
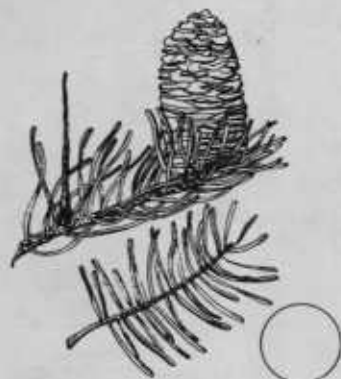
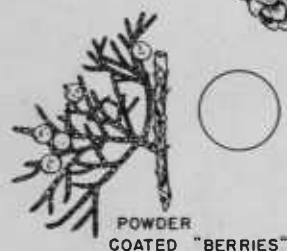


# Oregon Tree Quiz

(Answers published separately as EC 567)

Identify the drawings for the trees below and place the correct number in the circle:

1. Douglas-fir
2. Port-Orford-Cedar
3. Ponderosa Pine
4. Western Hemlock
5. Incense-Cedar
6. Lodgepole Pine
7. Sugar Pine and Western White Pine
8. Grand Fir
9. Noble Fir
10. Giant Sequoia or Bigtree
11. Western Juniper
12. Western Larch
13. Spruce
14. Subalpine Fir
15. Western Redcedar



Identify the drawings for the trees below and place the correct number in the circle:

16. Pacific Yew
17. Pacific Madrone
18. Bigleaf Maple
19. Vine Maple
20. Willows
21. Black Locust
22. Oregon White Oak
23. California Black Oak
24. Red Alder
25. Bitter Cherry
26. Pacific Dogwood
27. Quaking Aspen
28. Oregon Ash
29. Golden Chinkapin
30. Black Cottonwood



SHEDS BARK



CONIFEROUS  
UNDER-TREE




STICKY  
FRAGRANT BUDS



DIFFERENT SPECIES



WELL-KNOWN  
VISITOR



FLAT LEAF  
STEMS CAUSE  
TREMBLING



OREGON STATE UNIVERSITY EXTENSION SERVICE

CORVALLIS

Extension Service, Oregon State University, Corvallis, Henry A. Wadsworth, director. This publication was produced and distributed in furtherance of the Acts of Congress of May 8 and June 30, 1914. Extension work is a cooperative program of Oregon State University, the U. S. Department of Agriculture, and Oregon counties. Extension invites participation in its programs and offers them equally to all people, without discrimination.

Prepared by Charles R. Ross, OSU Extension forester emeritus, in consultation with staff of the OSU School of Forestry. Drawings by Patricia Hanson and Cathrine Davis Young.