

AN ABSTRACT OF THE THESIS OF

Mingyang Liu for the degree of Master of Science in Food Science and Technology
presented on June 10, 2014.

Title: Effect of Organic Production System and Harvest Date on the Quality of
Blackberry Fruit for Fresh and Processed Markets

Abstract approved:

Yanyun Zhao

Blackberry (*Rubus sp.*) fruit are a good source of phenolic compounds and anthocyanins, and are consumed in fresh and processed forms. Though organic products become more popular, limited information is available about how different organic production methods affect the post-harvest quality of blackberry fruit. The objective of this project was to investigate the effects of different organic production systems and harvest times on the physicochemical and nutraceutical properties of four cultivars of blackberry fruit during refrigerated and frozen storage. Trailing blackberry ‘Obsidian’ and semi-erect blackberry ‘Triple Crown’ were studied under refrigerated

storage while two trailing blackberry 'Marion' and 'Black Diamond' were studied under frozen storage.

'Obsidian' and 'Triple Crown' were grown organically and treated with three different organic fertilizers: processed poultry litter, soy meal, and a blend of fish emulsion and hydrolysate. Each fertilizer was applied at the same rate of 56 kg nitrogen/ha in 2012 and 2013. Samples were hand-picked three times per season at 1 wk intervals, packed immediately into clamshell containers, e and stored at 4.0 ± 0.2 °C and $90 \pm 5\%$ relative humidity for up to 12 d. Physicochemical properties, including decay, leakage, pH, titratable acidity (TA), weight loss, firmness, and moisture content, and antioxidant content and capacities, including total phenolic content (TPC), total monomeric anthocyanins (TMA), radical scavenging activity (RSA), oxygen radical absorbance capacity (ORAC), and ferric reducing ability of plasma (FRAP), were measured prior to and during refrigerated storage. Harvest date and storage time showed more effect on the physicochemical properties than that of fertilizer type. During storage, late-harvest fruit of both cultivars had the least decay in 2012 while early-harvest fruit exhibited the least decay in 2013. Fruit leakage in both cultivars increased during storage, reaching 54.3% and 62.5% in 'Obsidian' and 62.3% and 73.0% in 'Triple Crown' in 2012 and 2013, respectively. Fruit pH increased while titratable acidity decreased during storage in both cultivars. Firmness of 'Obsidian' fruit was significantly higher in 2012 than in 2013. Overall, fruit firmness decreased during storage. 'Obsidian' fruit had a 2.52% weight loss while that of 'Triple Crown' fruit had a 3.15% weight loss after 10 d of storage. The type of fertilizer only affected

fruit weight loss in 'Obsidian'. 'Obsidian' also had as much as 37% higher ORAC values than 'Triple Crown' at harvest. Late-harvest fruit from plants fertilized with fish emulsion showed 29% higher ORAC values than fruit harvested from plants in the other fertilizer treatments. Generally, 'Obsidian' blackberry showed greater variability in antioxidant properties than 'Triple Crown'.

'Marion' and 'Black Diamond' were also grown organically but, in this case with three different weed management strategies: non-weeding, hand weeding, and weed mat. Fruit were machine-harvested three times at 1 wk intervals in 2012, sorted by hand to exclude molded and damaged samples, frozen in a forced-air freezer at -25 °C, and stored at the freezer for up to 9 mo. Physicochemical properties, including pH, TA, and total soluble solids (TSS), and antioxidant content, including TPC and TMA were measured prior to and during frozen storage. Antioxidant capacities, including RSA, ORAC, and FRAP were also measured prior to frozen storage. Although weed management had no significant effect on the physicochemical properties of the fruit, it had numerous effects on TPC, TMA, RSA, ORAC and FRAP. Late-harvest 'Marion' fruit had the highest ORAC and FRAP values compared to 'Black Diamond' fruit and 'Marion' fruit from the earlier two harvests. Fruit from the hand-weeded treatments had up to 30% higher antioxidant content and capacity during the first second harvests than fruit from the non-weeded and weed mat treatments.

This study provided important information about the effects of organic production systems on post-harvest quality of blackberry fruit during refrigerated and frozen storage. Such information will be helpful for providing guidelines to the organic berry

industry (growers, packers and processors) for making decisions on the selection of organic fertilizers and weed management practices, the timing of fruit harvest, and the maximum amount of time in which the fruit should be refrigerated or frozen without a significant loss in quality.

©Copyright by Mingyang Liu

June 10, 2014

All Rights Reserved

Effect of Organic Production System and Harvest Date on the Quality of Blackberry

Fruit for Fresh and Processed Markets

by

Mingyang Liu

A THESIS

submitted to

Oregon State University

in partial fulfillment of

the requirement for the

degree of

Master of Science

Presented June 10, 2014

Commencement June 2014

Master of Science thesis of Mingyang Liu presented on June 10, 2014.

APPROVED:

Major Professor, representing Food Science and Technology

Head of the Department of Food Science and Technology

Dean of the Graduate School

I understand that my thesis will become part of the permanent collection of Oregon State University libraries. My signature below authorizes release of my thesis to any reader upon request.

Mingyang Liu, Author

ACKNOWLEDGEMENTS

I am much honored to be part of this great and meaning project and this comprehensive study cannot be completed without the help from many great people. Here comes with my sincere acknowledgement to all people contributing to fulfilling the research. I am proud of to be part of family of Food Science and Technology Department in Oregon State University.

I would like to dedicate my most sincere thanks to my major advisor, Professor Dr. Yanyun Zhao for offering me the great opportunity to study here and all her progressive, professional and kind help, patient guidance and persistent encouragement throughout my entire study at Oregon State University.

I truly appreciate Dr. Bernadine Strik and Dr. David Bryla for being my committee member and Dr. Anita Azarenko for serving as graduate council representative and their efforts to review my research work and give critical suggestions.

My gratitude also goes to all other lab members, Dr. George Cavender, Dr. Jooyeoun Jung, Angela Tseng, Dr. Xiaoyuan Feng and Melissa Sales for their great help and full support for my research. I would like to greatly appreciate Javier Fernandez-Salvador for his professional guidance for harvesting fruit which is the basis of this research.

Last but not least, I truly appreciate my parents for their encouragement and support. Their love makes me brave to move on.

TABLE OF CONTENTS

| | <u>Page</u> |
|---|-------------|
| 1. CHAPTER 1 Introduction..... | 1 |
| 2. CHAPTER 2 Literature Review..... | 6 |
| 2.1 Blackberry fruit..... | 6 |
| 2.1.1 Introduction..... | 6 |
| 2.1.2 Cultivars of blackberry..... | 6 |
| 2.1.3 Chemical composition of blackberries..... | 9 |
| 2.1.4 Phytochemicals and natural pigments in blackberries..... | 12 |
| 2.1.5 Antioxidant activity and health benefits of blackberries..... | 15 |
| 2.2 Production of blackberry..... | 17 |
| 2.2.1 Conventional production..... | 17 |
| 2.2.2 Organic production of blackberries..... | 18 |
| 2.2.2.1 Consumer awareness and knowledge about organic products..... | 19 |
| 2.2.2.2 Consumer attitudes and perceptions towards organic products.... | 20 |
| 2.2.2.3 Comparison of organically and conventionally grown produce... | 21 |
| 2.2.3 Nitrogen fertilization of blackberry..... | 23 |
| 2.2.4 Harvest time effect..... | 25 |
| 2.2.5 Harvest methods..... | 25 |
| 2.3 Post-harvest handling and storage of blackberry fruit..... | 27 |
| 2.3.1 Quality changes during post-harvest storage..... | 27 |
| 2.3.2 Decay and disease control..... | 28 |
| 2.3.3 Refrigerated storage..... | 29 |
| 2.3.4 Controlled atmosphere storage and modified atmosphere packaging. | 30 |
| 2.4 Freeze processing and storage of blackberry fruit..... | 31 |
| 2.4.1 Introduction..... | 31 |
| 2.4.2 Principles of freezing process..... | 32 |
| 2.4.3 Freezing methods..... | 33 |
| 2.4.4 Quality control during freezing..... | 33 |
| 2.4.5 Application of frozen blackberry..... | 34 |
| 2.5 Conclusion..... | 35 |
| 2.6 Literature cited..... | 44 |

TABLE OF CONTENTS (Continued)

| | <u>Page</u> |
|---|-------------|
| 3. CHAPTER 3 Effect of Different Commercial Fertilizers, Harvest Date and Storage Time on the Physicochemical and Antioxidant Properties of Two Organically Grown Blackberry Cultivars..... | 57 |
| Abstract..... | 58 |
| Introduction..... | 60 |
| Materials and Methods..... | 64 |
| Results..... | 73 |
| Discussion..... | 78 |
| Conclusion..... | 91 |
| Acknowledgements..... | 92 |
| Reference..... | 106 |
| 4. CHAPTER 4 Influence of Weed Management Practices, Harvest Date and Duration of Freezer Storage on the Physicochemical and Antioxidant Properties of Organic Processed Blackberries..... | 113 |
| Abstract..... | 114 |
| Introduction..... | 116 |
| Materials and Methods..... | 118 |
| Results and Discussion..... | 122 |
| Conclusion..... | 127 |
| Acknowledgements..... | 127 |
| Reference..... | 133 |
| 5. CHAPTER 5 General Conclusion..... | 136 |

LIST OF FIGURES

| <u>Figure</u> | <u>Page</u> |
|---|-------------|
| 2.1 Structure of major phenolic compounds in blackberry fruits..... | 43 |
| 3.1 Effects of harvest date and refrigerated storage on the decay and leakage rate of two blackberry cultivars: ‘Obsidian’ and ‘Triple Crown’, 2012 harvest.... | 97 |
| 3.2 Effects of harvest date and refrigerated storage on the decay and leakage rate of two blackberry cultivars: ‘Obsidian’ and ‘Triple Crown’, 2013 harvest.... | 98 |
| 3.3 Effects of harvest date and refrigerated storage on pH and titratable acidity of two blackberry cultivars: ‘Obsidian’ and ‘Triple Crown’, 2012 harvest..... | 99 |
| 3.4 Effects of harvest date and refrigerated storage on pH and titratable acidity of two blackberry cultivars: ‘Obsidian’ and ‘Triple Crown’, 2013 harvest..... | 100 |
| 3.5 Effect of different harvest date and refrigerated storage on the firmness of two blackberry cultivars: ‘Obsidian’ and ‘Triple Crown’ at 2012 and 2013 harvest..... | 101 |
| 3.6 Sugar profile of ‘Obsidian’, expressed in total concentration, 2012 harvest... | 102 |
| 3.7 Sugar profile of ‘Triple Crown’, expressed in total concentration, 2012 harvest..... | 103 |
| 3.8 Relative phenolic content and monomeric anthocyanins during storage of two blackberry cultivars: ‘Obsidian’ and ‘Triple Crown’, 2012 harvest..... | 104 |
| 3.9 Relative antioxidant potential by three methods (DPPH, ORAC and FRAP) during storage of two blackberry cultivars: ‘Obsidian’ and ‘Triple Crown’, 2012 harvest | 105 |
| 4.1 TPC (total phenolic content) of ‘Marion’ and ‘Black Diamond’, TMA (total monomeric anthocyanins) of ‘Marion’ and ‘Black Diamond’ during storage in 2012 harvest | 131 |
| 4.2 Antioxidant capacity at harvest by radical scavenging activity (DPPH) method, ORAC method and FRAP method for ‘Marion’ and ‘Black Diamond’ blackberry with different weed management right after harvest in 2012..... | 132 |

LIST OF TABLES

| <u>Table</u> | <u>Page</u> |
|--|-------------|
| 2.1 Plant types and cultivars of blackberries..... | 37 |
| 2.2 Chemical composition of blackberry fruit from U.S. National Nutrient Database..... | 38 |
| 2.3 Total soluble solids content of different cultivars of fresh blackberry fruit..... | 39 |
| 2.4 Total titratable acidity of different cultivars of fresh blackberry fruit..... | 40 |
| 2.5 Total phenolics contents of different cultivars of fresh blackberry fruit..... | 41 |
| 2.6 Anthocyanins in blackberry fruit..... | 42 |
| 3.1 Fruit weight loss (%) during refrigerated storage of ‘Obsidian’ and ‘Triple Crown’ blackberries hand-harvested in 2013..... | 93 |
| 3.2 Changes in fruit moisture content (%) during refrigerated storage of ‘Obsidian’ and ‘Triple Crown’ blackberries hand-harvested in 2012 and 2013..... | 94 |
| 3.3 Total phenolic content and monomeric anthocyanins in fresh ‘Obsidian’ and ‘Triple Crown’ blackberries hand-harvested in 2012..... | 95 |
| 3.4 Antioxidant capacity of fresh ‘Obsidian’ and ‘Triple Crown’ blackberries hand-harvested in 2012 | 96 |
| 4.1 pH values of ‘Marion’ and ‘Black Diamond’ fruit during frozen storage in 2012 harvest..... | 128 |
| 4.2 Titratable acidity values of ‘Marion’ and ‘Black Diamond’ fruit during frozen storage in 2012 harvest..... | 129 |
| 4.3 Total soluble solids values of ‘Marion’ and ‘Black Diamond’ fruit during frozen storage in 2012 harvest..... | 130 |

CHAPTER 1

Introduction

Blackberries (*Rubus spp.*) are valuable fruit with unique color, flavor and taste. In the past decades, blackberry fruit have been widely studied for its potential health benefit to human body owing to their high phenolic compounds, vitamins, minerals and fibers (Wang and Lin 2000; Cho et al. 2004; Siriwoharn et al. 2004; Eydurán 2006; Kaume et al. 2011; Granelli et al. 2012). Epidemiological studies have shown that the consumption of blackberry fruit help reduce chronic diseases since the phytochemicals in blackberries participate biological metabolism in human body (Beattie et al. 2005; Seeram 2013). Blackberries were also found to reduce brain aging in rats (Shukitt-Hale et al. 2009).

Fresh blackberry fruit are highly perishable and easily to be damaged during harvest due to their soft tissues and fragile skins. The postharvest storage life of fresh blackberries is also very short because of their high respiration rate, rapid mold growth, and quick loss of water (Joo et al. 2011). During storage, fruit quality can be significantly deteriorated, including mold growth, leakage, loss of physicochemical and nutraceutical properties (Perkins-Veazie et al. 1999; Perkins Veazie and Collins 2002; Joo et al. 2011). Refrigerated storage may help slow down quality deterioration and mold growth of blackberry fruit (Antunes et al. 2003). Under storage condition of 2 ± 0.5 °C and 90-95 % relative humidity (RH), conventional grown blackberry fruit may keep marketable quality for up to 7 d (Perkins-Veazie et al. 1996).

Due to their short production season and limited shelf-life, fresh blackberries are commonly processed by freezing, canning, drying, and making into jams and jellies (Hager et al. 2008; Veberic et al. 2014). Among those processing methods, freezing process is considered as the least destructive processing method for phenolic compounds of blackberry fruit (Wu et al. 2010). Many studies have investigated the effect of freezing process on the quality of conventional blackberry fruit (Hager et al. 2008; Türkben et al. 2010; Kopjar et al. 2012; Veberic et al. 2014). Although thawed products may show structural collapse, freezing process can significantly extend the shelf life of blackberry fruit (Petzold and Aguilera 2009).

Organic foods have become more popular because of their environmental friendly production and free in pesticides, fungicides, antibiotics and genetically modified organisms (GMOs) (Aertsens et al. 2009). The market for organic blackberries has expanded significantly with the production of organic blackberry in the United States increased 173% from 2005 to 2008 (Strik et al. 2007; USDA 2010). Fertilizer and weed management method are both very important factors affecting organic production. Nitrogen fertilizer provides the necessary N nutrient for the growth of blackberry plant and the yield of blackberry fruit (Martin et al. 2006). Weed control also help maintain soil properties and plant growth (Buhler 2002). However, few studies have investigated the impact of organic fertilizer and weed management strategies on the physicochemical and antioxidant properties of fresh market and processed blackberry fruit.

Therefore, the current study was aimed to investigate the effect of organic production system on the quality of blackberry fruit and quality change during post-harvest storage. The first part of the research was to study the impact of different organic fertilizers and harvest date on the physicochemical and nutraceutical qualities of two hand-picked organically grown blackberries ('Obsidian' and 'Triple Crown') during refrigerated storage, and the second part was to evaluate the effect of weed management strategies and harvest date on physicochemical and nutraceutical qualities of two machine harvested organically grown blackberries ('Marion' and 'Black Diamond') during frozen storage.

Literature cited

- Aertsens J, Verbeke W, Mondelaers K, Van Huylenbroeck G (2009) Personal determinants of organic food consumption: a review. *British Food Journal* 111 (10):1140-1167
- Antunes LEC, Duarte Filho J, Souza CMd (2003) Postharvest conservation of blackberry fruits. *Pesquisa Agropecuária Brasileira* 38 (3):413-419
- Beattie J, Crozier A, Duthie GG (2005) Potential health benefits of berries. *Current Nutrition & Food Science* 1 (1):71-86
- Buhler DD (2002) 50th Anniversary-Invited article: challenges and opportunities for integrated weed management. *Weed Science* 50 (3):273-280
- Cho MJ, Howard LR, Prior RL, Clark JR (2004) Flavonoid glycosides and antioxidant capacity of various blackberry, blueberry and red grape genotypes determined by high-performance liquid chromatography/mass spectrometry. *Journal of the Science of Food and Agriculture* 84 (13):1771-1782
- Eyduran YSASP (2006) Raspberry, Blackberry and Currant's usefulness in terms of human health. *Research Journal of Agriculture and Biological Sciences* 2 (6):314-315
- Granelli G, Mariani L, Parisi S, Eccher T, UGHINI V, Lo Scalzo R, Bucchini M, Cortellino G (2012) Influence of genotype, location and year factors on quality and health promoting compounds of *Rubus* fruit.
- Hager TJ, Howard LR, Prior RL (2008) Processing and storage effects on monomeric anthocyanins, percent polymeric color, and antioxidant capacity of processed

- blackberry products. *Journal of Agricultural and Food Chemistry* 56 (3):689-695
- Joo M, Lewandowski N, Auras R, Harte J, Almenar E (2011) Comparative shelf life study of blackberry fruit in bio-based and petroleum-based containers under retail storage conditions. *Food Chemistry* 126 (4):1734-1740
- Kaume L, Howard LR, Devareddy L (2011) The blackberry fruit: A review on its composition and chemistry, metabolism and bioavailability, and health benefits. *Journal of Agricultural and Food Chemistry* 60 (23):5716-5727
- Kopjar M, Jakšić K, Piližota V (2012) Influence of sugars and chlorogenic acid addition on anthocyanin content, antioxidant activity and color of blackberry juice during storage. *Journal of Food Processing and Preservation* 36 (6):545-552
- Martin JF, Diemont SA, Powell E, Stanton M, Levy-Tacher S (2006) Emergy evaluation of the performance and sustainability of three agricultural systems with different scales and management. *Agriculture, ecosystems & environment* 115 (1):128-140
- Perkins-Veazie P, Collins J, Clark J (1996) Cultivar and maturity affect postharvest quality of fruit from erect blackberries. *HortScience* 31 (2):258-261
- Perkins-Veazie P, Collins J, Clark J (1999) Shelf Life and quality of ‘Navaho’ and ‘Shawnee’ blackberry fruit stored under retail storage conditions. *Journal of food quality* 22 (5):535-544
- Perkins Veazie P, Collins J (2002) Quality of erect-type blackberry fruit after short intervals of controlled atmosphere storage. *Postharvest Biology and Technology* 25 (2):235-239
- Petzold G, Aguilera JM (2009) Ice morphology: fundamentals and technological applications in foods. *Food Biophysics* 4 (4):378-396
- Seeram NP (2013) Berries and Human Health: Research Highlights from the Fifth Biennial Berry Health Benefits Symposium. *Journal of Agricultural and Food Chemistry*
- Shukitt-Hale B, Cheng V, Joseph JA (2009) Effects of blackberries on motor and cognitive function in aged rats. *Nutritional neuroscience* 12 (3):135-140
- Siriwoharn T, Wrolstad RE, Finn CE, Pereira CB (2004) Influence of cultivar, maturity, and sampling on blackberry (*Rubus* L. Hybrids) anthocyanins, polyphenolics, and antioxidant properties. *Journal of Agricultural and Food Chemistry* 52 (26):8021-8030
- Strik BC, Clark JR, Finn CE, Bañados MP (2007) Worldwide blackberry production. *HortTechnology* 17 (2):205-213
- Türkben C, Sarıburun E, Demir C, Uylaşer V (2010) Effect of freezing and frozen storage on phenolic compounds of raspberry and blackberry cultivars. *Food Analytical Methods* 3 (3):144-153
- USDA CoA (2010) Census of Agriculture, United States Department of Agriculture. Available from:
http://www.agcensus.usda.gov/Publications/2007/Online_Highlights/Organics/ORGANICS.pdf Accessed 2014 February 28.

- Veberic R, Stampar F, Schmitzer V, Cunja V, Zupan A, Koron D, Mikulic-Petkovsek M (2014) Changes in the content of anthocyanins and other compounds in blackberry fruits due to freezing and long-term frozen storage. *Journal of Agricultural and Food Chemistry*
- Wang SY, Lin H-S (2000) Antioxidant activity in fruits and leaves of blackberry, raspberry, and strawberry varies with cultivar and developmental stage. *Journal of Agricultural and Food Chemistry* 48 (2):140-146
- Wu R, Frei B, Kennedy JA, Zhao Y (2010) Effects of refrigerated storage and processing technologies on the bioactive compounds and antioxidant capacities of 'Marion' and 'Evergreen' blackberries. *LWT-Food Science and Technology* 43 (8):1253-1264

CHAPTER 2

Literature Review

2.1 Blackberry fruit

2.1.1 Introduction

Blackberries (*Rubus sp.*) were first found growing wild by the early settlers of Europe and North America (Darrow 1937). Due to their thorniness and vigorous growth nature, most blackberries were considered as worthless and harmful to soil cultivation, and only a small part was harvested for food applications (Darrow 1928). Production of blackberries were started after several cultivars from the wild were selected and propagated (Swartz et al. 1981). However, picking and handling of the fruits were very difficult because of their thorny property, which delayed the development of fruit production.

In 1930, a thornless plant of the cut-leaf European blackberry was discovered. This variety was named as ‘Thornless Evergreen’ and has been planted extensively in the northwest part of the United States (Darrow 1931).

2.1.2 Cultivars of blackberries

There are many different cultivars of blackberry fruits with three predominant types: trailing (thorny and thornless), thorny erect, and thornless semi-erect (Poling 1997). Thorny erect blackberries were developed from blackberries in the eastern U.S. They are more vigorous than the others. The University of Arkansas developed a new primocane fruiting erect blackberry in 2004 which flower and fruit quite late in the

ripening season (Clark et al. 2005). The cultivars of erect blackberries include but no limit to ‘Cheyenne’, ‘Cherokee’, ‘Shawnee’, ‘Navaho’, ‘Kiowa’, ‘Apache’, ‘Chickasaw’ and ‘Ouachita’ and were released between 1970s and 2000s (Table 2.1). Trailing blackberries do not grow well in the cold climate regions with significant low yields. The plants produce primocanes grow along the ground. It’s very helpful to have primocanes physically tied to have a good production. Trailing blackberries have more aromatic flavor as well as less seeds than other two types (Finn 2001). The cultivars of trailing blackberries include but no limit to ‘Marion’, ‘Olallie’, ‘Pacific’, ‘Waldo’, ‘Black Diamond’, ‘Evergreen’ and ‘Obsidian’, and were mostly released in the 20th century (Table 2.1). ‘Shawnee’ cultivar is characterized as productive plant and the fruits are extremely large and sweet during the harvest season. Since ‘Shawnee’ cultivar is cold sensitive, it has not been widely planted in the Midwest or Northeast part of U.S. Semi-erect blackberries tend to grow towards the ground with vigorous and large canes, and the canes tend to be more naturally branched after several years planting. The plants are usually productive but the fruits are cold sensitive, thus extra precautions should be taken when growing in the cold regions (Kafkas et al. 2006). The cultivars of this type of blackberries are primarily ‘Smoothstem’, ‘Thornfree’, ‘Black Satin’, ‘Dirksen Thornless’, ‘Chester Thornless’, ‘Himalaya’, ‘Hull Thornless’, ‘Triple Crown’, ‘Loch Ness’ and ‘Loch Tay’ (Table 2.1). Among these cultivars, ‘Kiowa’ fruits are large and flavorful, and the plants have a long ripening season and relatively productive. This cultivar is mostly grown in south central U.S. ‘Olallie’ fruits are medium size with bright black color and firm texture and the plants are

vigorous and only grown in Pacific Northwest area. ‘Navaho’ usually fruits late during fruiting season with medium size and flavorful fruit. Moreover, this cultivar is resistant to anthracnose and root rot. ‘Hull Thornless’ fruits are sweeter than other trailing cultivars and can retain its color even in high temperature environment. ‘Dirksen Thornless’ is quite firmer than other trailing cultivars, and compared with other early cultivars, ‘Dirksen Thornless’ fruits have excellent quality and flavor. ‘Chester Thornless’ fruits ripen later than ‘Hull Thornless’ and ‘Dirksen Thornless’ cultivars while better flavor and more cold resistance. ‘Evergreen’ fruits are medium size and firm with dark black color. This productive cultivar is mostly grown in Pacific Northwest region in U.S. (Hall and Jo Stephens 1998; Guzman-Baeny 2004; Coyner et al. 2005; Strik et al. 2007)

In this project, ‘Obsidian’, ‘Triple Crown’, ‘Marion’ and ‘Black Diamond’ were studied. ‘Obsidian’ is a trailing blackberry with high yield and excellent quality which was released by U.S. Department of Agriculture–Agricultural Research Service (USDA–ARS/Oregon State University Cooperative) breeding program in Corvallis, Oregon. ‘Obsidian’ fruits are large and conical with good firmness, though they are not as uniform as ‘Siskiyou’ and ‘Black Diamond’. Excellent color makes fruit remain black in refrigeration and flavor is full and rich and much more pleasant than ‘Chester Thornless’ (Finn et al. 2005b). ‘Triple Crown’ is semi-erect and named for its flavor, productivity and vigor. It’s first released by USDA-Beltsville and Pacific West Agricultural Research Service. Fruits are quite large, flavorful and ripening earlier than ‘Chester’, and grown uniformly for easy picking. ‘Marion’ cultivar is also

developed by USDA–ARS/Oregon State University Cooperative breeding program in Corvallis, Oregon. It's a trailing type and the fruits show black color and turn dark purple after frozen and thawed. 'Marion' has somewhat tart flavor and larger size than 'Evergreen'. 'Black Diamond' is also a trailing type blackberry and firstly selected from USDA–ARS/Oregon State University Cooperative breeding program in Corvallis, Oregon. The high-yielding, vigorous fruits are more suitable for machine harvest. Moreover, the fruits are firm enough to be used for fresh market. The medium size fruit has excellent blackberry flavor but not as intense as 'Marion' (Finn et al. 2005a). These four cultivars as well as 'Evergreen', 'Boysen', 'Ouachita', 'Chester Thornless', 'Loch Ness', 'Navaho', 'Arapaho', 'Natchez' and 'Hull Thornless' are the most commonly grown in United States (Strik 1992; Strik and Finn 2011).

2.1.3 Chemical composition of blackberries

Blackberry fruits are soft fruits containing plenty of vitamins and minerals as well as various phytochemicals. The exact chemical composition is depending on the cultivar, growing location, harvest time, maturity stage, and storage conditions (Zhao 2007a). According to the National Nutrient Database for Standard Reference (USDA 2011), the nutrition content of blackberry fruits are summarized in Table 2.2.

Carbohydrates are the essential compounds in blackberry fruit and directly impact the ripeness and sensory quality of the fruits. Among them, glucose, fructose and sucrose are the predominant sugars (Fan-Chiang and Wrolstad 2010). During fruit ripeness, the amount of glucose, fructose, sucrose and other soluble solids

significantly accumulated along with the color change from light red to dark purple, even black color (Acosta-Montoya et al. 2010). Therefore, fruits should be harvested until enough amounts of sugars are accumulated. The sugar amount varies depending on not only ripeness, but also the growing environment and cultivars. The total soluble solid content of different cultivars of blackberry fruits is partially summarized in Table 2.3.

Besides sugar, blackberries also contain some organic acids which are important for the fruit sensory quality. The major organic acids in blackberry fruits are citric, malic and tartaric acid, in which citric and malic acids are predominant acids (Kafkas et al. 2006; Veberic et al. 2014). Moreover, high concentration of organic acid in blackberry fruits is important for preservation and pH maintenance in processed products (Kafkas et al. 2006; Famiani and Walker 2009). There is also a group of phenolic acids including hydroxybenzoic acids like p-hydroxybenzoic, protocatechuic, gallic, gentisic and hydroxycinnamic acids like caffeic, m-coumaric, p-coumaric and ferulic. These two predominant phenolic acids are present in free, ester and glycoside forms (Talcott 2007). Combination of organic acids and phenolic acids is responsible for total titratable acidity of the fruits, which is an important parameter for fruit processing, storage and sensory evaluation. Like sugar content, different cultivars contain different types and amounts of organic and phenolic acids. Total titratable acidity of some blackberry fruit cultivars are listed in Table 2.4.

Blackberries contain various essential vitamins and minerals as shown in Table 2.2 and are good source of vitamin A, vitamin B, vitamin C and folate, as well as

potassium, phosphorus, magnesium, and iron (Seeram et al. 2006a). Ascorbic acid is important for human health since it acts as a reducing agent for preventing oxidation by promoting the function of oxidase enzymes. Other than that, ascorbic acid may also promote hormone synthesis and immunity enhancement (Pantelidis et al. 2007; Patras et al. 2009).

Other than the chemical substances indicated above, blackberries contain many bioactive compounds including various enzymes. The hydrolase and oxidase in blackberries play an important role in quality deterioration of the fruits, such as changes in color, texture and flavor. Among those enzymes in the fruits, oxidizing enzymes are especially important. Polyphenol oxidase (PPO) and peroxidase (POD) attribute to the enzyme browning reaction and quality deterioration of fruit during ripening and post-harvest storage. PPO catalyzes the oxidation of o-diphenolic compounds to quinone compounds, and then further transformed to polymerized brown pigment (González et al. 2000; Patras et al. 2009). Since blackberry fruits contain large amount of phenolic compounds which are the substrates of PPO and POD, the activity of PPO and POD could be much high during fruit ripening. Fruit softening is another important quality indicator. Cellulase is related to texture quality during ripening and storage by changing the structure of cell wall. Polygalactourase (PG) and pectin methyl esterase (PME) take part in pectin modification of cell wall in the fruit, further affecting fruit softening (Barnes and Patchett 1976; Nunan et al. 2001; Martínez and Civello 2008; Famiani and Walker 2009).

2.1.4 Phytochemicals and natural pigments in blackberries

Blackberry fruits are rich source of polyphenols, especially anthocyanins, flavonols, flavan-3-ols, proanthocyanidins and ellagitannins as well as some phenolic acids (Bushman et al. 2004; Cho et al. 2005). Phenolic compounds in fruit are generated during plant development and fruit ripening with phenylalanine ammonia-lyase, cinnamate 4-hydroxylase and other enzymes involved (Macheix and Fleuriet 1990). Phenolic compounds are important factors influencing the color and antioxidant properties of blackberry fruits depending on the cultivar, ripeness, process methods and storage conditions. In fresh fruit, the color can be changed due to oxidation of phenols and enzyme related reactions (Kähkönen et al. 1999). Range of total phenolic content reported in the literatures is partially listed in Table 2.5, and the structures of major phenolic compounds in blackberry fruits are illustrated in Fig. 2.1.

Wang and Lin (2000) also reported that maturity of fruit affect the total polyphenol values in blackberry fruits. They found that total polyphenol content of ‘Triple Crown’ and ‘Hull Thornless’ decreases significantly when fruits became ripe ($P < 0.05$).

Phenolic acids are important phytochemicals, and the primary ones in blackberry fruits are hydroxybenzoic acids and hydroxycinnamic acids (Schuster and Herrmann 1985; Zadernowski et al. 2005). These two phenolic acids usually form as esters and glycosides instead of free acids (Dai et al. 2007). The common hydroxybenzoic acids in blackberries are p-hydroxybenzoic, protocatechuic, gentisic, vanillic, salicylic and gallic acid, of which salicylic acid in ester and glycoside forms are predominating (Zadernowski et al. 2005). The hydroxycinnamic acids in blackberries include m-

coumaric, p-coumaric, caffeic, and ferulic, of which m-coumaric, 3,4-dimethoxycinnamic acid in ester form and hydroxycaffeic acid are mostly common (Zadernowski et al. 2005). Among all kinds of phenolic acids, ones with ester, glycoside and free form account for 53.1%, 43.6% and 3.3%, respectively (Zadernowski et al. 2005). Ellagic acid is a specific hydroxybenzoic acid which can be quantified and reported as “ellagic acid equivalent” following acid hydrolysis. Ellagic acid has shown excellent antimutagenic and anticarcinogenic activity against specific carcinogens (Maas et al. 1991). Siriwoharn et al. (2005) reported that the ellagic acid content in ‘Marion’ and ‘Evergreen’ blackberry cultivars was about 18 and 12 mg/100 g fresh weight of berry, respectively, while González et al. (2003) found that Spanish wild blackberry fruits contain 25.93 mg ellagic acid/100 g fresh weight of berry.

Anthocyanins are a group of phenolic compounds and are responsible for the dark red color of blackberry fruits (Fan-Chiang and Wrolstad 2005). Due to their health benefits, anthocyanins are recognized a good dietary supplement recommended by many scientists (Zafra-Stone et al. 2007; He and Giusti 2010). Anthocyanins are primarily existed in berry fruits and red grapes having a structure of anthocyanidin glycosylated with sugars attached at the C3 position of the flavan structure (Cho et al. 2005; Zhao 2007a). About 93% of anthocyanins in blackberry fruits are in the form of monoglycosides and 7% are in the form of diglycosides (Wu et al. 2006). Generally, there are six individual anthocyanins primarily existed in berry fruits, including Pelargonidin, Cyanidin, Delphinidin, Peonidin, Petunidin, and Malvidin (Howard and Hager 2007). The primary anthocyanins in blackberry fruits are listed in Table. 2.6,

and among them cyaniding 3-glucoside was reported as the predominating one (Cho et al. 2005).

Total anthocyanins content of blackberry fruits depends on cultivars, grown location, and harvest and storage conditions (Beattie et al. 2005). Sellappan et al. (2002) reported that total anthocyanin of ‘Kiowa’ and ‘Choctaw’ cultivars grown in Georgia are 122.66 and 110.52 mg cyanidin-3-glucoside equivalent/100 g FW respectively based on the pH differentiation method, similar value was reported by Cho et al. (2005) that anthocyanin content range of 6 cultivars is from 114.4 to 241.5 mg cyanidin-3-glucoside equivalent/100 g FW. However, lower content of anthocyanin (average of 88.7 mg cyanidin-3-glucoside equivalent/100 g FW) was found in ‘Black Diamond’, ‘Smoothstem’, ‘Darrow’, ‘Chester’, ‘Hull Thornless’ and ‘Black Satin’ blackberries grown in Italy (Benvenuti et al. 2004). Moreover, identification of different forms of anthocyanins in blackberry fruits has been studied using HPLC-MS (High Performance Liquid Chromatography- Mass Spectrometry). Fan-Chiang and Wrolstad (2005) found that in 51 testing samples, cyanidin-3-glucoside takes the highest portion, 44-95%, follows with cyanidin 3-rutinoside (0.01%-53%), cyanidin 3-xyloside (0.01%-11%), and cyanidin 3-(malonyl)glucoside (0.01%-5%).

Blackberry fruits are also a good source of flavonols, which is a group of flavonoids found in the drupelet (Iriwoharn and Wrolstad 2004). The most common flavonols in berry fruit are quercetin, myricetin, and karmpherol (Seeram et al. 2006b). Cho et al. (2005) reported that quercetin 3-galactoside and quercetin 3-glucoside are

the main flavonols in ‘Apache’, ‘Arapaho’, ‘Kiowa’, ‘Navaho’ and ‘Chickasaw’ blackberry cultivars.

Tannins in blackberries are a group of polyphenol compounds with oligomeric and polymeric constituents (Shahidi and Naczki 2003). Based on the structure, tannins are divided into two groups: condensed tannins and hydrolysable tannins. Blackberry fruits are a good source of hydrolysable tannins, such as ellagitannins that is mostly existed in the seeds (Daniel et al. 1989). Siriwoharn et al. (2005) found that ‘Evergreen’ blackberry cultivar contain 33.4% higher amount of ellagitannin than ‘Marion’ cultivar.

Other than the phytochemicals stated above, blackberry fruits also contain secoisolariciresinol which is a kind of lignans and might be used for preventing cancer and heart disease (Mazur et al. 2000).

2.1.5 Antioxidant activity and health benefits of blackberry fruits

Many studies have found that the high content of phytochemicals such as anthocyanins, phenols, flavonoids in berry fruits can help reduce the risk of heart disease, chronic disease, stroke, and cancers (Van Duyn and Pivonka 2000; Vinson et al. 2001; Beattie et al. 2005; Duthie et al. 2006). Flavonoids are most important phenolic compounds in blackberries which primarily consist of flavonols, anthocyanidins, proanthocyanidins, catechins, and flavones. Flavonoids have been shown having antiviral and anti-inflammatory functions (Li et al. 2000; Guardia et al. 2001; González-Gallego et al. 2007; Rathee et al. 2009). Moreover, flavonoids,

together with other phenolic compounds, have the ability to inhibit low-density lipoprotein (LDL) oxidation by decreasing the amount of oxidized LDL in atherosclerotic lesions (Aviram and Fuhrman 2002; Chung et al. 2004). High level LDL is highly risk to cardiovascular disease (CD), and the phenolic compounds have been shown with high inhibition activity on human LDL and lecithin liposomes (Heinonen et al. 1998). Moreover, flavonoids also help protect platelet by decreasing superoxide anions and increasing nitric oxide produced by platelet.

Phenolic acid such as caffeic acid, vanillic acid and chlorogenic acid are well recognized as antioxidants, and their antioxidant activities are associated with the hydroxyl groups in the molecules (Rice-Evans et al. 1996). Chlorogenic acid was found to be the most active antioxidant (Chu et al. 2000). Other phenolic derivatives are also high in antioxidant and antimicrobial activity (Sofos et al. 1998).

Anthocyanins are found with anti-inflammatory, antiviral and anticarcinogenic properties (Skrede and Wrolstad 2002), and help prevent obesity (Prior et al. 2008; Prior et al. 2010). Similar functions were also found for ellagic acid and ellagitannins. Polyphenols were reported to help slow down brain aging by relieving the stress (Shukitt-Hale et al. 2008). Anthocyanins also help protect human endothelial cell by inhibiting monocyte chemotactic protein-1 (MCP-1), which is a protein involved in atherogenesis in infection and inflammation (Garcia-Alonso et al. 2009).

Anthocyanins may also be involved in cancer prevention by inducing phase II enzymes which further inactivate carcinogens that cause DNA damage of human cells (Giusti and Jing 2007).

Serraino et al. (2003) reported that blackberry extract shows prevention against peroxynitrite-induced DNA strand damage in vascular endothelial cells. Moreover, *in vitro* studies showed that blackberry extract can inhibit proliferation of human lung cancer cells and reduces neoplastic transformation in mouse cells (Duthie 2007). The authors reported that blackberry anthocyanins can inhibit cancer cell by modifying cell signaling pathways as well. Blackberry extract also exhibited inhibition properties on human cancer cells from oral, breast, prostate and colon based on *in vitro* study (Seeram et al. 2006a).

Other than cancer inhibition, blackberry fruits are found to prevent neurodegenerative diseases like Alzheimer's disease (Shukitt-Hale et al. 2009). Anthocyanins in bilberry was reported to significantly reduce polymeric collagen and structural glycoprotein production which may result in capillary thickness in diabetes (Boniface et al. 1985). Bone mineral density of ovariectomized rats fed by 5% blackberry supplementation was increased significantly (Kaume et al. 2010).

2.2 Production of blackberries

2.2.1 Conventional production

Blackberries have long been consuming by humans. For the past decades, production of commercially cultivated blackberries increased significantly worldwide from 13,958 ha in 1995 to 20,035 ha in 2005 which is about 45% increase, and among 20,035 ha production in 2005, 2,528 ha was organically produced (Strik et al. 2007). Europe and North America are the primary production regions of blackberries in the

world. There were 7,692 ha of blackberries grown in Europe and 7,159 ha grown in North America in 2005. From year 2009 to 2011, 7,100, 7,500 and 7,300 acres of blackberry were harvested, respectively within the United States (USDA 2014). United States took 67% of planted areas in North America region and the primary blackberry production location within the United States was Oregon, in which planted area increased 25% from 1995 to 2005 (Strik and Finn 2011). Most blackberries grown in Oregon were trailing types, including ‘Marion’, ‘Boysen’ and ‘Evergreen’. Only 1% of blackberries grown in Oregon were erect types such as ‘Cherokee’ and ‘Navaho’. Other than Europe and North America regions, Central America, South America, Asia, Oceania and Africa all make contribution to the worldwide blackberry production in the percent range of 0.50-8.19%. Blackberries have various production system based on the classifications (trailing, semi-erect, and erect) (Morris et al. 1970). In general, erect and semi-erect types were harvested for fresh market because the fruits have longer shelf life and more firm while trailing type are harvested for processed market since fruits are not firm enough to ensure good quality during transportation. However, several new trailing types like ‘Obsidian’ are used for fresh market (Strik et al. 2007).

2.2.2 Organic production of blackberries

There were about 2,527 ha of organic blackberry production worldwide in 2005, of which 72.8 ha were in the United States (Strik et al. 2007). In the year of 2008, 199 ha of organic blackberries were harvested in the United States (USDA 2010). Growers

expect significant increase of organic blackberry production in the next decades due to the demand of organic products by consumers.

2.2.2.1 Consumer awareness and knowledge about organic produce

Nowadays, protection to the environment has attracted more attention by the growers and consumers. Among all three agricultural production protocols (conventional, organic, and integrated production) studied by many researchers, organic production is regarded as the most environment friendly one (Granatstein and Kupferman 2006; Kaltsas et al. 2007; La Rosa et al. 2008; de Barros et al. 2009). As there is not much difference about exterior appearance between organic and conventional products, consumers may not recognize whether a product is organic or conventional, but consumer knowledge and awareness about organic production affects their willingness to pay higher price and make purchase decision for organic products (Giannakas 2002). According to the USDA National Organic Program Standard (USDA 2000), “organic” refers to

“The food or other agricultural product has been produced through approved methods that integrate cultural, biological, and mechanical practices that foster cycling of resources, promote ecological balance, and conserve biodiversity. Synthetic fertilizers, sewage sludge, irradiation, and genetic engineering may not be used”.

However, some studies reported that consumers have different perception about what organic food is. Jolly et al. (1989) reported that consumers in California believe that organic products are products without any pesticides and artificial fertilizer. Hill and Lynchehaun (2002) conducted a survey in Britain and indicated that organic food is more natural and healthy without further detailed information. Moreover, Wolf

(2002) found that the term “environmental friendliness” associated with organic lettuce is more appreciated by consumers than the term “certified organic” on the label. Another survey conducted in UK found that less than 50% respondents notice the organic label and some of them don’t recognize the organic logo or the symbol (Hutchins and Greenhalgh 1997). In contrast, researchers did find organic logos and labels help consumer identify organic products (Chang and Kinnucan 1991; Mathios 1998). Even if consumers noticed the products were grown organically, they may not make purchase decision because they are skeptical about the organic quality of products, especially in the regions where the certification and standardization are not well developed.

In general, the facts that consumers are not informed about organic products as well as lack of enough information about the difference between organic and conventional products are the primary reason holding consumers back from organic products purchase (Kaume et al. 2011).

2.2.2.2 Consumer attitudes and perceptions towards organic produce

Though consumers recognize the produce in front of them are organic, the quality and attributes of organic produce may also affect consumer’s preference. Consumers may compare organic and conventional products by the methods of production and specific characteristics of products they are interested in when they were asked about the preference between those two types of products (Yiridoe et al. 2005). However, complexity of human behaviors affects their purchase decision based on not just consumer’s knowledge and perception, but also nutrition consideration and social

psychological status leading to various attitudes about organic products purchase (Hay 1989).

Due to the concerns on the potential risk of some artificial chemicals used in conventional production of produce as well as environmental issues, more consumers tend to buy organic products (Yiridoe et al. 2005). Many studies found that consumers tend to purchase organic products due to the primary perception that such products are safer, healthier, and environmental friendly (Schifferstein and Oude Ophuis 1998; Gregory 2000). People from different regions showed various preferences about organic products. Werner and Alvensleben (1984) reported that consumers in Germany tend to buy organic fresh fruits and vegetables, which is similar to the findings that organic fruits are most frequently purchased by consumers in California (Jolly et al. 1989) and Canada (Hay 1989). Salleh et al. (2010) concluded that in Malaysia the decision to buy organic products was complicated to make by consumers, not only because of environmental friendly of organic products. Similar conclusion was made by Ahmad and Juhdi (2008), where the organic food in Malaysia was still at the introductory stage, consumers' consumption pattern may not change in short time. Sangkumchaliang and Huang (2012) reported that consumers in Thailand purchase organic products with consideration of potential environmental and health benefits, but due to labeling issue, consumers may not notice those organic products in the market.

2.2.2.3 Comparison of organically and conventionally grown produce

Though organic products are difficult to distinguish by appearance alone, consumer believed that organic products are different from conventional products in

the aspects such as nutrition content and safety (Yiridoe et al. 2005). Several studies have assessed the differences between organic and conventional products.

Langenkämper et al. (2012) reported that there is no significant difference in most nutrients content between organic and conventional wheat except total protein content was higher in organic wheat. Pieper and Barrett (2009) found higher total soluble solids content, titratable acidity and firmness in organic tomatoes compared with conventional one. However, no significant differences in titratable acidity (TA) and total soluble solids (TSS) between organic and conventional apples were reported (Roussos and Gasparatos 2009). Similar results were found by Juroszek et al. (2009) that no TA or TSS difference between conventional and organic tomatoes. On the other hands, it was reported that ascorbic acid content was significantly higher in organic tomatoes (Borguini 2006; Chassy et al. 2006). In respect to antioxidant activity, Wang et al. (2008b) reported higher phytochemical content and antioxidant activity in organic blueberry than that of conventional one, while You et al. (2011) found that antioxidant activity difference between organic and conventional blueberry depends on cultivars. Moreover, Reganold et al. (2010) found higher phenolic compounds content and antioxidant activity in organic strawberry, and Asami et al. (2003) reported similar results that organic strawberry contained higher phenolics. Higher phenolics content was also found in organic peaches and pears (Carbonaro and Mattera 2001).

Though comparisons between organic and conventional production systems have been conducted by several researchers, direct comparison was sometimes impossible.

According to the U.S. Department of Agriculture National Organic Program (AMS 2000), the farms for producing organic produce must not use synthetic pesticides and herbicides for at least 3 years prior to harvest. It is almost impossible to keep the organic farmland away from the synthetic pesticides and chemical fertilizers due to the interference between the organic and conventional farmland. Therefore, it is impossible to grow organic fruit right next to the conventionally grown farmland to make uniform production conditions for directly comparison between organic and conventional production.

2.2.3 Nitrogen fertilization for the production of organic blackberries

Based on the organic production standard, commercial fertilizers can only be used on the basis of soil and plants analysis and needs of the crops. Well balanced fertilizer application enables the soil to make nutrients available to the plant in adequate amounts at the right time and helps keep the plants in physiological balance.

The nutrients that plants take from the soil to grow and produce fruit are provided by the application of fertilizers (Havlin et al. 2005). However, the nutrients supplied by fertilizers are not fully available for use by the fruit plants, as nutrients may be lost as a result of leaching and runoff (Zhu et al. 2005). On the other hand, nutrients are constantly being made available to the plants through mineralization and the action of weather on the soil (Silgram and Shepherd 1999). The annual nitrogen requirement of fruit plant is relatively low, about 30 kg N/ha (Dasberg 1987). Adequate supply of nitrogen (N) in the critical phase after flowering will help ensure lignification, flower

bud production and quality of fruit (Lind 2003). However, excess of N may lead to excessive shoot growth and risk of physiological disorders, associated with keeping quality. Excessive application of N would increase the incidence of pests and diseases as well (Fageria et al. 2011).

Generally, fertilizers that can be utilized for organic production are classified as composts and manures, plant and root residues, and other fertilizers (Trenkel and Association 1997). Applying organic manures is a traditional method. Other than supplying nutrients, manure is also known to improve soil physical properties (Low 1954). Sauerbeck (1982) found that after organic farmyard manure was added to soil, organic carbon content increased significantly, and Johnston (1975) reported that composted matter showed higher effects on soil organic carbon content than fresh matter. In general, fresh manures may not be used immediately until proper curing which is to humificate the component of the manure. Roots and plants residues help maintain fertility, digestion of nutrients and improve soil property. They have better distribution in soil than organic manures. In some countries, manures are not sufficient for the demand of fertilization so that plant residues can help make supplement. Moreover, turf and sludge are also suitable as organic fertilizer, and the great hygroscopic ability and high water content make them good organic fertilizers (Li et al. 2005).

2.2.4 Harvest time effect

Harvest time is usually determined based on fruit maturity since it affects fruit quality during post-harvest storage. Immature fruit may not provide good sensory quality for consumers and overripe fruit easily turn to soft and decay with undesired flavor (Kader 1997). Generally, harvest time is a period of dates when fruit are fully ripen with acceptable flavor and appearance as well as at the peak of yield. It is a subjective judgment to distinguish whether a fruit is immature, mature or over-mature. However, a series of objective tests may help identify maturity stage of fruit. These measures are usually easy conducted in the harvest field with some physical and chemical changes including color, texture, soluble solids content and acidity (Thompson 2008). Color is the most common factor used as maturity indices for blackberry. Based on the color, the maturity of blackberry fruit can be classified as green, pink, commercially ripe and over-ripe (Wang and Jiao 2001). The best harvest period for blackberry is about 20-28 d depending on cultivars, climate, and growing location (Strik et al. 2008). Blackberries are usually harvested when dry in early morning. During the peak of harvest season, fruit are harvested 2-3 times a week for fresh market or even more if weather is hot. Hot midday is not proper time, neither as wet humid day since fruits are easily deteriorated.

2.2.5 Harvest methods

Hand harvest and machine harvest are both used for blackberry harvesting. Hand harvest can result in relatively low mechanical damage. However, physical damage of

fruit may occur if workers don't have excellent harvesting skills. The collection of fruit by workers is important. When putting into containers, fruits may be bruised and these bruises may not be obvious for the first hours or days right after harvest (Kader 1983). Another problem caused by hand harvest is the un-uniformity of quality of blackberries harvested by different workers since maturity is very subjective judgment depending on workers. Soft fruit like raspberries and blackberries are usually harvested by hands due to their soft texture. Fruit are picked from the plant and put into a suitable container which may be transferred into cooler to remove field-heat and then taken into market or transfer for repacking. While hand picking is a common way for harvesting berries, machine harvest is also used for blackberry harvest.

Fruits harvested by machine are used for the processed market. Soft fruits for processing market like raspberry and blackberry can be harvested by a tractor-mounted machine with combining finger. During harvest, fruits are removed off plant with some leaves and stems left by high frequency vibration and rotation of fingers and then fruits are filtered and processed further. Strik and Buller (2001) reported that fruit yield and percent bud break was not affected by machine harvester and plants were not damaged either. Peterson and Takeda (2003) found that though machine harvest method showed high harvest rate, amount of fruit meeting the requirements for fresh market was much lower due to uniform fruiting canopy and the force applied to pull fruits off the plants. Similar results were reported that total semi-erect blackberries harvested by machine contained 10-70% immature fruit (Takeda et al. 1989).

2.3 Post-harvest handling and storage of blackberry fruit

2.3.1 Quality changes during post-harvest storage

Fresh blackberry fruit have living tissues, and the metabolism continues after harvest. Both physicochemical and nutraceutical properties of the fruit change during post-harvest storage. Sugar and acid contents in the blackberry fruit also change during storage which directly impact the sensory quality of the fruit (Qian and Wang 2005). Perkins Veazie and Collins (2002) reported that titratable acidity of ‘Arapaho’ and ‘Navaho’ blackberries decreases during storage at 2 °C due to the possible water loss. Similar results were reported by Wu et al. (2010) that TA of ‘Marion’ and ‘Evergreen’ blackberries decrease 36.8% and 46.2%, respectively under 2.0 ± 0.2 °C and $95 \pm 2\%$ relative humidity. Perkins-Veazie et al. (1996) found that total soluble solids of four cultivars of blackberry fruit increase during storage at 2 °C because of the hydrolysis of cell wall materials. They also mentioned that total soluble solids contents of blackberries increase during ripening process since more sugars were accumulated during the ripening process. The firmness of blackberry fruit decreased during ripening and storage depending on the cultivar, storage conditions and time (Joo et al. 2011). Sousa et al. (2007) found an increase of firmness during 2 °C and 90% RH storage which was probably due to calcium binding of pectins. However, decrease in firmness of blackberry fruit during storage (3~80 °C) was also reported by several other researchers (Siriwoharn et al. 2004; Kafkas et al. 2006; Joo et al. 2011). Other than physicochemical properties, nutraceutical properties changed inconsistently as well depending on cultivars and storage conditions. Wu et al. (2010) reported an

increase in anthocyanin content of ‘Marion’ and ‘Evengreen’ fruit during 7 d of storage at 2 °C and 95% RH. The increase in anthocyanin lead to a dark color of the fruit and this change occurred more slowly during cold storage. Besides blackberry, Nunes et al. (2006) mentioned that total anthocyanin content of strawberry is lower during ripening process in cold storage than in the field.

2.3.2 Microbial concerns

Decay and foodborne pathogen related safety issues are most common microbial concerns for blackberry. Decay caused by fungi and anthracnose, cane and leaf rust and blackberry rosette are the major problems leading to postharvest loss of blackberry fruit (Buckley et al. 1995; Strik et al. 2007; Rueda - Hernández et al. 2013). During cold storage, high humidity (95-97%) environment is usually applied to ensure the freshness of fruit. However, such high humidity would also promote microbial spoilage unless enough air flow for reducing the amount of moisture on fruit surface. Fungi, such as *Botrytis cinerea* (Ellis et al. 1991), *Rhizopus stolonifer* (Prange and DeEll 1995), and *Mucor* sp. are much more common than bacterial spoilage organisms on blackberry fruit during storage (Washington et al. 1999). Removal of decayed fruit can help control decay of good fruit during storage, but some fungal have spores that can be easily spread by the air even at low temperature, thus making the control on fungal disease very difficult. Moreover, the survival and growth of foodborne pathogens in contaminated fruit can be a potential food safety problem (Buck et al. 2003). *Salmonella*, *Listeria monocytogenes* and *E. coli* O157:H7 all can survive on the

fruit even no visually evidence was revealed (Shearer et al. 2001). During harvest and transportation, bacteria and viruses could also infect the fruit easily since fruit for fresh market are not washed before sale (Sapers 2001). A case-control study indicated that raw blueberry consumption was involved in 56% of 39 cases of hepatitis A virus (HAV) between January and May in 2002 in New Zealand (Calder et al. 2003). Moreover, frozen blackberry was reported as one of most likely source of an outbreak of acute gastroenteritis occurred in a canteen in Germany (Fell et al. 2007). Ensuring food safety of fresh and processed fruit is extremely important.

2.3.3 Refrigerated storage

Refrigerated storage is an effective method for maintaining the quality of fresh blackberries. Respiration process of blackberry fruits can be slowed down in refrigerated storage (Perkins-Veazie et al. 1999). Generally, recommended cold storage condition for fresh blackberry fruit is about 2 °C and 90-95% relative humidity and shelf life of blackberry fruit under such conditions is about 2-6 d (Salunkhe and Desai 1984). Moreover, less texture and color changes and loss of flavor and weight were reported (Reyes-Carmona et al. 2005). Due to delayed growth of microorganisms at low temperature, fruit decay was also slowed down in cold storage. However, water loss was quite common at low temperature since cold air couldn't hold as much moisture as air in room temperature, which means specific humidity is needed for maintaining cold storage. Among several refrigeration methods, forced air ventilation is most widely used for blackberry storage. A large refrigerated room with air cooling

system is equipped to ensure constant low temperature. Besides removing field heat, cold air system help evaporate moisture from the surface of blackberry fruit, further lowering the possibility of decay. Another method is refrigeration room without flowing air. This method is not as effective as forced air ventilation because still air could not remove heat as quickly as forced air. Crushed ice may also be used for cold storage when covering the top of fruit, but it is not recommended to cool blackberry fruit because of partial chilling damage of fruit.

2.3.4 Controlled atmosphere storage (CAS) and modified atmosphere packaging (MAP)

Controlled atmosphere storage is a technology to preserve and extend the shelf life of fruits and vegetables under low temperature (0-4 °C). Respiration and transpiration of fruit are lowered as well as growth of aerobic microorganism and enzymatic activity because of high concentration of carbon dioxide and low concentration of oxygen (Thompson 2010). For blackberry preservation, condition of controlled atmosphere storage with 10-20% carbon dioxide and 5-10% oxygen has been reported by Thompson (2010). However, high concentration of carbon dioxide may result in off-flavor (Pérez and Sanz 2001). Perkins-Veazie and Collins (2002) also reported that controlled atmosphere storage (15 kPa CO₂, 10 kPa O₂) effectively decreased decay of ‘Navaho’ and ‘Arapaho’ blackberries during storage at 2 °C. However, Agar et al. (1997) found that controlled atmosphere storage at 10-30% CO₂ and 2% O₂ is not an optimal method in preserving ascorbic acid in thornless blackberries.

Modified atmosphere packaging (MAP) is another packing technology with specialized gas composition for extending shelf life of fruits and vegetables (Kader et al. 1989). Gas composition, storage temperature and package material need to be determined according to the characteristics of food such as respiration rate, mass, temperature requirements, fruit cultivars and maturity for the well-designed modified atmosphere packaging (Fonseca et al. 2002). Many studies have investigated the effectiveness of MAP technology to extend the shelf-life of apples (Rocha et al. 2004), blueberries (Song et al. 2002), and cherries (Petracek et al. 2002), as well as some studies investigating MAP of blackberry fruit. Farber et al. (2003) recommended 15-20% CO₂ and 5-10% O₂ as an optimal MAP condition for blackberry, and Mir and Beaudry (2004) suggested 10-20% CO₂ and 2% O₂ MAP for blackberry.

2.4 Freeze processing and storage of blackberry fruit

2.4.1 Introduction

Due to the short production season and limited shelf-life, fresh blackberries are commonly processed into frozen products. According to the National Agricultural Statistics Service (USDA 2014), 27,183,000 pounds of blackberries were freeze processed between March 31 2013 and February 28 2014. The principle of frozen technology is by reducing temperature and water activity to control the growth of microorganisms, enzyme activity and other reactions, thus resulting in high quality and prolonged shelf-life products. On the other hands, freeze process may advance the structural transformation and diminish biological activities of some nutrients.

2.4.2 Principles of freezing process

Freezing process lowers temperature and reduce water activity of products due to ice formation and concentrated solutes. During the freezing process, some chemical reactions, as well as some effects on the tissue structure and microbial reactions take place and such reactions are associated with various properties of the products.

Freezing rate is the velocity of temperature decrease per minute ($^{\circ}\text{C}/\text{min}$). It significantly affects quality of frozen fruit since cell wall rupture is affected by freezing rate. When freezing rate is higher than $4^{\circ}\text{C}/\text{min}$, large volume of small ice crystals forms causing less cell wall rupture when comparing with freezing rate lower than $4^{\circ}\text{C}/\text{min}$. Temperature difference between fruit and cooling system, contact area of fruit to cooling agent, initial temperature as well as freezing equipment are all affecting freezing rate (Sousa et al. 2007). Randelović et al. (2008) found that both slow and fast freezing may cause color change of blackberry fruit as well as pH and vitamin C change while total soluble solid and total anthocyanins were not changed significantly.

Damage caused by freezing in fruit tissue includes interference of metabolism, changes of enzyme activities, and cell membrane damage (Jul 1984). Fruit will become soft after thawed under situation of ice crystals rupture of cell wall. The bigger the ice crystals are, the more the texture change of fruit. Moreover, the amount of liquid collected, called drip loss, after frozen fruit is thawed has been used as an indicator of quality of frozen fruit (Fuster et al. 1994).

2.4.3 Freezing methods

Berries may be frozen individually, packed in dry sugar, syrup or crushed into purees before freezing depending on the final application of the finished products. Different types of freezers including air-blast, spiral, fluidized bed, liquid immersion, spray, plate, and cryogenic are available for specific applications. The type of freezer selected should be based on freezing rate, cost, function, and feasibility since freezing rate is important factor affecting quality of fruit and economy of equipment is big concern for freezing application (Zhao 2007b).

2.4.4 Quality control during freezing

Liquid nitrogen freezing process effectively retained structure of frozen wild blackberries compared with other plate freezing methods (Marti and Aguilera 1991), and the blackberries frozen at a freezing rate of 2.2 °C/min showed high firmness after thawed (Sousa et al. 2007). Schmidt et al. (2005) also reported that individual quick freezing (IQF) method may effectively retain antioxidant activity and total phenolics content for both wild and cultivated blueberries in North America. González et al. (2003) reported that after cryogenic freezing in liquid nitrogen at -80 °C, Spanish wild blackberries had 15.48% decrease in total monomeric anthocyanins, 7.51% decrease in total phenolics content and 25.41% decrease in ellagic acid content. They also found total anthocyanins and phenolics remained at the same level for blackberries packed in polyethylene bags during frozen storage at -24°C for 6 months (González et al. 2003). Yorgey and Finn (2005) reported that overall quality of ORUS 1380-1 is significantly

better than 'Waldo' blackberry after IQF. Wu et al. (2010) reported that anthocyanins in 'Evergreen' blackberry increase up to 5.5% after freezing and phenolic compounds are well maintained. Türkben et al. (2010) found that ferulic acid content decreases significantly after 6 months of frozen storage. Similar results were reported by Dai et al. (2009) that total phenolic content of anthocyanin-containing blackberry extracts decrease 10% after 90 d of frozen storage. Moreover, Randelović et al. (2008) found both slow and faster freezing may cause color change of blackberry fruit as well as pH and vitamin C change while total soluble solids and total anthocyanins contents did not change significantly.

2.4.5 Applications of frozen blackberry fruits

Frozen blackberries can be consumed directly (Stanfield et al. 2004), further processed into beverages (Qian et al. 2006), jams, jellies and dried products (Figuerola 2007a), and added into dairy products like yogurts and ice creams (Wade 1991) and bakery goods (Gutierrez 2013).

Dried blackberries can be made into fruit snack for providing phenolic compounds and soluble dietary fiber. Breakfast cereals containing berries are also very popular since the soluble dietary fiber in berries complement the insoluble fiber of cereals (Figuerola 2007b). Blackberries are one of suitable fruits for making jams and jellies because of their color, acidity, flavor, aroma (Guy and Shiun 1986). Blackberry jams and jellies can be used as spread on bread and crackers as well as filling for pastries and cookies because of their thickness, acidity and unique flavors (Figuerola 2007a).

Blackberry juice and wines are also popular because of the unique flavor, color and relatively high content of antioxidant compounds. Juice and wine retain those beneficial chemicals and good texture since seeds are excluded (Cabral et al. 2007). Moreover, Blackberries were added into flavored cottage cheese and the integrity of fruit is important in the final products (Berry 2001). For premium dairy products, IQF blackberries are usually used due to low sugar content and no preservatives. Walker et al. (2006) reported that blackberry yogurt processed by high hydrostatic pressure showed no significant change in color and pH.

2.5 Conclusion

Blackberry fruit have distinguished flavor and color, contain large amount of phenolic compounds with demonstrated antioxidant capacity. Composition varies depending on cultivars, growing location and environment. The market of both fresh and processed blackberries has been expanded significantly in the past decades and further expansion is expected for the next decades. Because of their environmental friendly production and free in pesticide, fungicides, antibiotics and genetically modified organism (GMO), organic produce has become more and more popular.

Nitrogen fertilizers play an important role in blackberry growing as N source provides fruit necessary nutrient. Selection of different nitrogen fertilizers may affect the growth of the plant. Blackberry fruit is generally harvested within one month of time period, and fruit maturity at the harvest is an important factor that could directly impact the postharvest storage life of fruit. However, very limited information is

available about how organic production systems (i.e., fertilizer application, weed management, and harvest date) affect the fruit quality and storage life. And change of the physicochemical and nutraceutical properties of organically grown blackberry fruit during postharvest storage are not well studied. Therefore, it is important to investigate how organic production system and post-harvest refrigerated storage impact the quality of fresh blackberry fruit.

For fresh market, blackberry fruit are hand harvested while they are usually picked by machine harvesters for processed market. Since fresh blackberry fruit have very short shelf life, majority of them are freeze processed to extend the storage time. Again, not much information is available about how freezing process affects the quality of organically grown blackberry fruit. Therefore, another objective of this project was to study freezing effect on the physicochemical and antioxidant properties of organically grown blackberry fruit of the specific cultivars and the quality changes during frozen storage.

Table 2.1 Plant types and cultivars of blackberries

| Blackberry Cultivars | | | Growth region/country |
|----------------------|-------------------|--------------|--|
| Type | Cultivar | Release Date | |
| Erect | Cherokee | 1970s | Arkansas, USA |
| | Shawnee | 1980s | |
| | Navaho | | Arkansas, USA |
| | Kiowa | 1990s | |
| | Apache | | |
| | Chickasaw | | |
| | Ouachita | 2000s | |
| Trailing | Evergreen | 1850s | Milder parts of the Northwest of USA |
| | Pacific | 1940s | Oregon, USA |
| | Olallie | 1950s | |
| | Marion | | |
| | Waldo | 1970s | |
| | Black Diamond | 1990s | |
| | Obsidian | 2000s | |
| Semi-erect | Thornfree | 1960s | Maryland, USA |
| | Black Satin | | Illinois, USA |
| | Chester Thornless | 1970s | Middle Atlantic and Pacific Northwest, USA |
| | Himalaya | 1930s | |
| | Hull Thornless | 1970s | |
| | Triple Crown | 1980s | |
| | Loch Ness | | U.K. |
| | Loch Tay | 2003 | U.K. |

Source: Adapted from Clark et al. (2007), Finn (2008), Finn and Strik (2008), and Finn and Clark (2012).

Table 2.2 Chemical composition of blackberry fruit from U.S. National Nutrient Database (kg^{-1})

| Compounds | Value | Compounds | Value |
|-------------------------|--------|--------------------------------|---------|
| Water (g) | 881.50 | Calcium (mg) | 290.00 |
| Energy (kcal) | 430.00 | Iron (mg) | 6.20 |
| Protein (g) | 13.90 | Magnesium (mg) | 200.00 |
| Total lipid (g) | 4.90 | Phosphorus (mg) | 220.00 |
| Carbohydrate (g) | 96.10 | Potassium (mg) | 1620.00 |
| Total dietary fiber (g) | 53.00 | Sodium (mg) | 10.00 |
| Total sugar (g) | 48.80 | Total ascorbic acid (mg) | 210.00 |
| Ash (g) | 3.70 | Total folate (μg) | 250.00 |
| Sucrose (g) | 0.70 | Thiamin (mg) | 0.20 |
| Glucose (g) | 23.10 | Riboflavin (mg) | 0.26 |
| Fructose (g) | 24.00 | Vitamin A (IU) | 2140.00 |
| Cyanidin (mg) | 999.50 | Pelargonidin | 4.50 |
| Peonidin | 2.10 | (+)-Catechin | 370.60 |
| Quercetin | 35.80 | Proanthocyanidin 4-6mers | 72.70 |

Source: Adapted from National Nutrient Database for Standard Reference (USDA 2011).

Table 2.3 Total soluble solids content of different cultivars of fresh blackberry fruit

| Cultivar | Total soluble solid | References |
|-------------------|------------------------------|-----------------------------------|
| Arapaho | 9.20 % | Alleyne and Clark (1997) |
| Arapaho | 8.70 % | Perkins Veazie and Collins (2002) |
| Caingangue | 7.60 % | Hassimotto et al. (2008) |
| Cancaska | 9.20 % | Joo et al. (2011) |
| Chester Thornless | 9.63 % | Joo et al. (2011) |
| Chester Thornless | 43.6 mg/g _{extract} | Kafkas et al. (2006) |
| Choctaw | 11.50 % | Pantelidis et al. (2007) |
| Evergreen | 16.10 % | Reyes-Carmona et al. (2005) |
| Evergreen | 11.50 % | Pantelidis et al. (2007) |
| Hull Thornless | 9.80 % | Pantelidis et al. (2007) |
| Loch Ness | 52.5 mg/g _{extract} | Kafkas et al. (2006) |
| Marion | 10.60 % | Reyes-Carmona et al. (2005) |
| Navaho | 62.5 mg/g _{extract} | Kafkas et al. (2006) |
| Tupy | 6.93 % | Hassimotto et al. (2008) |

Table 2.4 Total titratable acidity of different cultivars of fresh blackberry fruit

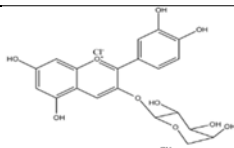
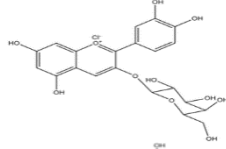
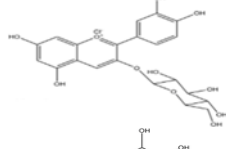
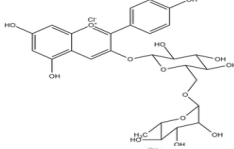
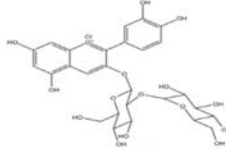
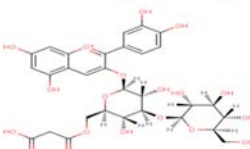
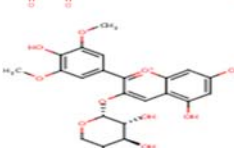
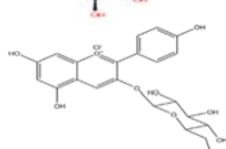
| Cultivar | Total titratable acidity | Reference |
|---|--------------------------|-----------------------------------|
| Apache | 1.64 % of oxalic acid | Vrhovsek et al. (2008) |
| Arapaho | 0.82 % of citric acid | Perkins Veazie and Collins (2002) |
| Chester Thornless | 1.88 % of oxalic acid | Vrhovsek et al. (2008) |
| Chester Thornless | 0.80 % of citric acid | Wang et al. (2008a) |
| Evergreen | 1.02 % of citric acid | Reyes-Carmona et al. (2005) |
| Hull Thornless | 0.55 % of citric acid | Wang et al. (2008a) |
| Hull Thornless | 1.38 % oxalic acid | Vrhovsek et al. (2008) |
| Marion | 3.46 % of citric acid | Reyes-Carmona et al. (2005) |
| Navaho | 1.00 % of citric acid | Perkins Veazie and Collins (2002) |
| <i>Rubus</i> <i>adenotrichus</i> Schltdl. | 2.40 % of malic acid | Acosta-Montoya et al. (2010) |
| Triple Crown | 1.72 % oxalic acid | Vrhovsek et al. (2008) |
| Triple Crown | 0.85 % of citric acid | Wang et al. (2008a) |

Table 2.5 Total phenolics contents of different cultivars of fresh blackberry fruit

| Cultivar | Total phenolics (mg GAE/ 100 g FW) ^a | Reference |
|-------------------|--|---------------------------|
| Andean | 2167 ± 835 | Vasco et al. (2008) |
| Chester Thornless | 351.7 ± 7.2 | Benvenuti et al. (2004) |
| Chester Thornless | 225 | Koca and Karadeniz (2009) |
| Chester Thornless | 2515.7 ± 18.6 | Sariburun et al. (2010) |
| Evergreen | 960 ± 101 | Siriwoharn et al. (2004) |
| Hull Thornless | 405 | Connor et al. (2005) |
| Hull Thornless | 248 ± 5.9 | Wang and Lin (2000) |
| Hull Thornless | 236.7 ± 9.5 | Benvenuti et al. (2004) |
| Marion | 513 | Connor et al. (2005) |
| Marion | 903 ± 145 | Siriwoharn et al. (2004) |
| Navaho | 446.4 | Cho et al. (2005) |
| Navaho | 210 | (Koca and Karadeniz 2009) |
| Navaho | 459 | (Connor et al. 2005) |
| Shawnee | 373 | (Connor et al. 2005) |
| Triple Crown | 204.0 ± 2.0 | (Wang and Lin 2000) |

^a FW, fresh weight; GAE, gallic acid equivalent.

Table 2.6 Anthocyanins in blackberry fruit

| Anthocyanins | Structure | Color |
|---------------------------------|--|------------------|
| cyanidin 3-arabinoside |  | dark red /purple |
| cyanidin 3-galactoside |  | dark red /purple |
| cyanidin 3-glucoside |  | dark red /purple |
| cyanidin 3-rutinoside |  | dark red /purple |
| cyanidin 3-sophoroside |  | dark red /purple |
| cyanidin 3-(6-malonyl)glucoside |  | dark red /purple |
| malvidin 3-arabinoside |  | dark blue/purple |
| perlargonidin 3-glucoside |  | dark red /purple |

Source: Adapted from Howard and Hager (2007) and Shahidi and Naczka (2003).

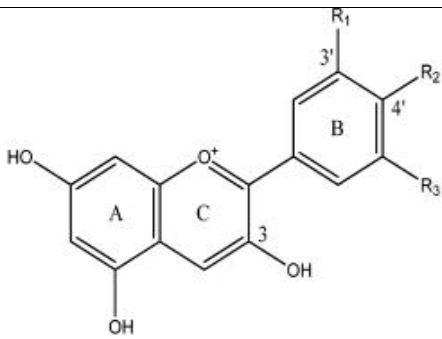
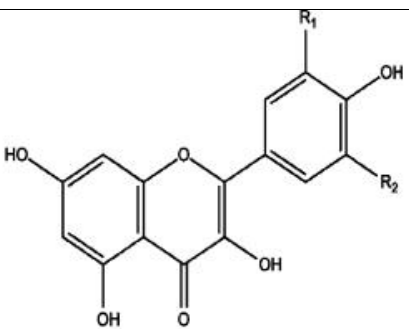
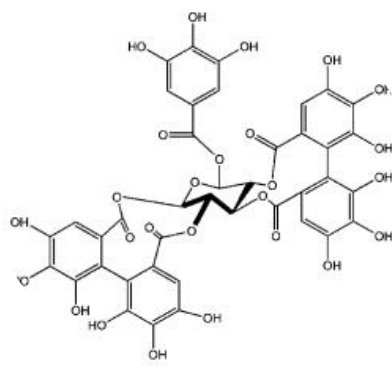
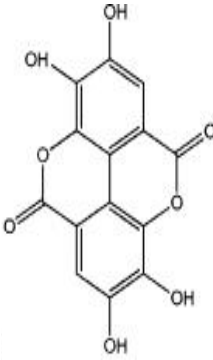
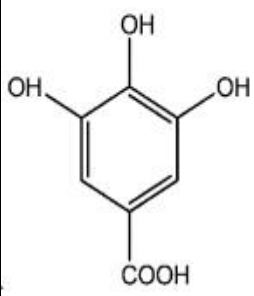
|  | Anthocyanidin | R ₁ | R ₂ | R ₃ |
|--|---------------|-------------------|----------------|-------------------|
| | Cyanidin | -OH | -OH | -H |
| | Delphinidin | -OH | -OH | -OH |
| | Pelargonidin | -H | -OH | -H |
| | Malvidin | -OCH ₃ | -OH | -OCH ₃ |
| | Peonidin | -OCH ₃ | -OH | -H |
| | Petunidin | -OH | -OH | -OCH ₃ |
|  | Flavonol | R ₁ | R ₂ | |
| | Quercetin | -OH | -H | |
| | Kaempferol | -H | -H | |
| | Myricetin | -OH | -OH | |
| <div></div> <div>Gallic Acid Ellagic Acid Galloyl-bis-HHDP glucose</div> | | | | |

Figure 2.1 Structure of major phenolic compounds in blackberry fruits.
Source: Adapted from Balasundram et al. (2006), Wu et al. (2006), and Zhao (2007a).

2.6 Literature cited

- Acosta-Montoya Ó, Vaillant F, Cozzano S, Mertz C, Pérez AM, Castro MV (2010) Phenolic content and antioxidant capacity of tropical highland blackberry (*Rubus adenotrichus* Schltdl.) during three edible maturity stages. *Food Chemistry* 119 (4):1497-1501
- Agar I, Streif J, Bangerth F (1997) Effect of high CO₂ and controlled atmosphere (CA) on the ascorbic and dehydroascorbic acid content of some berry fruits. *Postharvest Biology and Technology* 11 (1):47-55
- Ahmad S, Clarke B, Thompson A (2001) Banana harvest maturity and fruit position on the quality of ripe fruit. *Annals of Applied Biology* 139 (3):329-335
- Ahmad S, Juhdi N (2008) Consumer's perception and purchase intentions towards organic food products: exploring the attitude among Malaysian consumers. In: *th Annual Conference on PBFEM*.
- Alleyne V, Clark JR (1997) Fruit composition of 'Arapaho' blackberry following nitrogen fertilization. *HortScience* 32 (2):282-283.
- AMS (2000) National Organic Program: Final Rule With Request for Comments (7 CFR Part 205). Agricultural Marketing Service, National Organic Program, US Department of Agriculture, Washington, DC.
<http://www.ams.usda.gov/AMSv10/amsfetchTemplateDatado?template=TemplateA&navID=NationalOrganicProgram&leftNav=NationalOrganicProgram&page=NOPNationalOrganicProgramHome&acct=AMSPW> (Dec 28 2013)
- Asami DK, Hong Y-J, Barrett DM, Mitchell AE (2003) Comparison of the total phenolic and ascorbic acid content of freeze-dried and air-dried marionberry, strawberry, and corn grown using conventional, organic, and sustainable agricultural practices. *Journal of Agricultural and Food Chemistry* 51 (5):1237-1241
- Aviram M, Fuhrman B (2002) Wine flavonoids protect against LDL oxidation and atherosclerosis. *Annals of the New York Academy of Sciences* 957 (1):146-161
- Balasundram N, Sundram K, Samman S (2006) Phenolic compounds in plants and agri-industrial by-products: Antioxidant activity, occurrence, and potential uses. *Food Chemistry* 99 (1):191-203
- Barnes MF, Patchett BJ (1976) Cell wall degrading enzymes and the softening of senescent strawberry fruit. *Journal of Food Science* 41 (6):1392-1395
- Beattie J, Crozier A, Duthie GG (2005) Potential health benefits of berries. *Current Nutrition & Food Science* 1 (1):71-86
- Benvenuti S, Pellati F, Melegari Ma, Bertelli D (2004) Polyphenols, anthocyanins, ascorbic acid, and radical scavenging activity of *Rubus*, *Ribes*, and *Aronia*. *Journal of Food Science* 69 (3):FCT164-FCT169
- Berry D (2001) The latest and greatest on cherries and berries—the use of fruit in dairy products. *Dairy Foods* 102 (11):47-49

- Boniface R, Miskulin M, Robert A (1985) Pharmacological properties of myrtillus anthocyanosides: Correlation with results of treatment of diabetic microangiopathy. *Flavonoids and Bioflavonoids* 1:293-301
- Borguini R (2006) Antioxidant potential and physicochemical characteristics of organic tomato (*Lycopersicon esculentum*) in comparison with conventional tomato. Thesis. Univ. de Sao Paulo
- Buck J, Walcott R, Beuchat L (2003) Recent trends in microbiological safety of fruits and vegetables. *Plant Health Progress* 10:1094
- Buckley B, Moore JN, Clark JR (1995) Blackberry cultivars differ in susceptibility to rosette disease. *HortScience* 30 (4):834-834
- Bushman BS, Phillips B, Isbell T, Ou B, Crane JM, Knapp SJ (2004) Chemical composition of caneberry (*Rubus spp.*) seeds and oils and their antioxidant potential. *Journal of Agricultural and Food Chemistry* 52 (26):7982-7987
- Cabral RAF, Orrego-Alzate CE, Gabas AL, Telis-Romero J (2007) Rheological and thermophysical properties of blackberry juice. *Food Science and Technology (Campinas)* 27 (3):589-595
- Calder L, Simmons G, Thornley C, Taylor P, Pritchard K, Greening G, Bishop J (2003) An outbreak of hepatitis A associated with consumption of raw blueberries. *Epidemiology and Infection* 131 (01):745-751
- Carbonaro M, Mattera M (2001) Polyphenoloxidase activity and polyphenol levels in organically and conventionally grown peach (*Prunus persica* L., cv. Regina bianca) and pear (*Pyrus communis* L., cv. Williams). *Food Chemistry* 72 (4):419-424
- Chang H-S, Kinnucan HW (1991) Advertising, information, and product quality: the case of butter. *American Journal of Agricultural Economics* 73 (4):1195-1203
- Chassy AW, Bui L, Renaud EN, Van Horn M, Mitchell AE (2006) Three-year comparison of the content of antioxidant microconstituents and several quality characteristics in organic and conventionally managed tomatoes and bell peppers. *Journal of Agricultural and Food Chemistry* 54 (21):8244-8252
- Cho MJ, Howard LR, Prior RL, Clark JR (2005) Flavonol glycosides and antioxidant capacity of various blackberry and blueberry genotypes determined by high-performance liquid chromatography/mass spectrometry. *Journal of the Science of Food and Agriculture* 85 (13):2149-2158
- Chu YH, Chang CL, Hsu HF (2000) Flavonoid content of several vegetables and their antioxidant activity. *Journal of the Science of Food and Agriculture* 80 (5):561-566
- Chung S-K, Kim Y-C, Takaya Y, Terashima K, Niwa M (2004) Novel flavonol glycoside, 7-O-methyl mearnsitrin, from *Sageretia theezans* and its antioxidant effect. *Journal of Agricultural and Food Chemistry* 52 (15):4664-4668
- Clark JR, Moore JN, Lopez-Medina J, Finn C, Perkins-Veazie P (2005) Prime-Jan('APF-8') and 'Prime-Jim'('APF-12') primocane-fruited blackberries. *HortScience* 40 (3):852-855
- Clark JR, Stafne ET, Hall HK, Finn CE (2007) Blackberry breeding and genetics. *Plant Breeding Reviews* 29:19

- Connor AM, Finn CE, Alspach PA (2005) Genotypic and environmental variation in antioxidant activity and total phenolic content among blackberry and hybridberry cultivars. *Journal of the American Society for Horticultural Science* 130 (4):527-533
- Coyner M, Skirvin RM, Norton M, Otterbacher A (2005) Thornlessness in blackberries: a review. *Small Fruits Review* 4 (2):83-106
- Dai J, Gupte A, Gates L, Mumper R (2009) A comprehensive study of anthocyanin-containing extracts from selected blackberry cultivars: extraction methods, stability, anticancer properties and mechanisms. *Food and Chemical Toxicology* 47 (4):837-847
- Dai J, Patel JD, Mumper RJ (2007) Characterization of blackberry extract and its antiproliferative and anti-inflammatory properties. *Journal of Medicinal Food* 10 (2):258-265
- Daniel EM, Krupnick AS, Heur Y-H, Blinzler JA, Nims RW, Stoner GD (1989) Extraction, stability, and quantitation of ellagic acid in various fruits and nuts. *Journal of Food Composition and Analysis* 2 (4):338-349
- Darrow GM (1928) Notes on thornless blackberries: their chromosome number and their breeding. *Journal of Heredity* 19 (3):139-142
- Darrow GM (1931) A productive thornless sport of the Evergreen blackberry. *Journal of Heredity* 22 (12):405-406
- Darrow GM (1937) Blackberry and raspberry improvement. *Yearbook of the United States Department of Agriculture*:496-533.
- Dasberg S (1987) Nitrogen fertilization in citrus orchards. In: *Plant and Soil Interfaces and Interactions*. Springer, pp 1-9
- de Barros I, Blazy JM, Rodrigues GS, Tournebize R, Cinna JP (2009) Emergy evaluation and economic performance of banana cropping systems in Guadeloupe (French West Indies). *Agriculture, Ecosystems & Environment* 129 (4):437-449
- Duthie SJ (2007) Berry phytochemicals, genomic stability and cancer: evidence for chemoprotection at several stages in the carcinogenic process. *Molecular Nutrition & Food Research* 51 (6):665-674
- Duthie SJ, Jenkinson AM, Crozier A, Mullen W, Pirie L, Kyle J, Yap LS, Christen P, Duthie GG (2006) The effects of cranberry juice consumption on antioxidant status and biomarkers relating to heart disease and cancer in healthy human volunteers. *European Journal of Nutrition* 45 (2):113-122
- Ellis MA, Converse RH, Williams RN, Williamson B (1991) *Compendium of raspberry and blackberry diseases and insects*. American Phytopathological Society,
- Fageria NK, Baligar VC, Jones CA (2011) *Growth and mineral nutrition of field crops*. CRC Press,
- Famiani F, Walker RP (2009) Changes in abundance of enzymes involved in organic acid, amino acid and sugar metabolism, and photosynthesis during the ripening of blackberry fruit. *Journal of the American Society for Horticultural Science* 134 (2):167-175

- Fan-Chiang H-J, Wrolstad RE (2005) Anthocyanin pigment composition of blackberries. *Journal of Food Science* 70 (3):C198-C202
- Fan-Chiang H-J, Wrolstad RE (2010) Sugar and nonvolatile acid composition of blackberries. *Journal of AOAC International* 93 (3):956-965
- Farber J, Harris L, Parish M, Beuchat L, Suslow T, Gorney J, Garrett E, Busta F (2003) Microbiological Safety of Controlled and Modified Atmosphere Packaging of Fresh and Fresh-Cut Produce. *Comprehensive Reviews in Food Science and Food Safety* 2 (s1):142-160
- Fell G, Boyens M, Baumgarte S (2007) [Frozen berries as a risk factor for outbreaks of norovirus gastroenteritis. Results of an outbreak investigation in the summer of 2005 in Hamburg]. *Bundesgesundheitsblatt, Gesundheitsforschung, Gesundheitsschutz* 50 (2):230-236
- Figuerola FE (2007a) Berry jams and jellies. *Food Science and Technology-New York-Marcel Dekker* 168:367
- Figuerola FE (2007b) Dehydration of berries. *Food Science and Technology-New York-Marcel Dekker* 168:313
- Finn C (2001) Trailing blackberries: From clear-cuts to your table. *HortScience* 36 (2):236-238
- Finn C (2008) Blackberries. In: *Temperate Fruit Crop Breeding*. Springer, pp 83-114
- Finn CE, Clark JR (2012) Blackberry. In: *Fruit Breeding*. Springer, pp 151-190
- Finn CE, Strik BC (2008) Blackberry cultivars for Oregon. [Corvallis, Or.]: Oregon State University, Extension Service,
- Finn CE, Yorgey BM, Strik BC, Hall HK, Martin RR, Qian M (2005a) 'Black Diamond' thornless trailing blackberry. *HortScience* 40 (7):2175
- Finn CE, Yorgey BM, Strik BC, Martin RR, Kempler C (2005b) 'Obsidian'trailing blackberry. *HortScience* 40 (7):2185
- Fonseca SC, Oliveira FA, Brecht JK (2002) Modelling respiration rate of fresh fruits and vegetables for modified atmosphere packages: a review. *Journal of Food Engineering* 52 (2):99-119
- Fuster C, Prestamo G, Cano M (1994) Drip loss, peroxidase and sensory changes in kiwi fruit slices during frozen storage. *Journal of the Science of Food and Agriculture* 64 (1):23-29
- Garcia-Alonso M, Minihane A-M, Rimbach G, Rivas-Gonzalo JC, de Pascual-Teresa S (2009) Red wine anthocyanins are rapidly absorbed in humans and affect monocyte chemoattractant protein 1 levels and antioxidant capacity of plasma. *Journal of Nutritional Biochemistry* 20 (7):521-529
- Giannakas K (2002) Information asymmetries and consumption decisions in organic food product markets. *Canadian Journal of Agricultural Economics/Revue canadienne d'agroeconomie* 50 (1):35-50
- Giusti MM, Jing P (2007) Natural pigments of berries: Functionality and application. *Food Science and Technology-New York-Marcel Dekker* 168:105
- González-Gallego J, Sánchez-Campos S, Tunon M (2007) Anti-inflammatory properties of dietary flavonoids. *Nutricion Hospitalaria* 22 (3)

- González EM, de Ancos B, Cano MP (2000) Partial characterization of peroxidase and polyphenol oxidase activities in blackberry fruits. *Journal of Agricultural and Food Chemistry* 48 (11):5459-5464
- González EM, de Ancos B, Cano MP (2003) Relation between bioactive compounds and free radical-scavenging capacity in berry fruits during frozen storage. *Journal of the Science of Food and Agriculture* 83 (7):722-726
- Granatstein D, Kupferman E Sustainable horticulture in fruit production. In: XXVII International Horticultural Congress-IHC2006: International Symposium on Sustainability through Integrated and Organic 767, 2006. pp 295-308
- Gregory N (2000) Consumer concerns about food. *Outlook on Agriculture* 29 (4):251-257
- Guardia T, Rotelli AE, Juarez AO, Pelzer LE (2001) Anti-inflammatory properties of plant flavonoids. Effects of rutin, quercetin and hesperidin on adjuvant arthritis in rat. *Il farmaco* 56 (9):683-687
- Gutierrez B (2013) *Baking: Timeless, Traditional Recipes from Grandma's Kitchen*. hinkler Press
- Guy WJ, Shiun LB (1986) *Commercial fruit processing*.
- Guzman-Baeny TL (2004) Incidence, Distribution, and Symptom Description of Viruses in Cultivated Blackberry (*Rubus subgenus Eubatus*) in the Southeastern United States.
- Hall HK, Jo Stephens M Hybridberries and blackberries in New Zealand-breeding for spinelessness. In: VII International Symposium on Rubus and Ribes 505, 1998. pp 65-72
- Hassimotto NMA, Mota RVd, Cordenunsi BR, Lajolo FM (2008) Physico-chemical characterization and bioactive compounds of blackberry fruits (*Rubus sp.*) grown in Brazil. *Food Science and Technology (Campinas)* 28 (3):702-708
- Havlin J, Beaton JD, Tisdale SL, Nelson WL (2005) *Soil fertility and fertilizers: An introduction to nutrient management*, vol 515. Pearson Prentice Hall Upper Saddle River, NJ,
- Hay J (1989) The consumer's perspective on organic foods. *Canadian Institute of Food Science and Technology Journal* 22 (2):95-99
- He J, Giusti MM (2010) Anthocyanins: natural colorants with health-promoting properties. *Annual Review of Food Science and Technology* 1:163-187
- Heinonen IM, Lehtonen PJ, Hopia AI (1998) Antioxidant activity of berry and fruit wines and liquors. *Journal of Agricultural and Food Chemistry* 46 (1):25-31
- Hill H, Lynchehaun F (2002) Organic milk: attitudes and consumption patterns. *British Food Journal* 104 (7):526-542
- Howard LR, Hager TJ (2007) *Berry fruit phytochemicals*. Food Science and Technology-New York-Marcel Dekker 168:73
- Hutchins RK, Greenhalgh L (1997) Organic confusion: sustaining competitive advantage. *British Food Journal* 99 (9):336-338
- Iriwoharn T, Wrolstad R (2004) Polyphenolic composition of Marion and Evergreen blackberries. *Journal of Food Science* 69 (4):FCT233-FCT240

- Johnston A (1975) Woburn Market Garden Experiment, 1942-69. II. The effects of the treatments on soil pH soil carbon, nitrogen, phosphorus and potassium. Rep Rothamsted Exp Stn
- Jolly DA, Schutz HG, Diaz-Knauf KV, Johal J (1989) Organic foods: consumer attitudes and use. *Food Technology* 43 (11):60-66
- Joo M, Lewandowski N, Auras R, Harte J, Almenar E (2011) Comparative shelf life study of blackberry fruit in bio-based and petroleum-based containers under retail storage conditions. *Food Chemistry* 126 (4):1734-1740
- Jul M (1984) The quality of frozen foods.
- Juroszek P, Lumpkin HM, Yang R-Y, Ledesma DR, Ma C-H (2009) Fruit quality and bioactive compounds with antioxidant activity of tomatoes grown on-farm: comparison of organic and conventional management systems. *Journal of Agricultural and Food Chemistry* 57 (4):1188-1194
- Kader AA (1983) Influence of harvesting methods on quality of deciduous tree fruits. *HortScience* 18 (4):409-411
- Kader AA Fruit maturity, ripening, and quality relationships. In: *International Symposium Effect of Pre- & Postharvest factors in Fruit Storage* 485, 1997. pp 203-208
- Kader AA, Zagory D, Kerbel EL, Wang CY (1989) Modified atmosphere packaging of fruits and vegetables. *Critical Reviews in Food Science & Nutrition* 28 (1):1-30
- Kafkas E, Koşar M, Türemiş N, Başer K (2006) Analysis of sugars, organic acids and vitamin C contents of blackberry genotypes from Turkey. *Food Chemistry* 97 (4):732-736
- Kähkönen MP, Hopia AI, Vuorela HJ, Rauha J-P, Pihlaja K, Kujala TS, Heinonen M (1999) Antioxidant activity of plant extracts containing phenolic compounds. *Journal of Agricultural and Food Chemistry* 47 (10):3954-3962
- Kaltsas AM, Mamolos AP, Tsatsarelis CA, Nanos GD, Kalburtji KL (2007) Energy budget in organic and conventional olive groves. *Agriculture, Ecosystems & Environment* 122 (2):243-251
- Kaume L, Gadang V, Gilbert W, Wang L, Smith B, Devareddy L (2010) Dose-dependent effects of blackberries in the prevention of boneless in ovariectomized rats. *American Society for Bone and Mineral Research* 25 (Suppl 1):SU0431
- Kaume L, Howard LR, Devareddy L (2011) The blackberry fruit: A review on its composition and chemistry, metabolism and bioavailability, and health benefits. *Journal of Agricultural and Food Chemistry* 60 (23):5716-5727
- Koca I, Karadeniz B (2009) Antioxidant properties of blackberry and blueberry fruits grown in the Black Sea Region of Turkey. *Scientia Horticulturae* 121 (4):447-450
- La Rosa A, Siracusa G, Cavallaro R (2008) Emergy evaluation of Sicilian red orange production. A comparison between organic and conventional farming. *Journal of Cleaner Production* 16 (17):1907-1914

- Langenkämper G, Zörb C, Seifert M, Mäder P, Fretzdorff B, Betsche T (2012) Nutritional quality of organic and conventional wheat. *Journal of Applied Botany and Food Quality* 80 (2):150-154
- Li B, Sun D-W (2002) Novel methods for rapid freezing and thawing of foods—a review. *Journal of Food Engineering* 54 (3):175-182
- Li BQ, Fu T, Gong W-H, Dunlop N, Kung H-f, Yan Y, Kang J, Wang JM (2000) The flavonoid baicalin exhibits anti-inflammatory activity by binding to chemokines. *Immunopharmacology* 49 (3):295-306
- Li K, Xing B, Torello WA (2005) Effect of organic fertilizers derived dissolved organic matter on pesticide sorption and leaching. *Environmental pollution* 134 (2):187-194
- Lind K (2003) *Organic fruit growing*. CABI,
- Low A (1954) The study of soil structure in the field and the laboratory. *Journal of Soil Science* 5 (1):57-74
- Maas JL, Wang SY, Galletta GJ (1991) Evaluation of strawberry cultivars for ellagic acid content. *HortScience* 26 (1):66-68
- Macheix J-J, Fleuriet A (1990) *Fruit phenolics*. CRC press,
- Marti J, Aguilera J (1991) Effects of freezing rate on the mechanical characteristics and microstructure of blueberries and wild blackberries. *Revista de Agroquímica y Tecnología de Alimentos* (Spain)
- Martínez GA, Civello PM (2008) Effect of heat treatments on gene expression and enzyme activities associated to cell wall degradation in strawberry fruit. *Postharvest Biology and Technology* 49 (1):38-45
- Mathios AD (1998) The importance of nutrition labeling and health claim regulation on product choice: an analysis of the cooking oils market. *Agricultural and Resource Economics Review* 27:159-168
- Mazur W, Uehara M, Wähälä K, Adlercreutz H (2000) Phyto-oestrogen content of berries, and plasma concentrations and urinary excretion of enterolactone after a single strawberry-meal in human subjects. *British Journal of Nutrition* 83 (04):381-387
- Mir N, Beaudry RM (2004) *Modified atmosphere packaging*. Agriculture Handbook 66
- Miszczak A, Forney CF, Prange RK (1995) Development of Aroma Volatiles and Color during Postharvest Ripening of Kent' Strawberries. *Journal of the American Society for Horticultural Science* 120 (4):650-655
- Morris J, Bradley G, Ray T (1970) Blackberry production for machine harvest. *Arkansas Farm Research* 19 (3)
- Ngo T, Wrolstad R, Zhao Y (2007) Color quality of Oregon strawberries—impact of genotype, composition, and processing. *Journal of Food Science* 72 (1):C025-C032
- Nunan KJ, Davies C, Robinson SP, Fincher GB (2001) Expression patterns of cell wall-modifying enzymes during grape berry development. *Planta* 214 (2):257-264

- Nunes MCN, Brecht JK, Morais AM, Sargent SA (2006) Physicochemical changes during strawberry development in the field compared with those that occur in harvested fruit during storage. *Journal of the Science of Food and Agriculture* 86 (2):180-190
- Pantelidis G, Vasilakakis M, Manganaris G, Diamantidis G (2007) Antioxidant capacity, phenol, anthocyanin and ascorbic acid contents in raspberries, blackberries, red currants, gooseberries and Cornelian cherries. *Food Chemistry* 102 (3):777-783
- Patras A, Brunton NP, Da Pieve S, Butler F (2009) Impact of high pressure processing on total antioxidant activity, phenolic, ascorbic acid, anthocyanin content and colour of strawberry and blackberry purées. *Innovative Food Science & Emerging Technologies* 10 (3):308-313
- Pérez AG, Sanz C (2001) Effect of high-oxygen and high-carbon-dioxide atmospheres on strawberry flavor and other quality traits. *Journal of Agricultural and Food Chemistry* 49 (5):2370-2375
- Perkins-Veazie P, Collins J, Clark J (1996) Cultivar and maturity affect postharvest quality of fruit from erect blackberries. *HortScience* 31 (2):258-261
- Perkins-Veazie P, Collins J, Clark J (1999) Shelf Life and quality of ‘Navaho’ and ‘Shawnee’ blackberry fruit stored under retail storage conditions. *Journal of Food Quality* 22 (5):535-544
- Perkins Veazie P, Collins J (2002) Quality of erect-type blackberry fruit after short intervals of controlled atmosphere storage. *Postharvest Biology and Technology* 25 (2):235-239
- Peterson D, Takeda F (2003) Feasibility of mechanically harvesting fresh market quality eastern thornless blackberry. *Applied Engineering in Agriculture* 19 (1):25-30
- Petracek PD, Joles DW, Shirazi A, Cameron AC (2002) Modified atmosphere packaging of sweet cherry (*Prunus avium* L., cv. ‘Sams’) fruit: metabolic responses to oxygen, carbon dioxide, and temperature. *Postharvest Biology and Technology* 24 (3):259-270
- Pieper JR, Barrett DM (2009) Effects of organic and conventional production systems on quality and nutritional parameters of processing tomatoes. *Journal of the Science of Food and Agriculture* 89 (2):177-194
- Poling EB (1997) Blackberries. *Journal of Small Fruit & Viticulture* 4 (1-2):33-69
- Prange RK, DeEll JR (1995) Preharvest Factors Affecting Postharvest Quality of Berry Crops. *HortScience* 30 (4):751-751
- Prior RL, E. Wilkes S, R. Rogers T, Khanal RC, Wu X, Howard LR (2010) Purified Blueberry Anthocyanins and Blueberry Juice Alter Development of Obesity in Mice Fed an Obesogenic High-Fat Diet. *Journal of Agricultural and Food Chemistry* 58 (7):3970-3976
- Prior RL, Wu X, Gu L, Hager TJ, Hager A, Howard LR (2008) Whole berries versus berry anthocyanins: interactions with dietary fat levels in the C57BL/6J mouse model of obesity. *Journal of Agricultural and Food Chemistry* 56 (3):647-653

- Qian H, Zhang WM, Zhao BT, Huang XD, Sun CY (2006) Study on processing technology of fruit and vegetable beverage of blackberry. *Food Science and Technology* 9:074
- Qian MC, Wang Y (2005) Seasonal variation of volatile composition and odor activity value of 'Marion' (*Rubus* spp. hyb) and 'Thornless Evergreen' (*R. laciniatus* L.) blackberries. *Journal of Food Science* 70 (1):C13-C20
- Rabus C, Streif J Effect of various preharvest treatments on the development of internal browning disorders in 'Braeburn' apples. In: XXV International Horticultural Congress, Part 8: Quality of Horticultural Products 518, 1998. pp 151-158
- Randelović DG, Vračar LO, Tepić AN (2008) Color changes of blackberry as affected by freezing rate. *Acta Periodica Technologica* (39):63-68
- Rathee P, Chaudhary H, Rathee S, Rathee D, Kumar V, Kohli K (2009) Mechanism of action of flavonoids as anti-inflammatory agents: a review. *Inflammation & Allergy-Drug Targets (Formerly Current Drug Targets-Inflammation & Allergy)* 8 (3):229-235
- Reganold JP, Andrews PK, Reeve JR, Carpenter-Boggs L, Schadt CW, Alldredge JR, Ross CF, Davies NM, Zhou J (2010) Fruit and soil quality of organic and conventional strawberry agroecosystems. *PLoS One* 5 (9):e12346
- Reyes-Carmona J, Yousef GG, Martínez-Peniche RA, Lila MA (2005) Antioxidant capacity of fruit extracts of blackberry (*Rubus* sp.) produced in different climatic regions. *Journal of Food Science* 70 (7):s497-s503
- Rice-Evans CA, Miller NJ, Paganga G (1996) Structure-antioxidant activity relationships of flavonoids and phenolic acids. *Free Radical Biology and Medicine* 20 (7):933-956
- Rocha AM, Barreiro M, Morais A (2004) Modified atmosphere package for apple 'Bravo de Esmolfe'. *Food Control* 15 (1):61-64
- Roussos PA, Gasparatos D (2009) Apple tree growth and overall fruit quality under organic and conventional orchard management. *Scientia Horticulturae* 123 (2):247-252
- Rueda-Hernández KR, Cardona AS, Cadavid-Restrepo GE, Benjumea CIS, Gutierrez GPC, Isaza REA (2013) Differential Organ Distribution, Pathogenicity and Benomyl Sensitivity of *Colletotrichum* spp. from Blackberry Plants in Northern Colombia. *Journal of Phytopathology* 161 (4):246-253
- Salleh MM, Ali SM, Harun EH, Jalil MA, Shaharudin MR (2010) Consumer's Perception and Purchase Intentions Towards Organic Food Products: Exploring Attitude Among Academician. *Canadian Social Science* 6 (6):119-129
- Salunkhe D, Desai B (1984) Small fruits-berries. *Postharvest biotechnology of fruits* 1
- Sangkumchaliang P, Huang W (2012) Consumers' perceptions and attitudes of organic food products in Northern Thailand. *International Food and Agribusiness Management Review* 15 (1):87-102

- Sapers GM (2001) Efficacy of washing and sanitizing methods for disinfection of fresh fruit and vegetable products. *Food Technology and Biotechnology* 39 (4):305-312
- Sariburun E, Şahin S, Demir C, Türkben C, Uylaşer V (2010) Phenolic content and antioxidant activity of raspberry and blackberry cultivars. *Journal of Food Science* 75 (4):C328-C335
- Sauerbeck D Influence of crop rotation, manurial treatment and soil tillage on the organic matter content of German soils. In: *Soil degradation: proceedings of the Land Use Seminar on Soil Degradation*, Wageningen, 13-15 October 1980/sponsored by the Commission of the European Communities/edited by D. Boels, DB Davies, AE Johnston, 1982. Rotterdam: AA Balkema, 1982.,
- Schifferstein HN, Oude Ophuis PA (1998) Health-related determinants of organic food consumption in the Netherlands. *Food Quality and Preference* 9 (3):119-133
- Schmidt BM, Erdman JW, Lila MA (2005) Effects of food processing on blueberry antiproliferation and antioxidant activity. *Journal of Food Science* 70 (6):s389-s394
- Schuster B, Herrmann K (1985) Hydroxybenzoic and hydroxycinnamic acid derivatives in soft fruits. *Phytochemistry* 24 (11):2761-2764
- Seeram NP, Adams LS, Zhang Y, Lee R, Sand D, Scheuller HS, Heber D (2006a) Blackberry, black raspberry, blueberry, cranberry, red raspberry, and strawberry extracts inhibit growth and stimulate apoptosis of human cancer cells in vitro. *Journal of Agricultural and Food Chemistry* 54 (25):9329-9339
- Seeram NP, Lee R, Scheuller HS, Heber D (2006b) Identification of phenolic compounds in strawberries by liquid chromatography electrospray ionization mass spectroscopy. *Food Chemistry* 97 (1):1-11
- Sellappan S, Akoh CC, Krewer G (2002) Phenolic compounds and antioxidant capacity of Georgia-grown blueberries and blackberries. *Journal of Agricultural and Food Chemistry* 50 (8):2432-2438
- Serraino I, Dugo L, Dugo P, Mondello L, Mazzon E, Dugo G, Caputi AP, Cuzzocrea S (2003) Protective effects of cyanidin-3-*O*-glucoside from blackberry extract against peroxynitrite-induced endothelial dysfunction and vascular failure. *Life sciences* 73 (9):1097-1114
- Shahidi F, Nacz M (2003) *Phenolics in food and nutraceuticals*. CRC press,
- Shearer AE, Strapp CM, Joerger RD (2001) Evaluation of a polymerase chain reaction-based system for detection of *Salmonella enteritidis*, *Escherichia coli* O157: H7, *Listeria* spp., and *Listeria monocytogenes* on fresh fruits and vegetables. *Journal of Food Protection* 64 (6):788-795
- Shukitt-Hale B, Cheng V, Joseph JA (2009) Effects of blackberries on motor and cognitive function in aged rats. *Nutritional neuroscience* 12 (3):135-140
- Shukitt-Hale B, Lau FC, Joseph JA (2008) Berry fruit supplementation and the aging brain. *Journal of Agricultural and Food Chemistry* 56 (3):636-641
- Silgram M, Shepherd MA (1999) The effects of cultivation on soil nitrogen mineralization. *Advances in Agronomy* 65:267-312

- Siriwoharn T, Wrolstad RE, Durst RW (2005) Identification of ellagic acid in blackberry juice sediment. *Journal of Food Science* 70 (3):C189-C197
- Siriwoharn T, Wrolstad RE, Finn CE, Pereira CB (2004) Influence of cultivar, maturity, and sampling on blackberry (*Rubus* L. Hybrids) anthocyanins, polyphenolics, and antioxidant properties. *Journal of Agricultural and Food Chemistry* 52 (26):8021-8030
- Skrede C, Wrolstad RE (2002) 3 Flavonoids from Berries and Grapes. *Functional foods: Biochemical and processing aspects* 2:71
- Sofos JN, Beuchat LR, Davidson PM, Johnson EA (1998) Naturally occurring antimicrobials in food. *Regulatory Toxicology and Pharmacology* 28 (2):71-72
- Song Y, Vorsa N, Yam KL (2002) Modeling respiration–transpiration in a modified atmosphere packaging system containing blueberry. *Journal of Food Engineering* 53 (2):103-109
- Sousa MB, Canet W, Alvarez MD, Fernandez C (2007) Effect of processing on the texture and sensory attributes of raspberry (cv. Heritage) and blackberry (cv. Thornfree). *Journal of Food Engineering* 78 (1):9-21
- Stanfield P, Hui Y, Cornillon P, Legaretta I, Lim M, Murrell K, Nip W-K (2004) *Frozen Fruits and Fruit Juices: Product Description*. Food Science and Technology-New York-Marcel Dekker:461-472
- Strik B (1992) Blackberry cultivars and production trends in the Pacific Northwest. *Fruit Varieties Journal* 46
- Strik B, Buller G Reducing thorn contamination in machine harvested 'Marion' blackberry. In: VIII International Rubus and Ribes Symposium 585, 2001. pp 677-681
- Strik B, Clark J, Finn C, Bañados MP (2008) Worldwide production of blackberries. *Acta Horticulturae* 777:209
- Strik B, Finn C Blackberry production systems-a worldwide perspective. In: X International Rubus and Ribes Symposium 946, 2011. pp 341-347
- Strik BC, Clark JR, Finn CE, Bañados MP (2007) Worldwide blackberry production. *HortTechnology* 17 (2):205-213
- Swartz H, Galletta G, Zimmerman R (1981) Phenotypic stability and field preformance of tissue culture propagated thornless blackberry. *HortScience* 16
- Takeda F, Peterson DL, Franklin JD, Kornecki T Machine harvesting system for eastern thornless blackberries. In: V International Symposium on Rubus & Ribes 262, 1989. pp 411-420
- Talcott ST (2007) Chemical components of berry fruits. *Food Science and Technology-New York-Marcel Dekker* 168:51
- Thompson AK (2010) *Controlled atmosphere storage of fruits and vegetables*. CABI,
- Thompson K (2008) *Fruit and vegetables: harvesting, handling and storage*. John Wiley & Sons,
- Trenkel ME, Association IFI (1997) *Controlled-release and stabilized fertilizers in agriculture*, vol 11. International fertilizer industry association Paris,

- Türkben C, Sarıburun E, Demir C, Uylaşer V (2010) Effect of freezing and frozen storage on phenolic compounds of raspberry and blackberry cultivars. *Food Analytical Methods* 3 (3):144-153
- USDA (2011) National Nutrient Database for Standard Reference <http://ndb.nal.usda.gov/ndb/search/list>. Accessed 2013 December 28
- USDA (2014) National Agriculture Statistics Service <http://www.nass.usda.gov/>. Accessed 2014 March 26
- USDA AMS (2000) National Organic Program. Available from: <http://www.ams.usda.gov/AMSV1.0/nop> Accessed 2014 February 28.
- USDA CoA (2010) Census of Agriculture, United States Department of Agriculture. Available from: http://www.agcensus.usda.gov/Publications/2007/Online_Highlights/Organics/ORGANICS.pdf Accessed 2014 February 28.
- Van Duyn MAS, Pivonka E (2000) Overview of the health benefits of fruit and vegetable consumption for the dietetics professional: selected literature. *Journal of the American Dietetic Association* 100 (12):1511-1521
- Vasco C, Ruales J, Kamal-Eldin A (2008) Total phenolic compounds and antioxidant capacities of major fruits from Ecuador. *Food Chemistry* 111 (4):816-823
- Veberic R, Stampar F, Schmitzer V, Cunja V, Zupan A, Koron D, Mikulic-Petkovsek M (2014) Changes in the content of anthocyanins and other compounds in blackberry fruits due to freezing and long-term frozen storage. *Journal of Agricultural and Food Chemistry*
- Vinson JA, Su X, Zubik L, Bose P (2001) Phenol antioxidant quantity and quality in foods: fruits. *Journal of Agricultural and Food Chemistry* 49 (11):5315-5321
- Vrhovsek U, Giongo L, Mattivi F, Viola R (2008) A survey of ellagitannin content in raspberry and blackberry cultivars grown in Trentino (Italy). *European Food Research and Technology* 226 (4):817-824
- Wade BR (1991) Fruit juice mix for whipped and/or frozen applications. Google Patents,
- Walker MK, Farkas DF, Loveridge V, Meunier-Goddik L (2006) Fruit yogurt processed with high pressure. *International journal of food science & technology* 41 (4):464-467
- Wang SY, Bowman L, Ding M (2008a) Methyl jasmonate enhances antioxidant activity and flavonoid content in blackberries (*Rubus* sp.) and promotes antiproliferation of human cancer cells. *Food Chemistry* 107 (3):1261-1269
- Wang SY, Chen C-T, Sciarappa W, Wang CY, Camp MJ (2008b) Fruit Quality, Antioxidant Capacity, and Flavonoid Content of Organically and Conventionally Grown Blueberries. *Journal of Agricultural and Food Chemistry* 56 (14):5788-5794. doi:10.1021/jf703775r
- Wang SY, Jiao H (2001) Changes in oxygen-scavenging systems and membrane lipid peroxidation during maturation and ripening in blackberry. *Journal of Agricultural and Food Chemistry* 49 (3):1612-1619

- Wang SY, Lin H-S (2000) Antioxidant activity in fruits and leaves of blackberry, raspberry, and strawberry varies with cultivar and developmental stage. *Journal of Agricultural and Food Chemistry* 48 (2):140-146
- Washington W, Engleitner S, Boontjes G, Shanmuganathan N (1999) Effect of fungicides, seaweed extracts, tea tree oil, and fungal agents on fruit rot and yield in strawberry. *Animal Production Science* 39 (4):487-494
- Werner J, Alvensleben R Consumer attitudes towards organic food in Germany (FR). In: VIII Symposium on Horticultural Economics 155, 1984. pp 221-228
- Wolf MM An analysis of the impact of price on consumer interest in organic grapes and a profile of organic purchasers. In: American Agricultural Economics Association Annual Meeting, Long Beach, CA, July, 2002.
- Wu R, Frei B, Kennedy JA, Zhao Y (2010) Effects of refrigerated storage and processing technologies on the bioactive compounds and antioxidant capacities of 'Marion' and 'Evergreen' blackberries. *LWT-Food Science and Technology* 43 (8):1253-1264
- Wu X, Beecher GR, Holden JM, Haytowitz DB, Gebhardt SE, Prior RL (2006) Concentrations of anthocyanins in common foods in the United States and estimation of normal consumption. *Journal of Agricultural and Food Chemistry* 54 (11):4069-4075
- Yiridoe EK, Bonti-Ankomah S, Martin RC (2005) Comparison of consumer perceptions and preference toward organic versus conventionally produced foods: a review and update of the literature. *Renewable Agriculture and Food Systems* 20 (04):193-205
- Yorgey B, Finn C (2005) Comparison of Marion to Thornless Blackberry Genotypes as Individually Quick-frozen and Puree Products. *HortScience* 40 (3):513-515
- You Q, Wang B, Chen F, Huang Z, Wang X, Luo PG (2011) Comparison of anthocyanins and phenolics in organically and conventionally grown blueberries in selected cultivars. *Food Chemistry* 125 (1):201-208
- Zadernowski R, Naczek M, Nesterowicz J (2005) Phenolic acid profiles in some small berries. *Journal of Agricultural and Food Chemistry* 53 (6):2118-2124
- Zafra-Stone S, Yasmin T, Bagchi M, Chatterjee A, Vinson JA, Bagchi D (2007) Berry anthocyanins as novel antioxidants in human health and disease prevention. *Molecular Nutrition & Food Research* 51 (6):675-683
- Zhao Y (2007a) Berry fruit: value-added products for health promotion. CRC Press,
- Zhao Y (2007b) Freezing process of berries. *Food Science and Technology-New York-Marcel Dekker* 168:291
- Zhu J, Li X, Christie P, Li J (2005) Environmental implications of low nitrogen use efficiency in excessively fertilized hot pepper (*Capsicum frutescens* L.) cropping systems. *Agriculture, Ecosystems & Environment* 111 (1):70-80

CHAPTER 3

Effect of Different Commercial Fertilizers, Harvest Date and Storage Time on the Physicochemical and Antioxidant Properties of Two Organically Grown Blackberry Cultivars

George Cavender†*, Mingyang Liu†*, Javier Fernandez-Salvador#, Deborah Hobbs‡, Bernadine Strik#, Balz Frei‡, Yanyun Zhao†

†Oregon State University, Department of Food Science and Technology, 100 Wiegand Hall, Corvallis, OR 97331

‡The Linus Pauling Institute, 307 Linus Pauling Science Center | Corvallis, Oregon 97331

Oregon State University, Department of Horticulture, 4017 Agriculture and Life Sciences Building, Corvallis, OR 97331

*** Both authors contributed equally**

ABSTRACT

Despite increased consumer interest in organic produce, little is known about how different organic production methods affect both the traditional measures of quality and the naturally occurring health promoting (bioactive) compounds of food. In this study, ‘Obsidian’ and ‘Triple Crown’ blackberries (both hybrids in the genus *Rubus*) were cultivated organically and fertilized at a rate of 56 kg/ha nitrogen with one of three commercially available organic fertilizers: soy meal, fish emulsion/hydrolysate blend, and processed poultry litter. Fruit were hand-harvested three times during their peak production period at approximately 1-wk intervals and stored at 4 °C and 85% RH for up to 12 d. Harvest date and storage time had greater influence on the physicochemical properties than that of fertilizer type. During storage, late-harvest fruit of both cultivars had the least decay in 2012 while early-harvest fruit exhibited the least decay in 2013. Fruit leakage in both cultivars increased during storage, reaching 54.3% and 62.5% in ‘Obsidian’ and 62.3% and 73.0% in ‘Triple Crown’ in 2012 and 2013, respectively. Fruit pH increased while titratable acidity decreased during storage in both cultivars. Total soluble solids varied among the fertilizer treatments and between the two cultivars. During 10 d of storage, fruit weight decreased by 2.52% in ‘Obsidian’ and by 3.15% in ‘Triple Crown’. Antioxidant data revealed an interesting pattern: ‘Obsidian’ had as much as 37% higher ORAC and 40% less sugar than ‘Triple Crown’ at harvest and also had greater differentiation due to fertilizer treatments. Fertilizer effects differed based on harvest date and cultivar, with late-harvest fruit fertilized with fish emulsion showing as much as 37% higher

TPC and 29% higher ORAC than other fertilizer treatments, while the early and middle-harvest fruit had similar or greater responses to soymeal-based fertilizer. Time of harvest and length of storage also affected the antioxidant properties and sugar profiles in different ways, depending on the cultivar, again with the ‘Obsidian’ fruit showing greater variability in general. This study demonstrated that the two cultivars of organically grown blackberry fruit have different physicochemical and antioxidant properties, thus potentially different shelf-lives in the fresh market.

Keywords: Organic blackberry, antioxidant activity, physicochemical property, sugar profile

Introduction

Consumer interest in organic produce has resulted in the rapid growth of organic agriculture in the United States, with total acreage of organic crops increasing by 76% between 2002 and 2007 (USDA 2010). One of the major reasons for consumer choosing organic produce is the belief that the products are “healthier for me and my children” (OTA 2011). Meanwhile, public health experts are recommending increased consumption of fruit due to high natural antioxidants, which have been linked to reduced risk of various health maladies, including cancer, coronary heart disease, metabolic disorders, and inflammatory responses (Srivastava 2009; Halvorsen et al. 2002; Wang et al. 2009; Obrenovich et al. 2011; Kang et al. 2003; Hagiwara et al. 2001).

Conventional farming has kept pace with increased demand for blackberries through new cultivars and improved agricultural practices. In 2005, 4,818 ha of land was planted with blackberry and produced 31,840 Mg of fruit (Strik et al. 2007). While many of the improved practices for blackberry (e.g., irrigation system and weed management strategies) translate well into organic production systems, there are some limitations. For example, one of the most important factors that can affect plant productivity is the fertilizer regimen used. While several studies have been undertaken to determine the ideal rate and timing of conventional fertilizer applications (Strik 2005), published guidelines and recommendations focus primarily on nitrogen and make little or no distinction among fertilizer sources, aside from the general caveat

that nitrate-nitrogen is better than ammonium-nitrogen in blackberry (Naraguma and Clark 1998; Kuepper et al. 2003; Strik 2005).

Fertilizer source is particularly problematic for organic growers. While conventional/synthetic fertilizers are composed of a handful of industrial chemical compounds, organic fertilizers are derived from plant/animal wastes and, as such, are much more complex. Even if it was possible to extrapolate conventional fertilizer guidelines to organic, it is entirely possible that the plants will respond differently to various organic fertilizers.

Studies that compared conventional and organic production methods in various crops have shown marked differences in performance and fruit/vegetable quality (Reganold et al. 2010; Györe-Kis et al. 2012; Hallmann 2012; Macoris et al. 2012; Griffiths et al. 2012; Strik 2005). Even among different types of organic fertilizer, great variability was found in horticultural measures of performance, such as yield and nitrogen uptake (Gaskell and Smith 2007; Berry et al. 2002). Further, it is unknown how the different organic fertilizer sources can affect the overall fruit quality, thus a question that needs to be answered, particularly given that Bulluck et al. (2002) showed that different organic fertilizer sources not only affect crop yield, but also modify the physical, chemical and microbial properties of the soil itself, and in turn the quality of fruit (Crisosto et al. 1995; Dris et al. 1998; Santos et al. 2003; Harkins et al. 2013).

Fruit quality and health properties may also vary over the course of the growing season. (Basiouny 1995) found that anthocyanin content and shelf life decreased in

later-harvest blackberries, and (Thompson et al. 2009) noted a decline in total soluble solids, total phenolic content, anthocyanin content, and pH as the harvest season progressed in primocane fruiting blackberries. Recent studies have shown that harvest time also has a marked effect on total yield, average berry weight, and total soluble solids in organically produced blackberries (Fernandez-Salvador et al. 2013; Harkins et al. 2013).

Given the focus on perceived health benefits of organically grown produce, it is essential to quantify the bioactive compounds and antioxidant potential of organic blackberry fruit. The former allows the characterization of known compounds that may be linked to particular health benefits, while the latter attempts to give an overall measure of how well all of the compounds scavenge specific types of free radicals. Further measurements of antioxidant potential will vary based on the free radical and comparative standard used in the assay, making comparison between different methods difficult. These benefits and drawbacks lead most researchers to perform one or more assays of each type in an attempt to get a better overall grasp of the antioxidant properties, as well as allow for more avenues of comparison with previous studies. Most antioxidant studies involving blackberries have focused on total phenolic compounds and anthocyanins, as blackberries are well known to be high in both, and also often included one or two measures of antioxidant activity (Srivastava 2009; Fan-Chiang and Wrolstad 2005; Siriwoharn et al. 2004; Halvorsen et al. 2002; Siriwoharn 2001). Despite the potential effect of fertilizer source on the antioxidant properties of blackberries, there have been no published studies on the subject.

The aim of this study is to examine the effects of differing organic fertilizer sources and harvest dates on the physicochemical and antioxidant properties during refrigerated storage in fruit collected from two fresh-market cultivars of organically grown blackberry. Specifically, decay, leakage, fresh weight loss, acidity, moisture content, berry firmness, the sugar profile, the content of the two major antioxidant fractions, and the overall antioxidant potential were measured. It is important to note that this study did not compare organically and conventionally produced fruit. In order to properly compare organic and conventional fruit, the plants must be grown in the same planting area with replicated treatments. This is extremely difficult if not impossible, as the “organic” could never be certified organic due to the close proximity of the conventional plots and the size of the required buffer zones. Such a comparison has not been done to date. Planting at different locations could possibly alleviate the proximity issues, but given the variability normally encountered with minor changes in growing conditions, such studies run the risk of confounding the effects of the production system with geographically-based differences. Previous studies that tried comparing organic and conventional fruit from separate fields (Asami et al. 2003; Mitchell and Barrett 2004) have been criticized for such a comparison (Felsot and Rosen 2004). Hence, it is important not to compare what might not technically be “organic” fruit to conventional ones.

Materials and Methods

Materials

All chemical reagents were analytical grade, except for the ultra-pure ($<18.2 \text{ M}\Omega \text{ cm}$) water used as a mobile phase in HPLC analysis of the sugar profile, which was prepared *in situ* using a Millipore filtration system (Millipore Corp., Bedford, MA).

Two blackberry cultivars, ‘Obsidian’ and ‘Triple Crown’, were evaluated in this study. The cultivars were chosen for their potential suitability for organic fresh market production in the Pacific Northwest. ‘Obsidian’ is an early-season cultivar (late-June to mid-July), while ‘Triple Crown’ is a late-season cultivar (early- to late-August). Both cultivars were grown on a certified organic farm (Riverbend Organic Farms, Jefferson, OR) in nine plots per cultivar. Complete details of the growing conditions were described in (Fernandez-Salvador et al. 2013). Briefly, all plots were grown using the same management system (e.g., irrigation, pest control scheme, and weed management technique) but fertilized using one of three different commercial organic fertilizers: processed poultry litter (PPL- “Nutri Rich 4-3-3 Ca 7%”, Stutzman Farms, Canby, OR), soy meal (SM- “Phyta-grow leafy green special”, California Organic Fertilizers Inc., Fresno, CA), and a blend of fish emulsion and fish hydrolyzate (FE- “True 402”, True Organic Products Inc., Helm, CA). All fertilizers were applied at the recommended nitrogen rate (56 kg/ha N) and the fertilizer treatments were arranged in a completely randomized block design with three replicate plots per treatment.

Berries were hand-harvested three times during the 2012 and 2013 growing seasons (July 6-17 and June 24-July 9, for 'Obsidian' in 2012 and 2013, respectively; Aug. 10-24 and Aug. 1-15 for 'Triple Crown' in 2012 and 2013, respectively) at approximately one week intervals, referred to as the "Early Harvest", "Middle Harvest", and "Late Harvest", respectively. Depending on the weather conditions, the exact harvest date varied year-by-year. Approximately 16 berries from each plot were placed on each date into hinged Polyethylene Terephthalate (PETE) clamshell containers (Pactiv, LLC. Lake Forest, IL). The filled containers were then placed into open-topped cardboard boxes, stored at 4 ± 1 °C and 85% RH, and sampled at days 0, 2, 4, 6 and 0, 2, 5, 8, 10 for 'Obsidian' in 2012 and 2013, respectively, and at days 0, 4, 10, 12 (± 1) and 0, 4, 8, 10, 12 for 'Triple Crown' in 2012 and 2013, respectively. Sampling discontinued when more than half of the berries in a given container decayed. On each sampling day, one randomly-selected container from each replicate was removed from storage and analyzed for physiochemical and antioxidant properties.

Weight loss during storage

Weight loss of fruit during refrigerated storage was measured using the modified method of Joo et al. (2011). The weight of the fruit in each clamshell was measured on day 0 and each subsequent sampling date. The results were recorded as percentage of weight change at each sampling date divided by the initial weight of the fruit.

Fruit decay and leakage

Fruit decay and leakage were evaluated following the procedures described by Civello et al. (1997) with some modifications. Briefly, individual fruits were gently taken out of the clamshell containers and inspected visually for mold and/or extensive damage (defined as having < three ruptured/crushed contiguous drupelets or < five ruptured/crushed drupelets overall, either of which rendered a berry “decayed”). Non-decayed fruits were tested for leakage by transferring them to a standard “letter size” (215.9 mm x 279.4 mm) sheet of white printer paper and gently rolled so that all berry surfaces were exposed to the paper. Juice stains on the paper rendered a fruit “leaking”. Decay rate was calculated as the percentage of berries in a container that were decayed, while leakage was calculated as the percentage of non-decayed berries in a container that were leaking.

Fruit moisture content, pH, titratable acidity, and total soluble solids content

Moisture content (MC) was measured by oven-drying two individual berries (~10 g) from each clamshell at 105 °C (Duan et al. 2011). The samples were dried to constant weight, and MC was calculated as the percentage of weight loss.

Fruit pH and titratable acidity (TA) were determined using the methods from Fisk et al. (2008). Two individual berries from each clamshell were used for the measurements. The berries were mixed with distilled water at 1:9 (w/w) ratio, and blended for 1 min using a 12-speed homogenizer (Osterizer, Jarden Corp., Mexico). The mixture was filtered through qualitative filter paper to remove insoluble material.

The filtrate was assayed for pH using a pH meter (Corning 125, Corning Science Products, Medfield, MA, USA), and TA was determined by titration to an endpoint of pH 8.2 with a standardized 0.1 N aqueous NaOH solution. TA values were calculated based on the assumption that malic acid was the predominant acid.

Fruit firmness

Five non-decayed berries from each clamshell were individually measured on each sampling date for firmness using methodology originally developed by Joo et al. (2011) with modification to better approximate the conditions of the non-destructive subjective manual test commonly used by growers (Perkins-Veazie et al. 1997). Briefly, berries were placed on their side, and the force (N) required to compress the berry 5% of its total thickness was measured using a texture analyzer (Model TA-XT2, Texture Technologies Corp. Scarsdale, NY, USA) fitted with a 25 kg load cell and a 50 mm cylindrical probe.

Fruit extraction for antioxidant assays

Four berries were taken from each clamshell, combined according to the treatment group to give a total of 12 berries per treatment, and rapidly frozen by immersion in liquid nitrogen. The frozen samples were then pulverized under liquid nitrogen using a 1-liter blender (Waring laboratory Science, Torrington, CT) fitted with a specialized lid to allow for pressure release.

Samples of pulverized berry powder (15 g) were subjected to a modified ultrasound-assisted sequential extraction procedure developed in the laboratory (Wu et al. 2010). Briefly, a given sample was extracted first using acidified acetone (0.1 mL/L HCl), then twice with a 3:7 of water:acidified acetone solution, with each extraction involving a fixed time ultrasound treatment (90, 300 and 300 s, respectively). After centrifuging, supernatants were decanted and pooled together for partitioning with 150 mL of chloroform, vortexing thoroughly, and centrifuging to separate the two phases for removing any lipophilic components. The aqueous phase was then decanted and evaporated to remove residual organic solvents using a rotary evaporator (Roto-vap, Brinkman Instruments, Westbury, NY). Extract volume was standardized to 150 mL using deionized (DI) water and 1.5 mL aliquots of the standardized solutions were stored at -80 °C until the time of assay.

Juice extraction for sugar profiling

A modified procedure from Qian (2006) was used to prepare aqueous berry extracts. Briefly, ~35 g of the pulverized berry powder that was not used for the antioxidant assays were mixed in glass jar with DI water equal to one-half the mass of the sample. The jars were fitted with lids and immersed in a boiling water bath for 20 min to inactivate enzymes. The resultant juice/slurry was centrifuged to remove solids and decanted into clean polypropylene bottles for storage at -25 °C until the time of assay. Extracts were prepared from berries harvested during the 2012 season only in order to avoid the variation inherent to the first fruiting of blackberries.

Total phenolic content

Total Phenolic Content (TPC) was determined using the Folin-Ciocalteu colorimetric method as described by Singleton et al. (1999). Briefly, aqueous extracts were diluted until their absorbance value was less than 1.2, and 0.5 mL aliquots of this diluted sample were added to tubes containing 7.5 mL of DI water and 0.5 mL of Folin-Ciocalteu reagent. After vortexing to mix, solutions were allowed to react for 10 min before the addition of 3 mL of 20% sodium carbonate solution. The resultant mixture was vortexed and then placed into a 40 °C water bath for 20 min. Following the heat treatment, samples were plunged into a 0 °C ice/water bath until they reached room temperature. Absorbance of the samples at 765 nm was measured using a spectrophotometer (Model UV160U, Shimadzu Corporation, Kyoto, Japan). These values were used to calculate gallic acid equivalents based upon the equation of a standard curve prepared the same day using solutions of gallic acid (0, 150, 200, 250 ppm). Assays were performed in triplicate, and values were reported as mg gallic acid equivalents (GAE)/g fresh weight (FW).

Radical scavenging activity

The refined colorimetric assay method relying on the reduction of the stable free radical 2,2-diphenyl-1-picrylhydrazyl (DPPH) (Brand-Williams et al. 1995) was used to determine radical scavenging activity (RSA). Briefly, 1.5 mL of freshly prepared DPPH solution in methanol (0.09 mg/mL) was added to disposable cuvettes

containing 0.75 mL of diluted fruit extract, mixed and allowed to react at room temperature for 5 min. Absorbance at 517 nm was measured and used to calculate ascorbic acid equivalents (AAE) based upon the equation of a standard curve prepared the same day using ascorbic acid solutions (0, 100, 200, 300, and 400 ppm). Assays were performed in triplicate, and values were reported as mg AAE/g FW.

Total monomeric anthocyanins

The spectrophotometric method based upon pH-induced changes in absorbance (Giusti and Wrolstad (2001)) was used to assay total monomeric anthocyanins (TMA). Briefly, for each sample, aliquots of extract were placed into two disposable cuvettes, diluted with either a standardized sodium acetate buffer (pH 4.5) or a standardized potassium chloride buffer (pH 1.0) and allowed to equilibrate for at least 15 min at room temperature. Optical absorbance was measured at both 510 nm and 700 nm, with the former value being selected based upon the predominant anthocyanin in blackberries, cyanadin-3-glucoside (Siriwoharn et al. 2004; Fan-Chiang and Wrolstad 2005). Absorbance values were then used to calculate concentration of monomeric anthocyanins (expressed as mg TMA/g FW) in the fruit using the Beer-Lambert-Bouguer law according to Eq. (1).

$$TMA \left(\frac{mg}{g \text{ FW}} \right) = \frac{[(A_{510 \text{ nm}} - A_{700 \text{ nm}})_{pH1.0} - (A_{510 \text{ nm}} - A_{700 \text{ nm}})_{pH4.5}] \times 449.2 \frac{g}{mol} \times DF \times 1000 \frac{mg}{g}}{26900 \frac{L}{cm \cdot mol} \times 1 \text{ cm}} \times \frac{1 \text{ L}}{100 \text{ g FW}} \quad (1)$$

where DF was dilution factor. Each extract was assayed three times.

Oxygen radical absorbance capacity

Oxygen radical absorbance capacity (ORAC) was measured using the fluorescent method described by Cao et al. (1993). The method was adapted for use in a 96-well microplate fluorometer (SpectraMax Gemini XS, Molecular Devices, Foster City, CA). Briefly, three 30 μ L aliquots of each extract (diluted as necessary) were dispensed into the wells of a pre-warmed microtiter plate along with 200 μ L of a pre-warmed β -phycoerythrin solution. Microtiter plates were incubated at 37 °C for 1 h, after which 70 mL of 2,2'-Azobis(2-amidinopropane) dihydrochloride (AAPH) was added to initiate the reaction. Fluorescence of β -phycoerythrin was induced by excitation at 485 nm and was measured at 585 nm every 2 min for 2 h. Proprietary software (SoftMax Pro 5.4.5, Molecular Devices, LLC, USA) was used to calculate the antioxidant capacity based upon positive changes to the area under the curve as compared to curves generated using a series of standardized Trolox solutions (0, 10, 20, or 40 μ mol/L). Results were expressed as μ mol Trolox equivalent (TE)/g FW.

Ferric reducing antioxidant power

Ferric reducing antioxidant power (FRAP) was assayed using the automated colorimetric method developed by Benzie & Strain (1996). Duplicate aliquots of 40 μ L were taken from each extract and dispensed into the wells of a pre-warmed microtiter plate along with 300 μ L of pre-warmed FRAP reagent (a mixture of 83% 300 mmol/L acetate buffer, 3.5% 10 mmol/L tri(2-pyridil)-s-triazine, and 3.5% 20 mmol/L Iron (III) chloride). Plates were incubated at 37°C for 15 min and then

measured for absorbance at 550 nm using a microplate absorbance reader (SpectraMax 190, Molecular Devices, Foster City, CA). Proprietary software (SoftMax Pro 5.4.5, Molecular Devices, LLC, USA) was used to calculate antioxidant power from the measured absorbance values based upon a standard curve generated from a series of standardized Trolox solutions (0, 62.5, 125, 250, or 500 mmol/L Trolox). Values were reported as μmol Trolox equivalent (TE)/g FW.

Sugar profile

A high-pressure liquid chromatography (HPLC) system, consisting of a quaternary pump, solvent degasser, auto-sampler, column heater, and refractive index detector (Series 1200, Agilent Technologies, Santa Clara, CA) fitted with a 300 mm long ligand exchange column and an appropriate guard column (Hi-PLex pB, Varian, Inc., Palo Alto, CA) was used to determine the sugar profile of the fruit. Aliquots of 2 mL were taken from each of the juice extracts prepared above, passed through a 0.47 μm syringe filter, and placed into a standard 2 mL screw cap auto-sampler vial. Vials were loaded into the HPLC system, and separated using the following parameters: ultra-pure water as mobile phase, flow rate of 0.7 mL/min, column temperature of 70 °C, injection volume of 15 μL , detector temperature of 35 °C, and total run time of 45 min. All samples were assayed in triplicate, and the concentrations of the three major sugars (fructose, sucrose, and glucose) were calculated based upon standard curves constructed using a series of pure sugar solutions (0.9375, 1.875, 3.75 and 7.5 g/100 mL of each).

Experimental design and statistical analysis

A completely randomized design was employed in this study with the principle effects being fertilizer treatment and harvest date. Data were analyzed for statistical significance via multi-way analysis of variance (ANOVA) with least significant difference (LSD) *post hoc* testing as appropriate, using statistical software (SAS v9.2, The SAS Institute, Cary, NC). Results were considered to be different if $\alpha < 0.05$.

Results

Weight loss during storage

Table 3.1 presents the weight loss of fruits for the 2013 harvest (Data for the 2012 harvest were not presented due to equipment faults encountered that year). While the overall trend for increased weight loss along with increased storage time was expected, examining the data revealed an interesting difference between the two cultivars. Specifically, weight loss of ‘Obsidian’ was not affected by harvest date, but affected by the fertilizer source, while ‘Triple Crown’ showed the opposite response. In ‘Obsidian’, PPL resulted in the modest reduction in weight loss compared with the other two fertilizers (0.59-2.4% vs. 0.70-2.66% loss over 10 d of storage), while in ‘Triple Crown’ the late harvest showed an increase in weight loss compared with the earlier harvests (1.46-3.78% vs. 1.01-2.93% loss over 12 d of storage).

Fruit decay and leakage

Fruit decay and leakage were unaffected by fertilizer source but were significantly influenced by harvest date. Fig. 3.1 and Fig. 3.2 presented the mean measures across all three fertilizer treatments for the 2012 and 2013 harvest, respectively. Decay rates for the two cultivars ranged from 5.56-54.86% in 2012, and 0.74-46.89% in 2013, with 'Triple Crown' having higher decay rate in 2012 and 'Obsidian' having higher decay rate in 2013 (Figs. 3.1 and 3.2). In the former case, it should be noted that 'Triple Crown' was stored twice as long as 'Obsidian' fruit. In general, decay rates increased with prolonged storage. 'Triple Crown' also tended to have a slightly higher leakage rates in both years than 'Obsidian'.

Fruit moisture content

Fruit moisture content (MC) was similar between the cultivars (Table 3.2). Early harvest 'Obsidian' fruit decreased from 72% to 69% after 6 d of storage in 2012, while late harvest 'Obsidian' fruit decreased from 70% to 63% after 5 d of storage in 2013 and then increased to 67% after 10 d.

Fruit pH and titratable acidity

The effects of harvest date and storage time on pH and TA for the two harvest years are shown in Fig. 3.3 and Fig. 3.4. In 2012, juice pH was similar between cultivars and among storage times, while TA was higher in 'Obsidian' than in 'Triple Crown' and decreased during storage in early and late harvest fruit from both cultivars

(Fig. 3.3). For ‘Obsidian’, harvest date affected both TA and pH in 2012, with Juice pH was also lower in early harvest ‘Obsidian’ fruit than in middle harvest fruit, while TA was higher. ‘Triple Crown’ had a higher initial pH in the late harvest fruits compared with the early harvest, but these differences disappeared during storage, while the pH of early and middle harvest fruit increased by 5.7% and 6.8%, respectively, after 12 d of storage. Similar TA trends were observed in ‘Triple Crown’.

In 2013, ‘Obsidian’ had a higher initial (day 0) pH and TA than ‘Triple Crown’, and after 10 d of storage, TA of early harvest ‘Obsidian’ fruit was slightly higher than TA of late harvest fruit (Fig. 3.4). Juice pH of early harvest fruit decreased and TA increased after 10 d of storage, and the late harvest fruit underwent a slight (~2.97%) increase in TA during the first 5 d of storage, but not thereafter. TA of middle harvest fruit also decreased significantly at 10 d of storage, going from 0.96% to 0.67%. For ‘Triple Crown’ fruit, the initial pH of the middle harvest was significantly higher than that of the early and late harvest, but late harvest fruit had a significantly higher TA initially than fruit from the other two harvest dates. Middle and late harvest fruit also underwent significant increases in pH (16% and 17.1%, respectively) over the 12 d of storage, which was also accompanied by a profound decrease in TA (29.4% and 23.0%, respectively).

Fruit firmness

No significant differences in firmness were seen between berries grown with different fertilizer types, but differences were seen among the different harvest date in

both years. Fig. 3.5 presents the mean values across all three fertilizer types. In general, ‘Obsidian’ had higher firmness than ‘Triple crown’ for both harvest years, with initial values of the former ranging from 1.28-2.23 N in 2012 and 0.84-0.99 N in 2013, while the initial values of the latter ranged from 1.06-1.90 N and 0.65-0.87 N in the same years. In both cultivars, firmness values tended to be higher in 2012 harvest than in 2013, and the effect of storage showed variation among the two cultivars and harvest years, with most experiencing the expected stability or decline during storage, but some, specifically early and middle harvest ‘Obsidian’, seeing increases in firmness by 4 d of storage. While this effect was present in both harvest years, it was more pronounced (but also had greater variation) in 2012.

Sugar profiles

Figs. 3.6 and 3.7 illustrate the sugar profiles of fruit from 2012 harvest during refrigerated storage for ‘Obsidian’ and ‘Triple Crown’, respectively.

For ‘Obsidian’, initial total sugar concentration ranged from 14.7-18.7 g/100 g FW, with berries from the SM fertilizer treatment having the highest values in the early and middle harvests, and berries from the PPL treatments having the highest values in the late harvest (Fig. 3.6). ‘Triple Crown’ fruit had a higher initial total sugar concentration than that of ‘Obsidian’, ranging from 22.14 to 28.41 g/100 g FW, with berries from the SM treatment again having the highest values in the middle harvest, and berries from the PPL and FE treatments having the highest values in early and late harvest, respectively (Fig. 3.7). Shortly after storage, sugar content of both cultivars

tended to increase slightly, which was then followed by either a leveling off or a slight decline.

Sucrose comprised a minor fraction (2-3% for ‘Obsidian’ and 0-7.4% for ‘Triple Crown’) of the total sugars on all harvest dates, while fructose represented the major fraction at each harvest in ‘Triple Crown’ and early harvest in ‘Obsidian’. However, glucose dominated the sugar fraction during the middle and late harvests in ‘Obsidian’. During storage, the ratio of sucrose to fructose remained fairly consistent across all treatments and harvests in both of the cultivars, while the amount of sucrose was cultivar specific.

Phenolic content and antioxidant capacity

Antioxidant analysis was only performed on fruits from 2012 harvest. Table 3.3 presents the initial (day of harvest) TPC and TMA values for both cultivars, while the three measures of antioxidant capacity (DPPH, ORAC, and FRAP) are presented in Table 3.4. In general, ‘Obsidian’ fruits had higher antioxidant content, with values ranging from 3.31-4.85 mg GAE/g for TPC and 2.28-3.51 mg/g for TMA, than ‘Triple Crown’ fruits, which ranged from 2.71-4.39 mg GAE/g and 1.89-2.65 mg/g, and a similar trend was seen in the measures of antioxidant capacity, with ‘Obsidian’ having higher values than ‘Triple Crown’ in DPPH (8.44-10.84 mg AAE/g vs. 6.61-7.89 mg AAE/g), ORAC (289.52-763.73 μ Mol TE/g vs. 253.09-467.42 μ Mol TE/g) and FRAP (596.05-791.71 μ Mol Fe²⁺/g vs. 489.67-646.68 μ Mol Fe²⁺/g).

Examining the measures of a given harvest date and fertilizer combination found that ‘Triple Crown’ fruit had lower measures of both content and capacity than the corresponding combination for ‘Obsidian’, with the sole exception being the ORAC values for the early harvest which were 4.4-61.4% higher in ‘Triple Crown’, depending on fertilizer source.

The effect of refrigerated storage was quite erratic, with some samples showing increases in both amount of antioxidant contents (TPC, TMA) as well as antioxidant capacity (DPPH, ORAC, FRAP), while others showed marked decreases in the same measurements. Fig. 3.8 presents the relative changes in TPC and TMA and Fig. 3.9 reports the relative change in DPPH, ORAC and FRAP. In all cases, the relative change was calculated using Eq. (2).

$$Relative\ value_{day\ x} (\%) = \frac{Mean\ Measurment\ at\ Day\ X}{Initial\ Mean\ measurment} \quad (2)$$

Discussion

Fruit weight loss during storage

Fruit weight loss during refrigerated storage was similar between ‘Obsidian’ and ‘Triple Crown’ and comparable to weight loss in ‘Navaho’, ‘Cheyenne’, and ‘Shawnee’ blackberry stored under the same conditions (Perkins-Veazie et al. 1996). However, weight loss in the present study was affected by fertilizer source in ‘Obsidian’ and by harvest date in ‘Triple Crown’. The effect of harvest date on weight loss was likely due primarily to differences in berry maturity, whereas the effect of fertilizer source on weight loss is more complex. (Gutser et al. 2005) suggested that

different fertilizers cause different effects on the rate of nutrient release and found that animal manure has the most immediate effect on nutrient availability, resulting in a sharp “spike” in release of nitrogen. In the present study, PPL fertilizer was applied only one time while FE fertilizer was applied four times during plant development, with the last application occurring during flowering that perhaps provided the plants with additional nutrients during berry formation and growth which later allowed the fruits to maintain higher metabolic rates during storage and lead to higher weight loss.

Storage conditions also directly impact fruit weight loss. Temperature and relative humidity play an important role, with lower values of the former generally reducing fruit respiration and transpiration and lower values of the latter increasing the drying rate. (Ben-Yehoshua 1987) reported more weight loss than observed in the present study (as high as 6%) when blackberries were stored for 5 d at room temperature. Higher losses (3.3-13.8%) were also seen by (Basiouny 1995), but those berries were kept in open bags in the refrigerator.

Decay and leakage

Decay of blackberries is usually caused by fungi. Kidd et al. (2003) reported that *Botrytis cinerea* is the primary fungal disease of ripe blackberry fruit, and the fungi can grow continuously at low temperatures (Joo et al. 2011). Based on the USDA standards of grades for blackberries (United States Department of Agriculture 1928), ‘Obsidian’ berries were marketable for only 2 d, while ‘Triple Crown’ berries were marketable for about 4 d. (Perkins-Veazie et al. 1996) similarly reported that

blackberry decay rates exceeded 35% in ‘Cheyenne’ and ‘Shawnee’ after 7 d of refrigerated storage. However, later work by the same group found less than 12% decay after 7 d of refrigerated storage for ‘Shawnee’ and ‘Navaho’ (Perkins-Veazie et al. 1999a), which was lower than the results in this study. ‘Obsidian’ and ‘Triple Crown’ have about a 1-month harvest period in June-July and August-September, respectively (Finn et al. 2005). Weather conditions at the time of fruit harvest directly impact fruit ripeness, mold growth, and some other physicochemical properties. Rain at harvest can especially cause significant fruit decay, while high temperature and high UV index may result in more fruit leakage and a loss of firmness. To maintain the uniform fruit quality for the fresh market, growers usually picked the fruit at 2-3 different times during the harvest season (Fisk et al. 2008).

Moisture content, pH and titratable acidity of fruit

Fruit MC is an important physicochemical parameter used for assessing the quality of fresh fruit (Yan et al. 2008). The decrease in MC seen in 2012 in ‘Obsidian’ berries was probably due to the high metabolism activity for early harvest fruit due to a larger fraction of under-ripe fruit. A similar reason might also explain the decline in MC seen during storage of ‘Obsidian’ fruit in 2013 harvest, as all ripe and nearly ripe fruit were removed from the plants after the middle harvest by the farm owner. This could result in the berries picked the subsequent week being slightly under ripe or having only been ripe for a short period of time. The slight increase in MC observed during the latter part of storage for late harvest ‘Obsidian’ fruit in 2013 was likely due to

slight changes in relative humidity in the storage environment due to either the other products stored in the cooler or higher levels of relative humidity in the outside air. Either could result in a relative humidity higher than the water activity of fruit, causing the fruit to absorb moisture from the environment. A similar phenomenon was reported by Barth et al. (1995) during storage of 'Chester' blackberries. For 'Triple Crown', the observed differences between the early and middle harvest and the late harvest in 2012, which only appeared after 4 d of storage might be because the elevated UV index and high temperatures at early and middle harvests (28-34 °C with a UV index of 8) resulted in damage to the fruit, which would then allow more water loss during storage.

During postharvest storage, fruit continue to metabolize, which consumes starch and acid and causes an increase in pH and a decrease in TA (Duan et al. 2011; Ali et al. 2012). TA decreased during storage in both 'Obsidian' and 'Triple Crown', which was also reported in conventionally-grown blackberries (Perkins-Veazie et al. 1999; Joo et al. 2011). Perkins-Veazie et al. (1996) reported that TA decreases by 60% between the mottled and the shiny black stage and by 40% between the shiny and dull black stage. High TA values in our study for early harvest fruit might be due to under-ripe fruit. The pH values of the two blackberry cultivars in this study were within the range of eleven conventionally-grown blackberry cultivars (Reyes - Carmona et al. 2005). Woods et al. (2006) reported that pH increased during storage in conventionally-grown 'Triple Crown' blackberry, as well as other cultivars, probably

owning to the binding of pectin from fruit cell wall to polyphenols (Ozawa et al. 1987).

Firmness

Fruit softening involves a series of chemical reactions including physiological and biochemical changes caused by cell wall hydrolysis and pectin degradation (Tucker 1993; Duan et al. 2011; Mworio et al. 2012). At the same time, enzymatic transformations of cell wall pectin and the bonding of calcium to pectic acid polymers could potentially lead to fruit hardening during storage (Eaves et al. 1972). In the present study, both increases in firmness shortly after storage and decreases in overall firmness during storage were observed at levels consistent with previous studies (Eaves et al. 1972; Perkins-Veazie et al. 2000; Joo et al. 2011).

The firmness of fruit harvested in 2012 was significantly greater than 2013 for both cultivars and ‘Obsidian’ had significantly higher firmness than ‘Triple Crown’ during both years. ‘Obsidian’ is a trailing cultivar, and those typically produce firmer fruit than semi-erect cultivars like ‘Triple Crown’ (Finn et al. 2005). The firmness of ‘Obsidian’ fruit harvested in 2012 showed great variation in comparison with that of 2013 fruit, with the 2012 middle harvest ‘Obsidian’ fruit showing significantly higher firmness than early and late harvest fruit after 2-4 d of storage and reached the highest firmness at 4 d. The variation in firmness was likely due to the variance of ripeness between individual berries, as less ripe fruit is typically firmer than that of ripe or over-ripe fruit (Perkins-Veazie et al. 1996). The firmness of early harvest ‘Obsidian’

fruit also appeared to increase slightly between 2-4 d of storage, while late harvest fruit showed decreases in firmness with storage. These trends were somewhat surprising, as berries would normally be expected to further ripen during storage, resulting in decreased firmness, as was seen in the 2012 late harvest of 'Obsidian'. One possible explanation is that berries become more fragile as they ripen, increasing their risk of microbial spoilage. Thus the berries which were the softest at harvest may have become decayed by day 2 or day 4, excluding them from firmness testing.

The firmness of 'Triple Crown' in 2012 showed a slightly different trend. While the late harvest fruit also significantly decreased during storage, no significant change in firmness was seen in the middle harvest fruit. Late harvest fruit showed significantly higher initial firmness than the early and middle harvest fruit, possibly due to damage from the high temperature and UV index for those harvests. Early harvest 'Triple Crown' fruit firmness increased at 4 d of storage, but then showed decreasing trend during the rest of storage, which could be explained as the defense reaction to environment change protected the fruit initially, but the high decay and leakage during prolonged storage caused severe damage to the fruit tissues, thus softening fruit. Firmness of late harvest fruit decreased significantly at 4 d of storage (~40% reduction), but no further decrease in the rest of storage ($P < 0.05$). Similarly, the increased fruit decay and leakage caused cell damage of fruit, and the metabolism process during storage made the fruit physical compressive property weak.

In 2013, 'Obsidian', late harvest fruit showed significantly lower firmness compared with early and middle harvest fruit, potentially due to the high temperature

causing fruit softening or the inclusion of some overripe fruit in the samples, but no significant variation was seen during storage for individual harvests. However, examining the mean values across all three 2013 ‘Obsidian’ harvests showed a significant decrease (from 0.93 N to 0.81 N) by 8 d of storage. Unlike ‘Obsidian’ cultivar, early harvest ‘Triple Crown’ fruit in 2013 harvest showed significantly higher initial firmness than late harvest fruit, again, likely due to the degree of berry ripeness. Firmness also decreased significantly during storage, with the firmness of middle harvest fruit decreasing by 23.87% and that of the early harvest by 22.92% after 10-12 d of storage. These decreases in firmness generally agreed with the findings of Perkins-Veazie et al. (2000) that commercially grown (CG) ‘Navaho’ blackberries lost 36% firmness during refrigerated storage and Joo et al. (2011) that CG ‘Chester’ blackberries underwent a 35% decrease in firmness after 12 d of refrigerated storage.

Sugar profiles

The observed effects of fertilizer on total sugar content varied depending on cultivar, with ‘Obsidian’ fertilized with SM having the highest initial values in the early and middle harvests, and those fertilized with PPL having the highest in the late harvest. ‘Triple Crown’ SM fertilized berries also had the highest initial values in the middle harvest, but FE resulted in higher initial levels during the late harvest and PPL in the early. These fertilizer effects were hardly surprising, given that the three regimens likely have different rates of nitrogen release/absorption, and multiple studies have shown a relationship between available nitrogen and fruit sugars in such

diverse fruit as strawberries, tomatoes, chokeberries, dates, and grapes, as well as potential influence of other trace minerals (Wang and Lin 2002; Beckles 2012; Skupien and Oszmianski 2007; Christensen et al. 1994; Al-Kharusi et al. 2009).

Examining individual sugars, the initial relative values agreed with previously published data by Fan-Chiang (1999) and Kafkas et al. (2006) for other CG blackberry varieties. The observed shift in predominant sugar during the ‘Obsidian’ harvest might be explained as fruit harvested early in the season would be more likely to be under-ripe, thus less sweet. However, not only did the early harvest ‘Obsidian’ fruit generally contained greater overall amount of sugar, but they also showed higher proportions of fructose, which strongly implied that they would be perceived as sweeter, given that fructose is roughly twice as sweet as glucose, and 1.7 times as sweet as sucrose (Shallenberger 1963; Fontvieille et al. 1989). In contrast, the ‘Triple Crown’ fruit followed a more predictable pattern, with the middle and late harvests having higher initial values of both total sugars and fructose.

The effect of storage on the sugar profile tended to follow a trend of increasing slightly shortly after storage and then either leveling off, or declining slightly. Of the five harvest/treatment combinations that did not follow this trend, four were fertilized with PPL (early and late harvest ‘Obsidian’ and middle and late harvest ‘Triple Crown’) and one was fertilized with FE (late harvest ‘Triple Crown’). These harvest/treatment combinations showed marked (as much as 30%) increases in total sugars, which could be explained by a combination of postharvest ripening and the degradation of anthocyanins during storage, the latter of which released previously

bound sugars (Giusti and Wrolstad 2001), while the differences in fertilizer effect were likely related to the effects of different rates of nitrogen release on the average maturity of the harvested berries which would in turn show different trends in post-harvest ripening.

Looking at individual sugars, the cultivar specific response to storage is quite noticeable. Except in the early harvest, ‘Obsidian’ berries had decreased sucrose levels as storage progressed, most likely due to sucrose hydrolysis due to metabolic processes in the fruit. ‘Triple Crown’ berries, on the other hand showed the opposite relationship, except for the SM fertilized middle harvest berries, with the early harvest showing undetectable levels of sucrose across all storage period, while the middle and late harvests actually showed significant increases in sucrose levels. While few studies have examined the effects of cold storage on the sugar profile of blackberries, other CG fruit were shown to undergo reductions in relative sucrose levels, including pears (Akhavan and Wrolstad 1980), strawberries (Cordenunsi et al. 2005), and peaches (Robertson et al. 1992), and the downward trend observed in ‘Obsidian’ was similar to the findings for raspberries and blackberries from Ali et al. (2011). Explaining the increases in sucrose seen in the early harvest ‘Obsidian’ and middle/late harvest ‘Triple Crown’ fruit was more difficult, particularly in the latter as it was so pronounced. One possibility was that these fruits were slightly under mature when picked, and underwent ripening during storage, as was explained for the changes in antioxidant measures. This could have resulted in an increase in sucrose metabolism, as was observed in strawberries (Cordenunsi et al. 2005) and peaches (Robertson et al.

1992), with the latter showing differences in behavior based upon degree of fruit ripeness.

Initial measures of antioxidants

The values generally fall within the ranges reported for CG berries from the same two cultivars by Siriwoharn et al. (2004) and Moyer et al. (2001). While the purpose of the current work was not to compare the two cultivars directly, it is important to note that for all TPC, TMA and DPPH measurements, ‘Triple Crown’ fruit showed lower values overall compared with ‘Obsidian’ berries. Further, with the exception of the early harvest ORAC values (Table 3.4), the measures of a given harvest date and fertilizer combination for ‘Triple Crown’ berries were also lower than the corresponding combination for ‘Obsidian’ except ORAC value in early harvest ‘Triple Crown’. The overall trend agreed with the previous findings from Moyer et al. (2001), which showed similar results for CG berries of the two cultivars. Regarding the different behaviors seen in the early harvest ORAC, the explanation could be the differences in berry maturity between the samples taken during the two early harvests, as previous studies on CG berries have shown that ORAC values increase over 40% during the transition of fruit from under-ripe to overripe (Siriwoharn et al. 2004).

The data also revealed a complex interplay between fertilizer type and harvest date. As it was expected, harvest date had a significant effect on the antioxidant properties of the fruit, and the effect varied depending on the fertilizer applied. In general, middle harvest fruit showed the highest TPC, TMA and DHHP values in both

cultivars, excepting the FE samples and the TMA of ‘Triple Crown’ which both showed increased values during the late harvest date. These results were hardly a surprising, as harvests from later in the season were more likely to include ripe or overripe fruit than earlier harvest, and an increase in anthocyanins, the primary red/blue/purple pigments in fruit (Kähkönen et al. 2003), have been observed in a variety of CG berry and non-berry fruit as they become more mature (Ingalsbe et al. 1965; Sellappan et al. 2002; Siriwoharn et al. 2004). Furthermore, the observed differences in FE fertilized samples were likely due to the differences in application regimen mentioned above. In contrast, the effect of harvest date on FRAP and ORAC values varied depending on the cultivar (Table 3.4), with late harvest fruit showing lower values compared to the early harvest among the ‘Triple Crown’ berries (except for the FRAP of SM samples which showed the highest value in the late harvest), while the ‘Obsidian’ berries showed the lowest ORAC values, but the highest FRAP values in the early harvest. This could be caused by a variety of factors, including the above mentioned nutrient stress, as well as climate/weather conditions, as the middle/late harvest of ‘Obsidian’ and the early/middle harvest of ‘Triple Crown’ both experienced higher temperatures and greater sunlight. This increase in sunlight exposure was important, as one of the principle reasons hypothesized for the existence of plant phenolics is protection from photo-oxidation, i.e., the plant produces antioxidant phenolic compounds in order to quench radicals generated by exposure to UV (Close and McArthur 2002). Hence, fruit exposed to higher levels of UV would register lower overall values in assays that rely upon the quenching of radicals, as the

activity of the compounds would already have been depleted quenching the ROS from UV exposure.

The trends observed among the fertilizer treatments were likely best explained by two factors: differences in application methods and differences in soil/plant responses to the fertilizers. Regarding application method, while all fertilizers were applied at the same rate, there were two different application schedules - SM and PPL, being pelletized products, were applied a single time, while FE was applied in four intervals, the final of which occurred shortly prior to the beginning of the harvest season, after the plants had bloomed (Fernandez-Salvador et al. 2013). This application schedule likely provided the plants receiving FE fertilizer a more uniform amount of nutrients, allowing for greater reserves during fruit development and maturation. In addition to the application schedules, the properties of the individual fertilizer types might also play a role, as it has been shown that fertilizer source and form can have a profound effect on short-term availability of nutrients in the soil, with composted fertilizers having the smallest immediate effect, animal slurries having some of the highest, and legume meals falling somewhere in between (Gutser et al. 2005). Since it is well-known that plants respond to various stresses in complex ways, typically involving the use of reactive oxygen species (ROS) as mechanisms for signaling various types of stress, from drought to pollutants to excess UV to diseases (Reddy et al. 2004; Dat et al. 2000), it is possible that if the nitrogen release rates of the various fertilizer types result in a dearth of available nutrients, this stress would be similarly signaled, affecting the antioxidant content of the resulting fruit. Such behavior has been seen in

multiple plant species, with increased fertilization, particularly prior to flowering, reducing the levels of various antioxidants in fruit (Bryant et al. 1987; Iason et al. 1993; Close and McArthur 2002).

Effect of storage on antioxidants

Storage had a very erratic effect on both the antioxidant content and capacity, with many harvest/fertilizer treatments showing increases in either or both during storage. While these increases might be counter-intuitive, this was not the first time such trends have been noticed. Wu et al. (2010) found similar trends in the CG blackberry cultivars they examined, Kalt et al. (1999) also observed increases in various CG small fruit, including raspberries, and Ali et al. (2011) reported increases in ellagic acid in late-harvest CG blackberries and raspberries, as well as increases in anthocyanins and total phenolics in raspberries. While metabolic mechanisms were indicated in these rises, there was some debates over what initiated the process, with possibilities ranging from normal ripening of potentially under-mature fruit, to the breakdown of other fruit components (notably organic acids) creating additional carbon skeletons to feed the pathways that synthesized phenolic compounds (Kalt et al. 1999; Wu et al. 2010). In addition, it was also possible that the stimulus for the production is related to the aforementioned plant responses to stress (Dat et al. 2000), as it could be expected that refrigeration at 4 °C would create temperature stresses in the summer fruit, and such behavior was noted in CG tomatoes, watermelons, apples, strawberries, and

mangoes (Pérez-Ilzarbe et al. 1997; Rivero et al. 2001; Zhao et al. 2006; Cordenunsi et al. 2005).

Conclusion

In organically grown blackberries, the use of different fertilizers had virtually no significant effect on the physicochemical properties of ‘Obsidian’ and ‘Triple Crown’ blackberry fruit at the time of harvest and during the refrigerated storage, but did have a profound effect on the measures of antioxidant content, antioxidant capacity and the composition of sugars. Furthermore, these measures were also affected by differences in blackberry cultivar, harvest date, and storage time, with the interaction between the factors showing great complexity. Despite this, several general observations could be made, namely that with respect to both antioxidant measures and sugar profiles, fertilization with either a fish emulsion/fish hydrolysate or soy-meal based fertilizers was preferable to the use of processed poultry litter, that during storage ripening tended to increase the relative levels of fructose at the expense of decreasing sucrose content and that while the middle harvest had higher initial levels of phenolic compounds, including anthocyanins, their antioxidant capacity followed less predictable trends, particularly in the ‘Triple Crown’ cultivar. Further, organically grown ‘Obsidian’ fruit may be marketed for fresh consumption within 4 d after harvest while ‘Triple Crown’ fruit can be extended for 8 d due to its lower rates of decay and leakage. While further study is needed to elaborate the mechanisms involved and how well these findings can be applied over other cultivars, it is entirely likely that

fertilizer regimen might be able to be used to maximize the healthful properties of blackberries, and potentially in other fruit, while having a negligible effect on traditional physicochemical measures of quality.

Acknowledgments

The authors would like to thank the USDA AFRI Organic Research Initiative for funding this project (Project No. 2008-01237), Mr. Eric Pond of Riverbend Organic Farms for his assistance in growing and providing berry samples, and Dr. Xiaoyuan Feng, Dr. Jooyeoun Jung and Ms. Angela Tseng for their assistance with sample collection/ preparation during the harvest.

Table 3.1 Fruit weight loss (%) during refrigerated storage of ‘Obsidian’ and ‘Triple Crown’ blackberries hand-harvested in 2013[†]

| | Storage (d) | Fish Emulsion/ Hydrolysate Blend | Soy Meal | Processed Poultry Litter |
|------------------------------|----------------|-------------------------------------|-------------------|-----------------------------|
| Obsidian [‡] | 2 | 0.70 ± 0.16Aa | 0.73 ± 0.25Aa | 0.59 ± 0.07Ab |
| | 5 | 1.33 ± 0.16Ba | 1.40 ± 0.27Ba | 1.18 ± 0.10Ba |
| | 8 | 2.05 ± 0.16CDa | 2.18 ± 0.18Ca | 1.93 ± 0.10Cb |
| | 10 | 2.51 ± 0.17Da | 2.66 ± 0.27Da | 2.40 ± 0.18Db |
| | Storage (d) | Early Harvest | Middle Harvest | Late Harvest |
| Triple Crown [§] | 4 | 1.01 ± 0.13Aa | 1.06 ± 0.13Aa | 1.46 ± 0.21Ab |
| | 8 | 1.87 ± 0.18Ba | 1.96 ± 0.18Ba | 2.60 ± 0.32Bb |
| | 10 | 2.34 ± 0.22Ca | 2.36 ± 0.21Ca | 3.14 ± 0.38Cb |
| | 12 | 2.75 ± 0.25Da | 2.93 ± 0.22Da | 3.78 ± 0.43Db |

[†] Mean values ± SD, n=9. Within a given cultivar, values followed by the same capital letters (A-D) in the same column and those followed by the same lowercase letters (a-d) in the same row are not significantly different ($\alpha \leq 0.05$);

[‡] Harvest date had no significant effect in this cultivar;

[§] Fertilizer treatment had no significant effect in this cultivar.

Table 3.2 Changes in fruit moisture content (%) during refrigerated storage of ‘Obsidian’ and ‘Triple Crown’ blackberries hand-harvested in 2012 and 2013[†]

| Year | Storage (d) | Obsidian | | | Storage (d) | Triple Crown | | |
|------|----------------|----------------|-----------------|-----------------|----------------|-----------------|-----------------|----------------|
| | | Early Harvest | Middle Harvest | Late Harvest | | Early Harvest | Middle Harvest | Late Harvest |
| 2012 | 0 | 71.91 ± 2.47Aa | 71.75 ± 4.91Aa | 73.72 ± 1.34Aa | 0 | 70.25 ± 2.54Aa | 68.09 ± 3.25Aa | 69.89 ± 1.96Aa |
| | 2 | 71.39 ± 2.69Aa | 71.64 ± 3.24Aa | 73.51 ± 2.92Aa | 4 | 68.82 ± 3.54Aab | 67.55 ± 1.58Ab | 70.54 ± 2.94Aa |
| | 4 | 71.44 ± 3.34Aa | 71.19 ± 3.01Aa | 72.59 ± 2.42Aa | 10 | 68.17 ± 2.76Aab | 66.02 ± 3.22Ab | 70.78 ± 2.16Aa |
| | 6 | 68.78 ± 3.59Ab | 72.90 ± 3.61Aa | 73.49 ± 4.99Aa | 12 | 68.31 ± 2.12Aab | 66.30 ± 1.75Ab | 69.65 ± 3.07Aa |
| 2013 | 0 | 72.34 ± 1.53Aa | 69.47 ± 4.53Aa | 70.19 ± 4.84ABa | 0 | 68.96 ± 3.41Aa | 68.64 ± 4.10Aa | 69.15 ± 3.33Aa |
| | 2 | 73.75 ± 2.26Aa | 73.26 ± 3.48Aa | 71.38 ± 6.17Aa | 4 | 71.20 ± 2.73Aa | 71.41 ± 3.76Aa | 69.71 ± 2.66Aa |
| | 5 | 72.16 ± 2.30Aa | 72.98 ± 4.39Aa | 63.11 ± 5.91Cb | 8 | 72.02 ± 3.02Aa | 68.87 ± 2.04Aab | 68.59 ± 3.99Ab |
| | 8 | 72.68 ± 2.08Aa | 70.69 ± 5.50Aa | 66.42 ± 4.34Bb | 10 | 68.47 ± 3.19Aab | 71.69 ± 3.52Aa | 66.32 ± 3.85Ab |
| | 10 | 72.59 ± 1.64Aa | 70.05 ± 4.10Aab | 67.34 ± 2.98ABb | 12 | 69.41 ± 2.56Aa | 69.23 ± 2.69Aa | 67.44 ± 2.38Aa |

[†]Mean ± S.D. (n=9). Within a given cultivar, values followed by the same capital letters (A-B) in the same column or the same lowercase letters (a-b) in the same row within each cultivar are not significantly different ($\alpha \leq 0.05$).

Table 3.3 Total phenolic content and monomeric anthocyanins in fresh ‘Obsidian’ and ‘Triple Crown’ blackberries hand-harvested in 2012[†]

| | | Fish Emulsion/ Hydrolysate Blend | Soy Meal | Processed Poultry Litter |
|-----------------------------|----------------|-------------------------------------|-----------------|-----------------------------|
| TPC (mg GAE/g) [‡] | | | | |
| Obsidian | Early Harvest | A 3.31 ± 0.08 a | B 3.86 ± 0.10 a | B 4.05 ± 0.21 a |
| | Middle Harvest | A 4.21 ± 0.02 a | B 5.55 ± 0.15 b | A 4.30 ± 0.15 b |
| | Late Harvest | A 4.85 ± 0.23 c | B 4.59 ± 0.06 c | C 3.54 ± 0.11 c |
| Triple Crown | Early Harvest | A 3.03 ± 0.07 a | B 3.76 ± 0.14 a | C 3.42 ± 0.06 a |
| | Middle Harvest | A 2.96 ± 0.07 a | B 3.81 ± 0.09 a | C 4.39 ± 0.12 b |
| | Late Harvest | A 3.55 ± 0.18 b | B 2.89 ± 0.05 b | C 2.71 ± 0.05 c |
| TMA (mg/g) [‡] | | | | |
| Obsidian | Early Harvest | A 2.28 ± 0.11 a | A 2.51 ± 0.14 a | A 2.45 ± 0.11 a |
| | Middle Harvest | A 3.16 ± 0.20 b | B 3.51 ± 0.24 b | C 3.10 ± 0.19 b |
| | Late Harvest | A 3.17 ± 0.22 b | B 3.11 ± 0.21 c | B 2.56 ± 0.16 a |
| Triple Crown | Early Harvest | A 1.89 ± 0.00 a | A 1.93 ± 0.08 a | A 2.08 ± 0.08 a |
| | Middle Harvest | A 2.39 ± 0.08 b | B 2.10 ± 0.03 b | B 2.14 ± 0.04 a |
| | Late Harvest | A 2.65 ± 0.02 b | A 2.57 ± 0.03 c | B 2.57 ± 0.05 b |

TPC: total phenolic content, TMA: total monomeric anthocyanins

[†] Mean values ± S.D, n=3. Values preceded with the same capital letters (A-C) within the same row of a given table are not statistically different ($\alpha \leq 0.05$).

[‡] Within a given cultivar, values followed with the same lowercase letters (a-c) within the same column of a given table are not statistically different ($\alpha \leq 0.05$).

Table 3.4 Antioxidant capacity at harvest for cultivars ‘Obsidian’ and ‘Triple Crown’, 2012 harvest

| | | Fish Emulsion/ Hydrolysate Blend | Soy Meal | Processed Poultry Litter |
|--|----------------|-------------------------------------|--------------------|-----------------------------|
| DPPH (mg AAE/g) ^{†‡} | | | | |
| Obsidian | Early Harvest | A 8.44 ± 0.75 a | A 8.77 ± 0.52 a | A 7.78 ± 0.21 a |
| | Middle Harvest | A 9.94 ± 1.04 a | A 10.84 ± 0.13 b | A 9.26 ± 0.15 b |
| | Late Harvest | A 10.01 ± 0.31 a | A 9.20 ± 0.90 a | A 8.98 ± 0.11 c |
| Triple Crown | Early Harvest | A 6.96 ± 0.29 a | A 6.63 ± 1.18 a | A 6.68 ± 0.06 a |
| | Middle Harvest | A 6.61 ± 0.28 a | A 7.61 ± 0.58 a | A 7.98 ± 0.12 b |
| | Late Harvest | A 7.70 ± 0.68 a | A 6.80 ± 0.47 a | A 6.63 ± 0.05 c |
| ORAC (μMol TE/g) ^{†*#} | | | | |
| Obsidian | Early Harvest | A 289.52 ± 22.57 a | B 427.86 ± 27.86 a | B 392.54 ± 0.11 a |
| | Middle Harvest | A 380.48 ± 9.79 b | B 501.69 ± 0.51 b | A 416.80 ± 0.19 b |
| | Late Harvest | A 763.73 ± 18.39 c | B 717.15 ± 55.05 c | C 591.50 ± 0.16 a |
| Triple Crown | Early Harvest | A 467.42 ± 36.00 a | A 446.88 ± 5.89 a | A 427.55 ± 0.08 a |
| | Middle Harvest | A 362.66 ± 12.78 b | B 403.50 ± 12.65 b | A 387.89 ± 0.04 a |
| | Late Harvest | A 253.09 ± 5.69 c | A 268.04 ± 24.43 c | A 253.71 ± 0.05 b |
| FRAP (μMol Fe ²⁺ /g) ^{‡*#} | | | | |
| Obsidian | Early Harvest | A 753.51 ± 0.06 a | A 791.71 ± 0.00 a | A 767.75 ± 6.60 a |
| | Middle Harvest | A 596.05 ± 60.21 b | B 727.32 ± 11.85 b | A 649.29 ± 2.05 b |
| | Late Harvest | A 709.10 ± 6.39 a | A 680.87 ± 34.27 b | B 622.75 ± 5.66 b |
| Triple Crown | Early Harvest | A 521.53 ± 4.35 a | B 588.15 ± 3.04 a | A 534.38 ± 1.06 a |
| | Middle Harvest | A 489.67 ± 3.06 b | B 548.21 ± 13.17 b | C 600.98 ± 9.18 b |
| | Late Harvest | A 646.48 ± 13.73 c | B 574.66 ± 10.10 a | B 559.62 ± 5.37 c |

DPPH: radical scavenging activity by the 2,2-diphenyl-1-picrylhydrazyl colorimetric method;
 ORAC: Oxygen radical absorbance capacity; FRAP: Ferric reducing antioxidant power

[†] Mean values ± S.D, n=3

[‡] Mean values ± S.D, n=2.

* Values preceded with the same capital letters (A-C) within the same row of a given table are not statistically different ($\alpha \leq 0.05$).

Within a given variety, values followed with the same lowercase letters (a-c) within the same column of a given table are not statistically different ($\alpha \leq 0.05$).

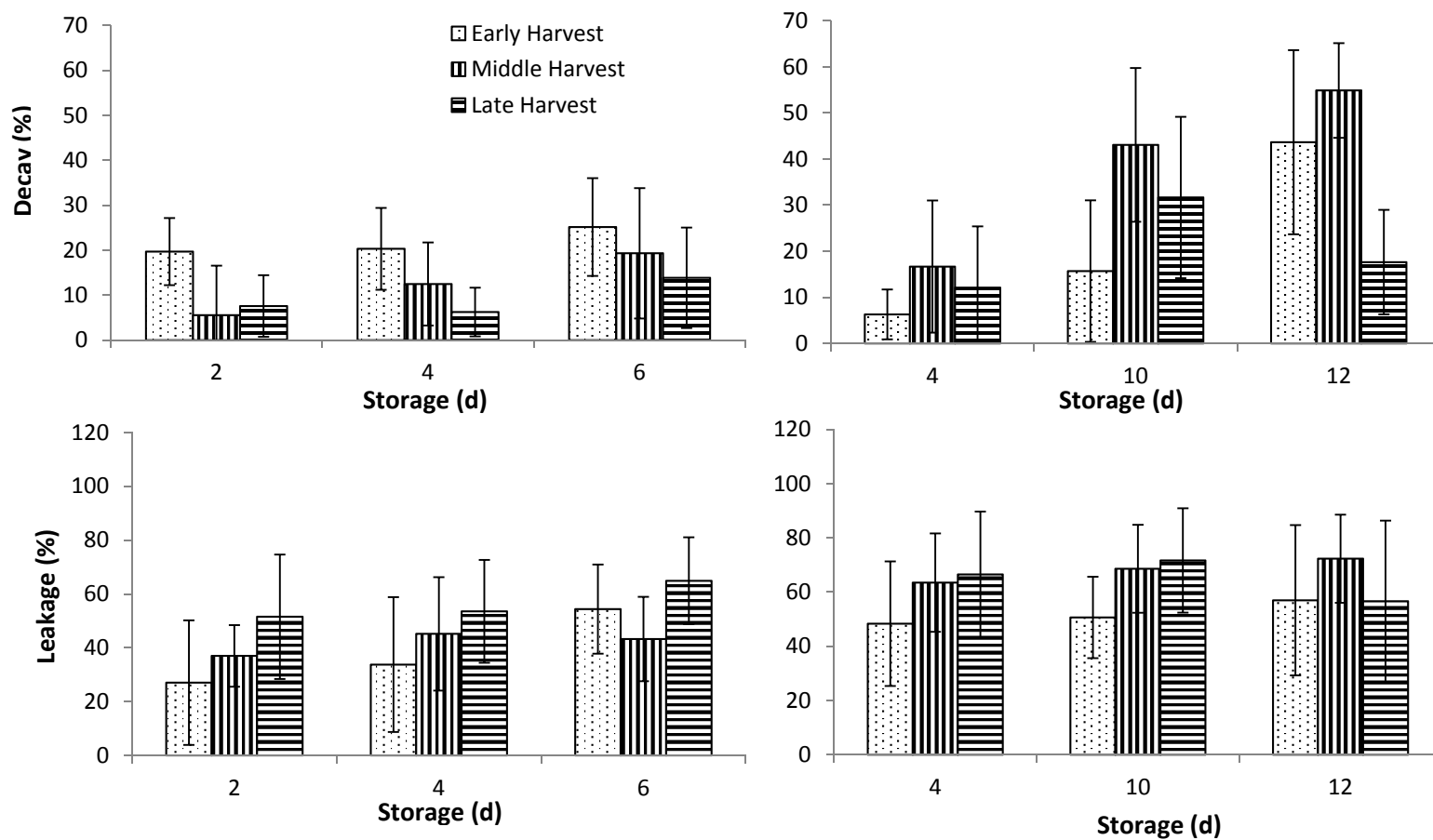


Fig. 3.1 Effects of harvest date and refrigerated storage on the decay and leakage rate of two blackberry cultivars: 'Obsidian' (left side) and 'Triple Crown' (right side), 2012 harvest.

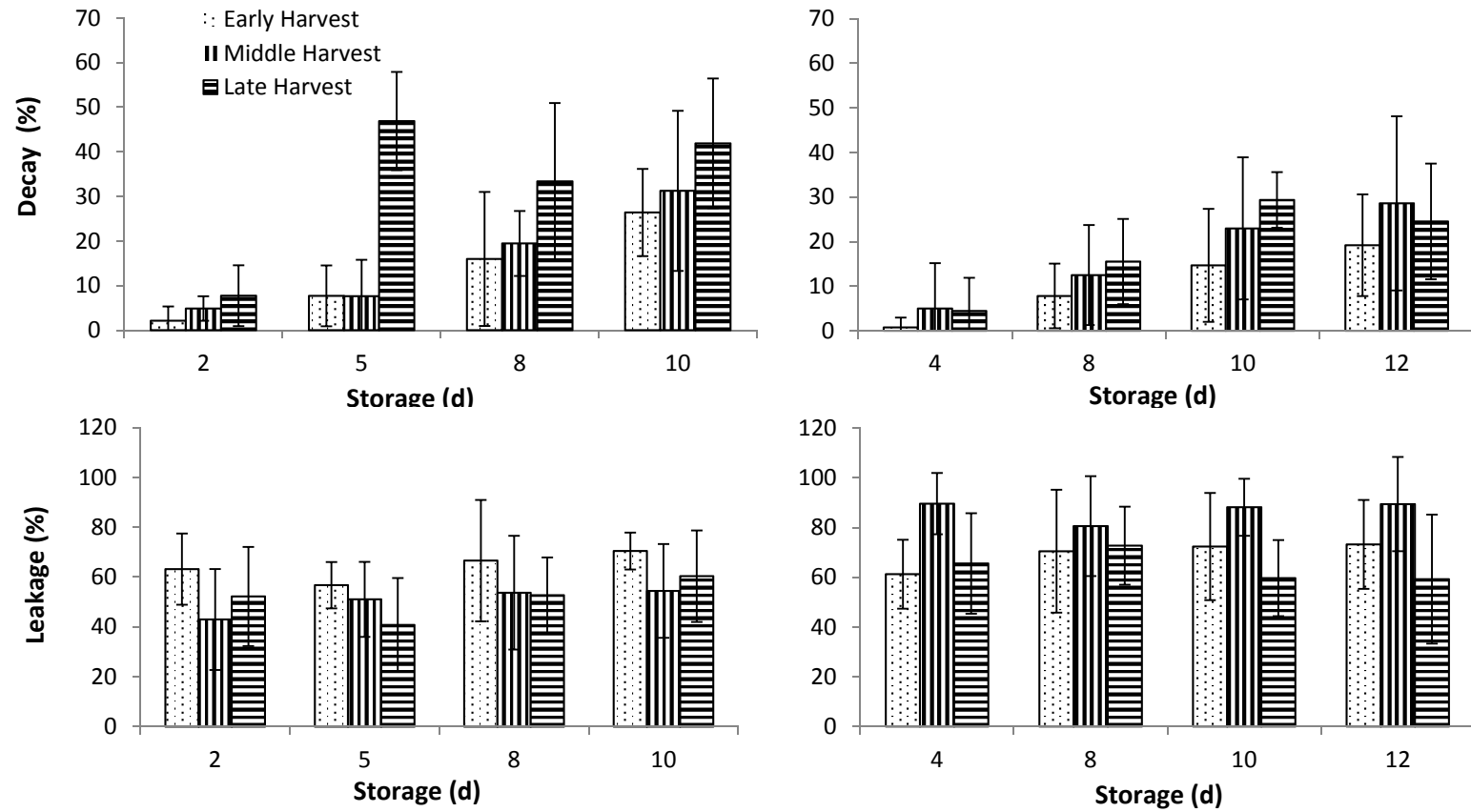


Fig. 3.2 Effects of harvest date and refrigerated storage on the decay and leakage rate of two blackberry cultivars: 'Obsidian' (left side) and 'Triple Crown' (right side), 2013 harvest.

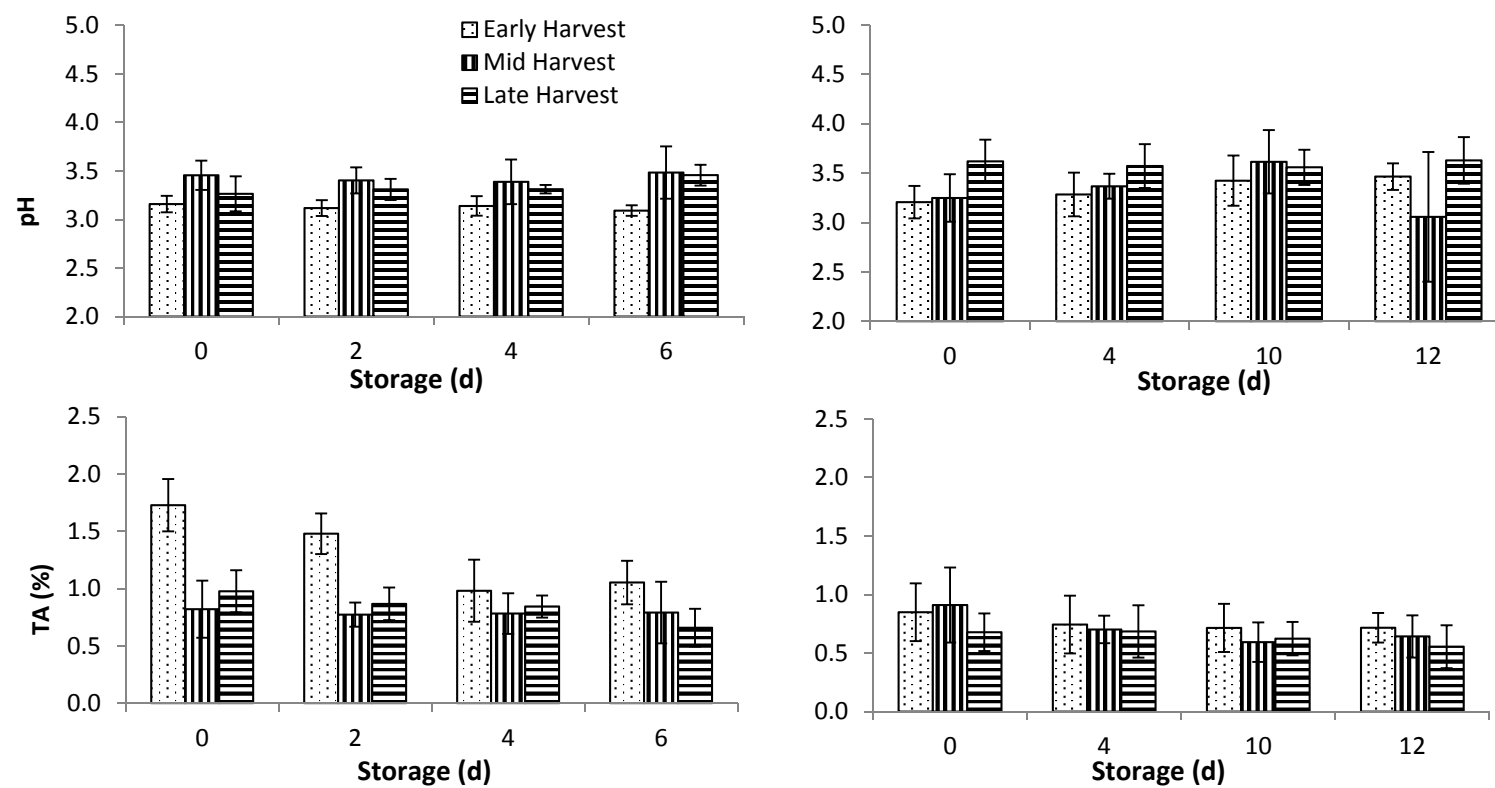


Fig. 3.3 Effects of harvest date and refrigerated storage on pH and titratable acidity of two blackberry cultivars: 'Obsidian' (left side) and 'Triple Crown' (right side), 2012 harvest.

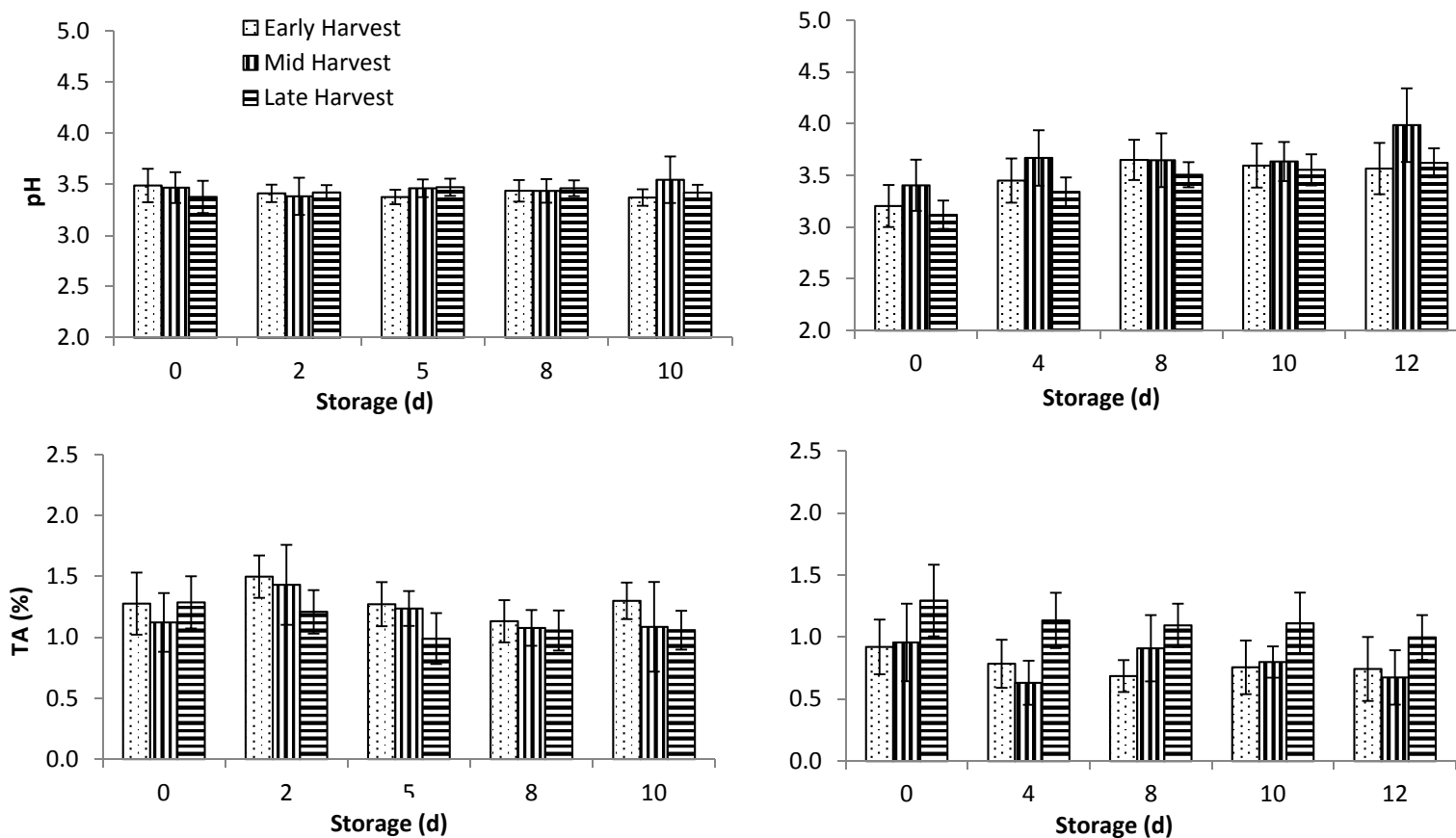


Fig. 3.4 Effects of harvest date and refrigerated storage on pH and titratable acidity of two blackberry cultivars: ‘Obsidian’ (left side) and ‘Triple Crown’ (right side), 2013 harvest.

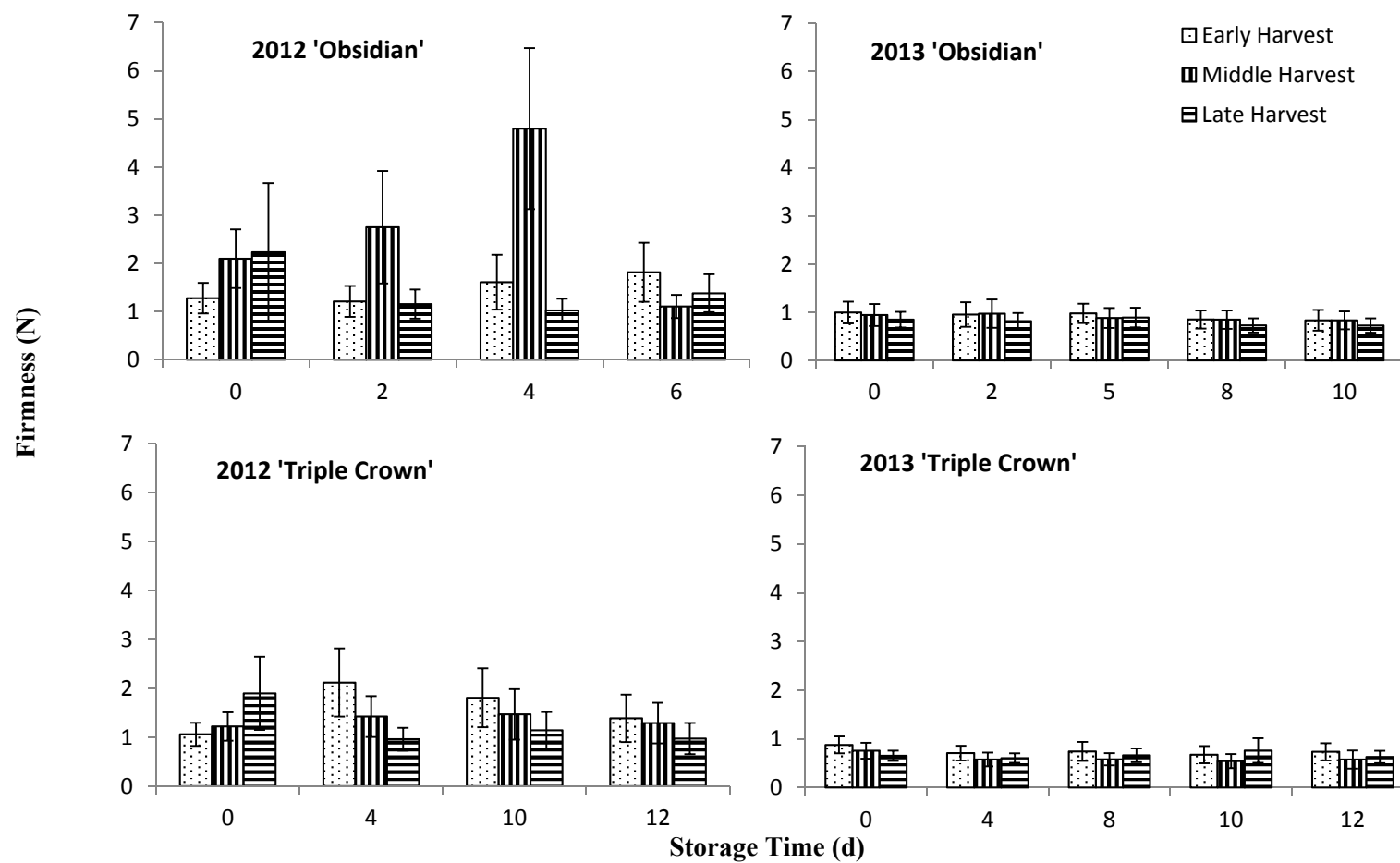


Fig. 3.5 Effect of different harvest date and refrigerated storage on the firmness of two blackberry cultivars: 'Obsidian' and 'Triple Crown' at 2012 and 2013 harvest.

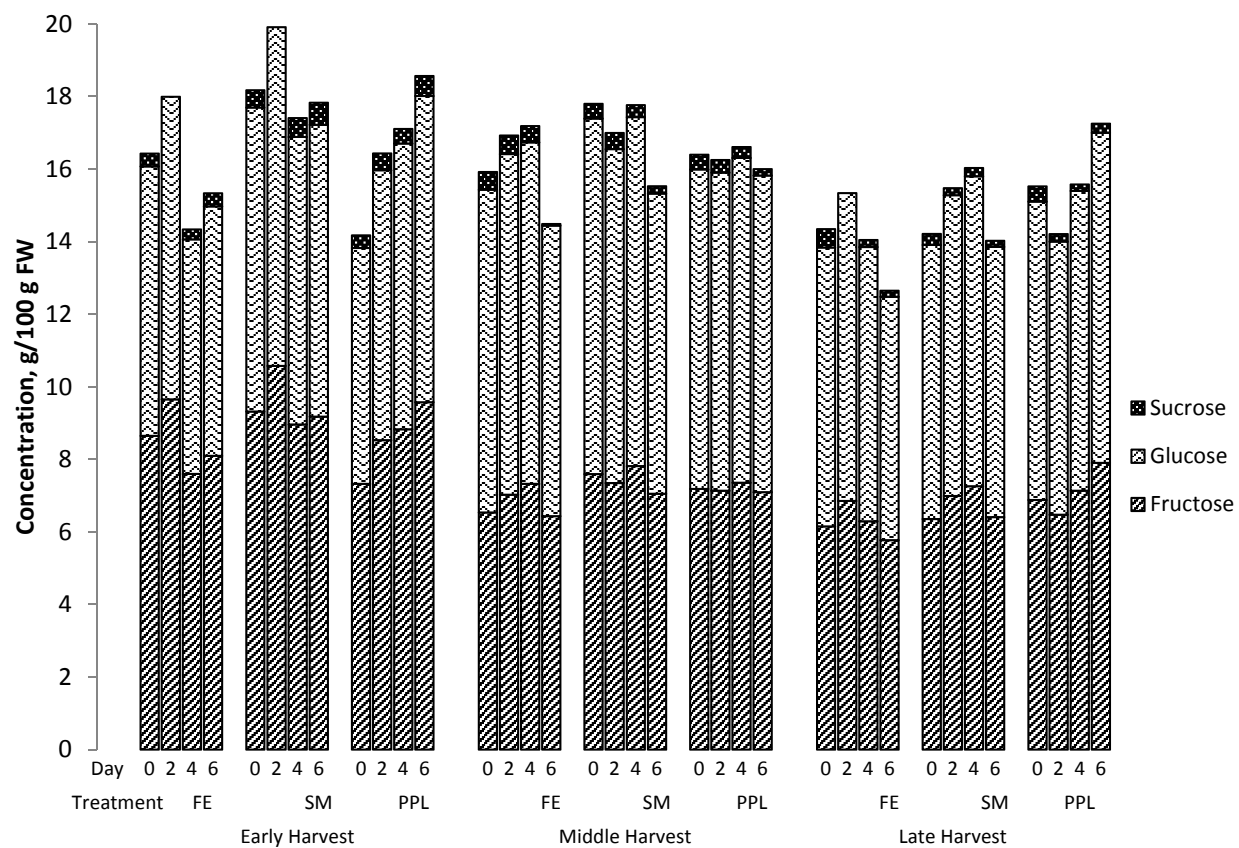


Fig. 3.6 Sugar profile of 'Obsidian', expressed in total concentration, 2012 harvest. FE: blend of fish emulsion and fish hydrolyzate, SM: soy meal; PPL: processed poultry litter.

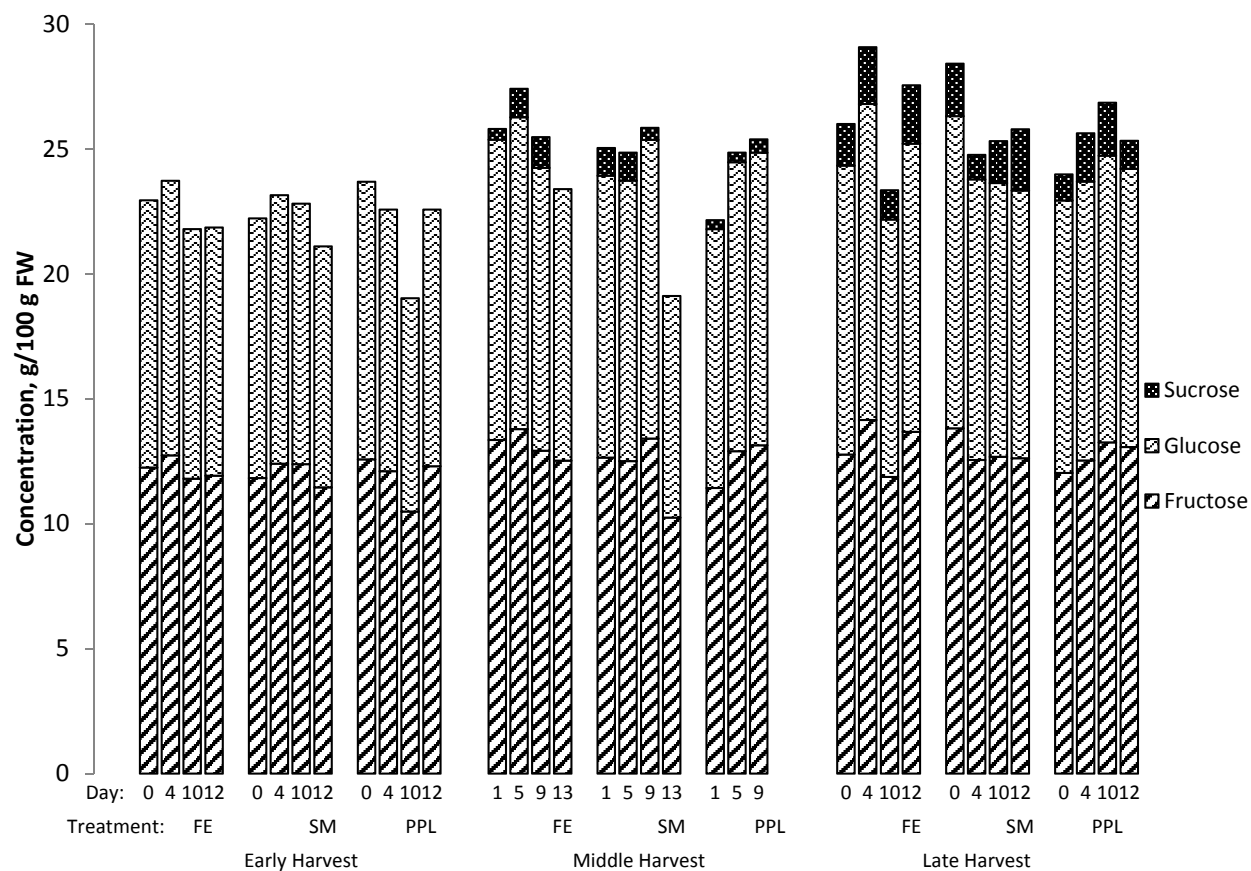


Fig. 3.7 Sugar profile of 'Triple Crown', expressed in total concentration, 2012 harvest. FE: blend of fish emulsion and fish hydrolyzate, SM: soy meal; PPL: processed poultry litter.

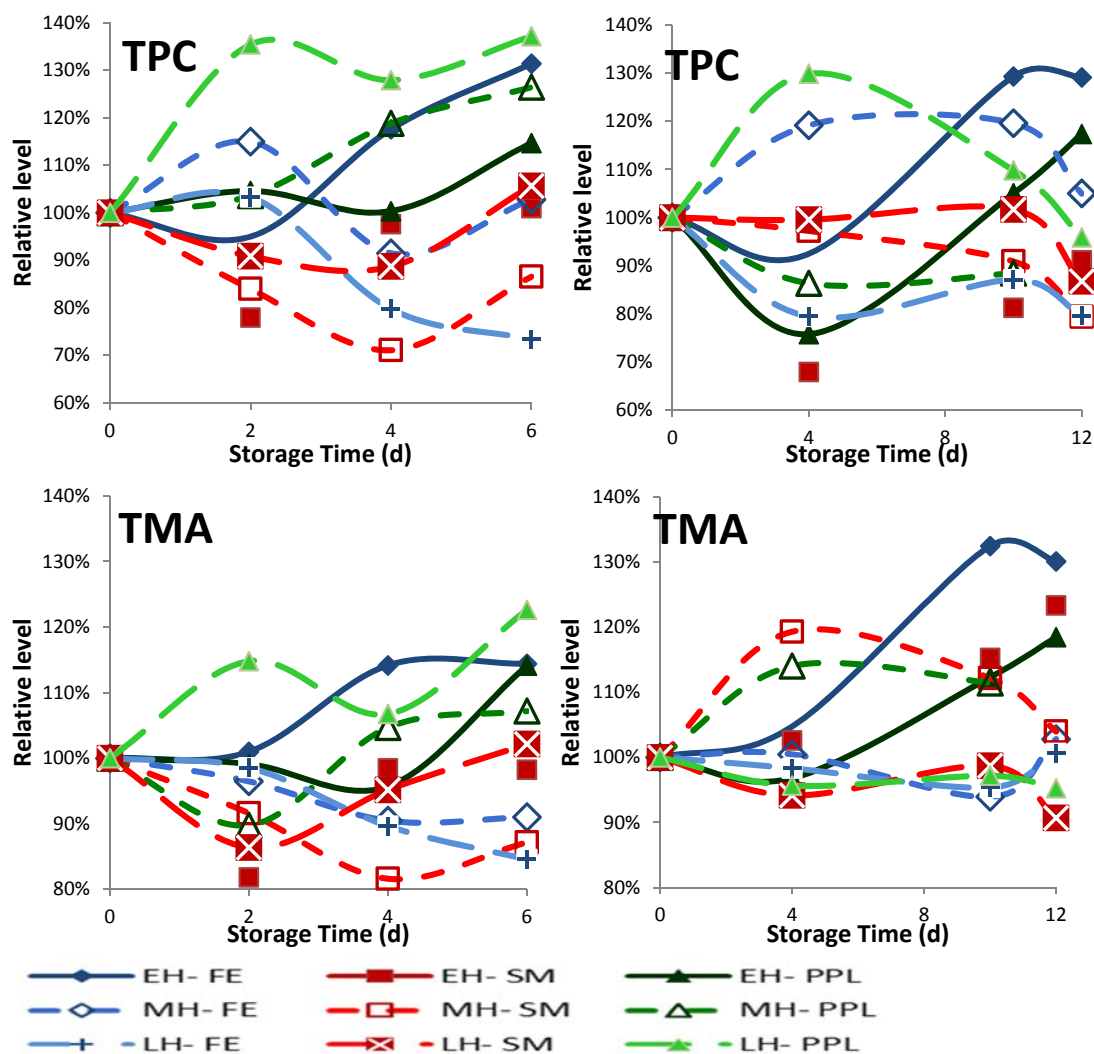


Fig. 3.8 Relative phenolic content and monomeric anthocyanins during storage of two blackberry cultivars: 'Obsidian' (left) and 'Triple Crown' (right), 2012 harvest. FE: blend of fish emulsion and fish hydrolyzate, SM: soy meal; PPL: processed poultry litter.

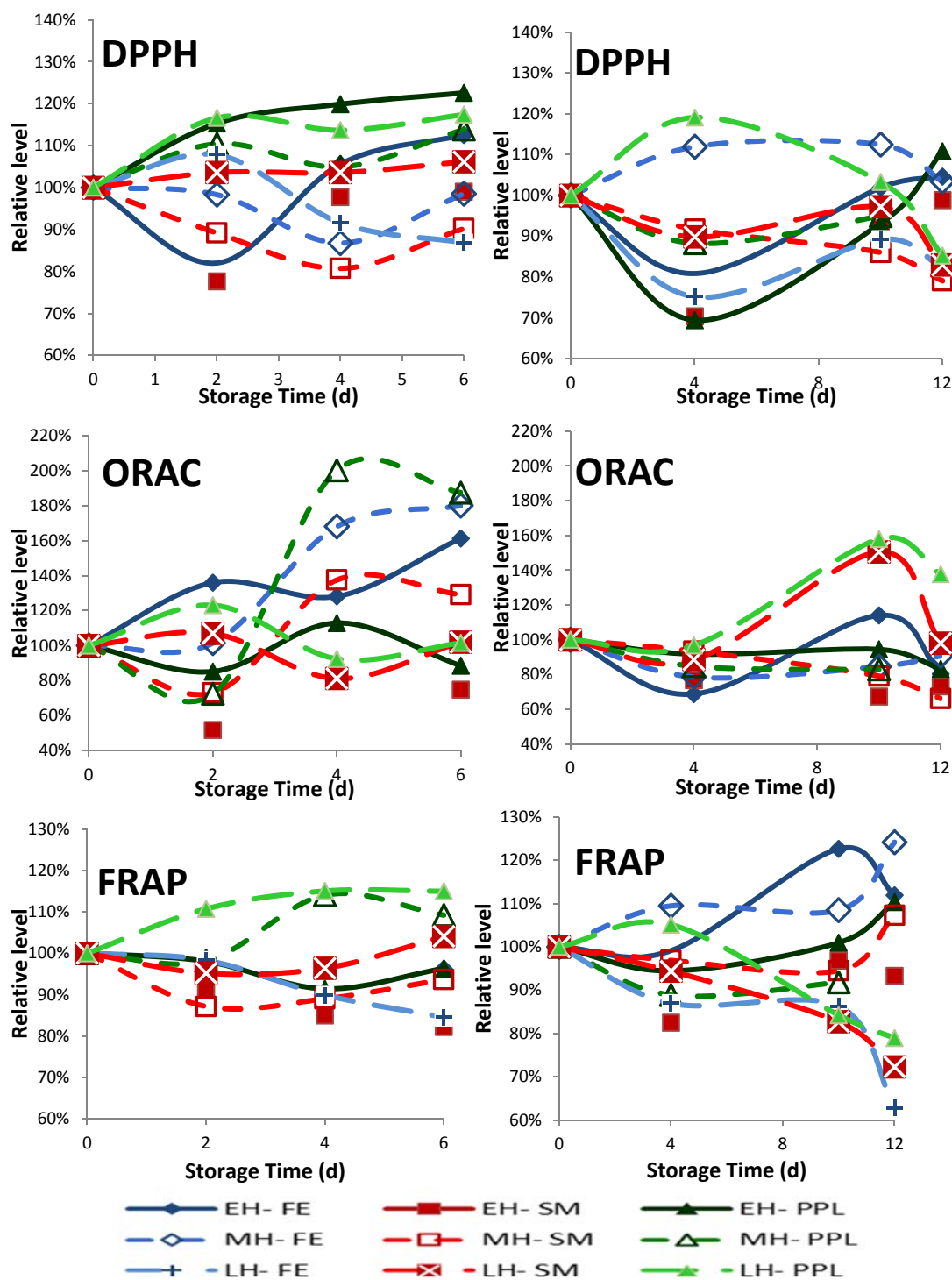


Fig. 3.9 Relative antioxidant potential by three methods (DPPH, ORAC and FRAP) during storage of two blackberry cultivars: 'Obsidian' (left) and 'Triple Crown' (right), 2012 harvest. FE: blend of fish emulsion and fish hydrolyzate, SM: soy meal; PPL: processed poultry litter.

References

- Akhavan I, Wrolstad RE (1980) Variation of Sugars and Acids During Ripening of Pears and in the Production and Storage of Pear Concentrate. *J Food Sci* 45 (3):499-501. doi:10.1111/j.1365-2621.1980.tb04085.x
- Al-Kharusi LM, Elmardi MO, Ali A, Al-Said FA-J, Abdelbasit KM, Al-Rawahi S (2009) Effect of mineral and organic fertilizers on the chemical characteristics and quality of date fruits. *Int J Agri Bio* 11:290-296
- Ali L, Svensson B, Alsanius BW, Olsson ME (2011) Late season harvest and storage of *Rubus* berries—Major antioxidant and sugar levels. *Scientia Hort* 129 (3):376-381. doi:<http://dx.doi.org/10.1016/j.scienta.2011.03.047>
- Asami DK, Hong Y-J, Barrett DM, Mitchell AE (2003) Comparison of the Total Phenolic and Ascorbic Acid Content of Freeze-Dried and Air-Dried Marionberry, Strawberry, and Corn Grown Using Conventional, Organic, and Sustainable Agricultural Practices. *J Agric Food Chem* 51 (5):1237-1241. doi:10.1021/jf020635c
- Barth MM, Zhou CEN, Mercier J, Payne FA (1995) Ozone Storage Effects on Anthocyanin Content and Fungal Growth in Blackberries. *J Food Sci* 60 (6):1286-1288. doi:10.1111/j.1365-2621.1995.tb04575.x
- Basiouny FM (1995) Ethylene evolution and quality of blackberry fruit as influenced by harvest time and storage intervals. *Acta Hort* 398:195-204
- Beckles DM (2012) Factors affecting the postharvest soluble solids and sugar content of tomato (*Solanum lycopersicum* L.) fruit. *Postharvest Biol Technol* 63 (1):129-140. doi:<http://dx.doi.org/10.1016/j.postharvbio.2011.05.016>
- Ben-Yehoshua S (1987) Transpiration, water stress, and gas exchange. In: Weichmann J (ed) *Postharvest physiology of vegetables*, vol 1987. Marcel Dekker, New York, pp 113-170
- Benzie IFF, Strain JJ (1996) The Ferric Reducing Ability of Plasma (FRAP) as a Measure of “Antioxidant Power”: The FRAP Assay. *Anal Biochem* 239 (1):70-76. doi:<http://dx.doi.org/10.1006/abio.1996.0292>
- Berry PM, Sylvester-Bradley R, Philipps L, Hatch DJ, Cuttle SP, Rayns FW, Gosling P (2002) Is the productivity of organic farms restricted by the supply of available nitrogen? *Soil Use and Management* 18:248-255. doi:10.1111/j.1475-2743.2002.tb00266.x
- Brand-Williams W, Cuvelier ME, Berset C (1995) Use of a free radical method to evaluate antioxidant activity. *LWT - Food Sci and Tech* 28 (1):25-30. doi:[http://dx.doi.org/10.1016/S0023-6438\(95\)80008-5](http://dx.doi.org/10.1016/S0023-6438(95)80008-5)
- Bryant JP, Chapin FS, III, Reichardt PB, Clausen TP (1987) Response of winter chemical defense in Alaska paper birch and green alder to manipulation of plant carbon/nutrient balance. *Oecologia* 72 (4):510-514. doi:10.1007/bf00378975
- Bulluck LR, Brosius M, Evanylo GK, Ristaino JB (2002) Organic and synthetic fertility amendments influence soil microbial, physical and chemical properties

- on organic and conventional farms. *Appl Soil Eco* 19 (2):147-160.
doi:[http://dx.doi.org/10.1016/S0929-1393\(01\)00187-1](http://dx.doi.org/10.1016/S0929-1393(01)00187-1)
- Cao G, Alessio HM, Cutler RG (1993) Oxygen-radical absorbance capacity assay for antioxidants. *Free Radical Biol Med* 14 (3):303-311.
doi:[http://dx.doi.org/10.1016/0891-5849\(93\)90027-R](http://dx.doi.org/10.1016/0891-5849(93)90027-R)
- Christensen LP, Bianchi ML, Peacock WL, Hirschfelt DJ (1994) Effect of nitrogen fertilizer timing and rate on inorganic nitrogen status, fruit composition, and yield of grapevines. *Am J Enol and Vit* 45 (4):377-387
- Close DC, McArthur C (2002) Rethinking the role of many plant phenolics – protection from photodamage not herbivores? *Oikos* 99 (1):166-172.
doi:10.1034/j.1600-0706.2002.990117.x
- Cordenunsi BR, Genovese MI, Oliveira do Nascimento JR, Aymoto Hassimotto NM, José dos Santos R, Lajolo FM (2005) Effects of temperature on the chemical composition and antioxidant activity of three strawberry cultivars. *Food Chem* 91 (1):113-121. doi:<http://dx.doi.org/10.1016/j.foodchem.2004.05.054>
- Crisosto CH, Mitchell FG, Johnson S (1995) Factors in fresh market stone fruit quality. *Postharvest News Info* 6 (2):17-21
- Dat J, Vandenabeele S, Vranová E, Van Montagu M, Inzé* D, Van Breusegem F (2000) Dual action of the active oxygen species during plant stress responses. *Cell Mol Life Sci* 57 (5):779-795. doi:10.1007/s000180050041
- Dris R, Niskanen R, Fallahi E (1998) Nitrogen and calcium nutrition and fruit quality of commercial apple cultivars grown in Finland. *J Plant Nutr* 21 (11):2389-2402. doi:10.1080/01904169809365572
- Duan J, Wu R, Strik BC, Zhao Y (2011) Effect of edible coatings on the quality of fresh blueberries (Duke and Elliott) under commercial storage conditions. *Postharvest Biol Technol* 59 (1):71-79.
doi:<http://dx.doi.org/10.1016/j.postharvbio.2010.08.006>
- Eaves C, Lockhart C, Stark R, Craig D (1972) Influence of preharvest sprays of calcium salts and wax on fruit quality of red raspberry. *Amer Soc Hort Sci J*
- Fan-Chiang H-j (1999) Anthocyanin Pigment, Nonvolatile Acid and Sugar Composition of Blackberries. Oregon State University, Corvallis, Oregon
- Fan-Chiang H-J, Wrolstad RE (2005) Anthocyanin Pigment Composition of Blackberries. *J Food Sci* 70 (3):C198-C202. doi:10.1111/j.1365-2621.2005.tb07125.x
- Felsot AS, Rosen JD (2004) Comment on comparison of the total phenolic and ascorbic acid content of freeze-dried and air-dried marionberry, strawberry, and corn grown using conventional, organic, and sustainable agricultural practices. *J Agric Food Chem* 52 (1):146-149
- Fernandez-Salvador J, Strik B, Bryla D Impact of Organic Fertilizer Source on the Yield and Quality of Blackberry Cultivars – Results from a Grower-Cooperator Trial. In: *Proceedings of the North American Berry Conference*, Portland, OR, Jan. 27-30, 2013. 2013. North American Raspberry & Blackberry Association Pittsboro, NC,

- Finn CE, Yorgey BM, Strik BC, Hall HK, Martin RR, Qian M (2005) 'Black Diamond' thornless trailing blackberry. *HortSci* 40 (7):2175
- Fisk CL, Silver AM, Strik BC, Zhao Y (2008) Postharvest quality of hardy kiwifruit (*Actinidia arguta* 'Ananasnaya') associated with packaging and storage conditions. *Postharvest Biol Technol* 47 (3):338-345.
doi:<http://dx.doi.org/10.1016/j.postharvbio.2007.07.015>
- Fontvieille AM, Faurion A, Helal I, Rizkalla SW, Falgon S, Letanoux M, Tchobroutsky G, Slama G (1989) Relative sweetness of fructose compared with sucrose in healthy and diabetic subjects. *Diab Care* 12 (7):481-486
- Gaskell M, Smith R (2007) Nitrogen sources for organic vegetable crops. *HortTech* 17 (4):431-441
- Giusti MM, Wrolstad RE (2001) Characterization and measurement of anthocyanins by UV-visible spectroscopy. In: Wrolstad RE (ed) *Current Protocols in Food Analytical Chemistry*. John Wiley & Sons, Inc., New Jersey, pp F1.2.1-F1.2.13
- Griffiths AM, Cook DM, Eggett DL, Christensen MJ (2012) A retail market study of organic and conventional potatoes (*Solanum tuberosum*): mineral content and nutritional implications. *Int J Food Sci Nutr* 63 (4):393-401.
doi:10.3109/09637486.2011.629602
- Gutser R, Ebertseder T, Weber A, Schraml M, Schmidhalter U (2005) Short-term and residual availability of nitrogen after long-term application of organic fertilizers on arable land. *J Plant Nutr Soil Sci* 168 (4):439-446.
doi:10.1002/jpln.200520510
- Györe-Kis G, Deák K, Lugasi A, Csúr-Vargaa A, Helyes L (2012) Comparison of conventional and organic tomato yield from a three-year-term experiment. *Acta Alimentaria* 41 (4):486-493. doi:10.1556/AAlim.41.2012.4.10
- Hagiwara A, Miyashita K, Nakanishi T, Sano M, Tamano S, Kadota T, Koda T, Nakamura M, Imaida K, Ito N, Shirai T (2001) Pronounced inhibition by a natural anthocyanin, purple corn color, of 2-amino-1-methyl-6-phenylimidazo[4,5-b]pyridine (PhIP)-associated colorectal carcinogenesis in male F344 rats pretreated with 1,2-dimethylhydrazine. *Cancer Lett* 171 (1):17-25. doi:[http://dx.doi.org/10.1016/S0304-3835\(01\)00510-9](http://dx.doi.org/10.1016/S0304-3835(01)00510-9)
- Hallmann E (2012) The influence of organic and conventional cultivation systems on the nutritional value and content of bioactive compounds in selected tomato types. *J Sci Food Agric* 92 (14):2840-2848. doi:10.1002/jsfa.5617
- Halvorsen BL, Holte K, Myhrstad MCW, Barikmo I, Hvattum E, Remberg SF, Wold A-B, Haffner K, Baugerød H, Andersen LF, Moskaug Ø, Jacobs DR, Blomhoff R (2002) A Systematic Screening of Total Antioxidants in Dietary Plants. *J Nutr* 132 (3):461-471
- Harkins RH, Strik BC, Bryla DR (2013) Weed Management Practices for Organic Production of Trailing Blackberry: I. Plant Growth and Early Fruit Production. *HortSci* 48 (9):1139-1144
- Iason GR, Hartley SE, Duncan AJ (1993) Chemical composition of *Calluna vulgaris* (Ericaceae): Do responses to fertilizer vary with phenological stage? *Biochem*

- Syst Ecol 21 (3):315-321. doi:[http://dx.doi.org/10.1016/0305-1978\(93\)90023-K](http://dx.doi.org/10.1016/0305-1978(93)90023-K)
- Ingalsbe DW, Carter GH, Neubert AM (1965) Fruit Pigment Measurement, Anthocyanin Pigments as a Maturity Index for Processing Dark Sweet Cherries and Purple Plums. *J Agric Food Chem* 13 (6):580-584. doi:10.1021/jf60142a027
- Joo M, Lewandowski N, Auras R, Harte J, Almenar E (2011) Comparative shelf life study of blackberry fruit in bio-based and petroleum-based containers under retail storage conditions. *Food Chem* 126 (4):1734-1740. doi:<http://dx.doi.org/10.1016/j.foodchem.2010.12.071>
- Kafkas E, Koşar M, Türemiş N, Başer KHC (2006) Analysis of sugars, organic acids and vitamin C contents of blackberry genotypes from Turkey. *Food Chem* 97 (4):732-736. doi:10.1016/j.foodchem.2005.09.023
- Kähkönen MP, Heinämäki J, Ollilainen V, Heinonen M (2003) Berry anthocyanins: isolation, identification and antioxidant activities. *J Sci Food Agric* 83 (14):1403-1411. doi:10.1002/jsfa.1511
- Kalt W, Forney CF, Martin A, Prior RL (1999) Antioxidant Capacity, Vitamin C, Phenolics, and Anthocyanins after Fresh Storage of Small Fruits. *J Agric Food Chem* 47 (11):4638-4644. doi:10.1021/jf990266t
- Kang S-Y, Seeram NP, Nair MG, Bourquin LD (2003) Tart cherry anthocyanins inhibit tumor development in ApcMin mice and reduce proliferation of human colon cancer cells. *Cancer Lett* 194 (1):13-19. doi:[http://dx.doi.org/10.1016/S0304-3940\(02\)00583-9](http://dx.doi.org/10.1016/S0304-3940(02)00583-9)
- Kuepper GL, Born H, Bachmann J (2003) Organic culture of bramble fruits. National Sustainable Agricultural Information Service, ATTRA, Publication# IP022
- Macoris MS, De Marchi R, Janzanti NS, Monteiro M (2012) The influence of ripening stage and cultivation system on the total antioxidant activity and total phenolic compounds of yellow passion fruit pulp. *J Sci Food Agric* 92 (9):1886-1891. doi:10.1002/jsfa.5556
- Mitchell AE, Barrett DM (2004) Rebuttal on comparison of the total phenolic and ascorbic acid content of freeze-dried and air-dried marionberry, strawberry, and corn grown using conventional, organic, and sustainable agricultural practices. *J Agric Food Chem* 52 (1):150-152
- Moyer RA, Hummer KE, Finn CE, Frei B, Wrolstad RE (2001) Anthocyanins, Phenolics, and Antioxidant Capacity in Diverse Small Fruits: Vaccinium, Rubus, and Ribes. *J Agric Food Chem* 50 (3):519-525. doi:10.1021/jf011062r
- Mworia EG, Yoshikawa T, Salikon N, Oda C, Asiche WO, Yokotani N, Abe D, Ushijima K, Nakano R, Kubo Y (2012) Low-temperature-modulated fruit ripening is independent of ethylene in ‘Sanuki Gold’kiwifruit. *J Exp Bot* 63 (2):963-971
- Naraguma J, Clark JR (1998) Effect of nitrogen fertilization on ‘Arapaho’ Thornless blackberry. *Commun Soil Sci Plant Anal* 29 (17-18):2775-2783. doi:10.1080/00103629809370152

- Obrenovich M, Li Y, Parvathaneni K, B. Yendluri B, H. Palacios H, Leszek J, Aliev G (2011) Antioxidants in Health, Disease and Aging. *CNS & Neurological Disorders - Drug Targets* (Formerly *Current Drug Targets* 10 (2):192-207. doi:10.2174/187152711794480375
- OTA (2011) Seventy-eight percent of U.S. families say they purchase organic foods. Organic Trade Association.
http://www.organicnewsroom.com/2011/11/seventyeight_percent_of_us_fam.html.
- Pérez-Ilzarbe J, Hernández T, Estrella I, Vendrell M (1997) Cold storage of apples (cv. Granny Smith) and changes in phenolic compounds. *Z Lebensm Unters Forsch* 204 (1):52-55. doi:10.1007/s002170050036
- Perkins-Veazie P, Clark J, Huber D, Baldwin E (2000) Ripening Physiology in 'Navaho' Thornless Blackberries: Color, Respiration, Ethylene Production, Softening, and Compositional Changes. *J Am Soc Hort Sci* 125 (3):357-363
- Perkins-Veazie P, Collins J, Clark J (1996) Cultivar and maturity affect postharvest quality of fruit from erect blackberries. *HortSci* 31 (2):258-261
- Perkins-Veazie P, Collins J, Clark J (1997) Quantifying Loss of Firmness in Blackberries. *HortSci* 32 (4):598-598
- Perkins-Veazie P, Collins J, Clark J (1999) SHELF-LIFE AND QUALITY OF 'NAVAHO' AND 'SHAWNEE' BLACKBERRY FRUIT STORED UNDER RETAIL STORAGE CONDITIONS. *J Food Qual* 22 (5):535-544
- Perkins Veazie P, Collins JK (2002) Quality of erect-type blackberry fruit after short intervals of controlled atmosphere storage. *Postharvest Biol Technol* 25 (2):235-239. doi:[http://dx.doi.org/10.1016/S0925-5214\(02\)00025-X](http://dx.doi.org/10.1016/S0925-5214(02)00025-X)
- Qian M (2006) Objective flavor comparison of Oregon strawberries and those from other climatic conditions: Progress Report FY 2004–2005. . Oregon Strawberry Commission,
- Reddy AR, Chaitanya KV, Vivekanandan M (2004) Drought-induced responses of photosynthesis and antioxidant metabolism in higher plants. *J Plant Physiol* 161 (11):1189-1202. doi:<http://dx.doi.org/10.1016/j.jplph.2004.01.013>
- Reganold JP, Andrews PK, Reeve JR, Carpenter-Boggs L, Schadt CW, Alldredge JR, Ross CF, Davies NM, Zhou J (2010) Fruit and Soil Quality of Organic and Conventional Strawberry Agroecosystems. *PLoS ONE* 5 (9):e12346. doi:10.1371/journal.pone.0012346
- Rivero RM, Ruiz JM, García PC, López-Lefebvre LR, Sánchez E, Romero L (2001) Resistance to cold and heat stress: accumulation of phenolic compounds in tomato and watermelon plants. *Plant Sci* 160 (2):315-321. doi:[http://dx.doi.org/10.1016/S0168-9452\(00\)00395-2](http://dx.doi.org/10.1016/S0168-9452(00)00395-2)
- Robertson JA, Meredith FI, Lyon BG, Chapman GW, Sherman WB (1992) Ripening and Cold Storage Changes in the Quality Characteristics of Nonmelting Clingstone Peaches (FLA 9-20C). *J Food Sci* 57 (2):462-465. doi:10.1111/j.1365-2621.1992.tb05517.x
- Santos TPd, Lopes CM, Rodrigues ML, #237, lia, Souza CRd, Maroco J, #227, P. o, Pereira J, S. o, Silva JR, Chaves MM (2003) Partial rootzone drying: effects on

- growth and fruit quality of field-grown grapevines (*Vitis vinifera*). *Funct Plant Biol* 30 (6):663-671. doi:<http://dx.doi.org/10.1071/FP02180>
- Sellappan S, Akoh CC, Krewer G (2002) Phenolic Compounds and Antioxidant Capacity of Georgia-Grown Blueberries and Blackberries. *J Agric Food Chem* 50 (8):2432-2438. doi:10.1021/jf011097r
- Shallenberger RS (1963) Hydrogen Bonding and the Varying Sweetness of the Sugars. *J Food Sci* 28 (5):584-589. doi:10.1111/j.1365-2621.1963.tb00247.x
- Singleton VL, Orthofer R, Lamuela-Raventós RM (1999) Analysis of total phenols and other oxidation substrates and antioxidants by means of folin-ciocalteu reagent. In: Lester P (ed) *Methods in Enzymology*, vol Volume 299. Academic Press, pp 152-178. doi:[http://dx.doi.org/10.1016/S0076-6879\(99\)99017-1](http://dx.doi.org/10.1016/S0076-6879(99)99017-1)
- Siriwoharn T (2001) Characterization of Phenolics in Marion and Evergreen Blackberries. Oregon State University, Corvallis, Oregon
- Siriwoharn T, Wrolstad RE, Finn CE, Pereira CB (2004) Influence of Cultivar, Maturity, and Sampling on Blackberry (*Rubus* L. Hybrids) Anthocyanins, Polyphenolics, and Antioxidant Properties. *J Agric Food Chem* 52 (26):8021-8030. doi:10.1021/jf048619y
- Skupien K, Oszmianski J (2007) The effect of mineral fertilization on nutritive value and biological activity of chokeberry fruit. *Agric and Food Sci* 16 (1):46-55
- Srivastava A (2009) Phenolic Constituents Of Georgia-grown Blackberry Cultivars: Fractionation And Characterization Of Their Antioxidant, Radicalscenting, And Anti-inflammatory Capacities. University of Georgia, Athens, GA
- Strik B, Clark J, Finn C, Banados M (2007) Worldwide Blackberry Production. *HortTech* 17:205-213
- Strik BC A review of nitrogen nutrition of *Rubus*. In: IX International *Rubus* and *Ribes* Symposium 777, 2005. pp 403-410
- Thompson E, Strik BC, Finn CE, Zhao Y, Clark JR (2009) High tunnel versus open field: Management of primocane-fruited blackberry using pruning and tipping to increase yield and extend the fruiting season. *HortSci* 44 (6):1581-1587
- Tucker GA (1993) Introduction. In: Seymour GB, Taylor JE, Tucker GA (eds) *Biochemistry of fruit ripening*. Chapman & Hall, London,
- USDA (2010) Data Products: Organic Production.
- Wang L-S, Hecht SS, Carmella SG, Yu N, Larue B, Henry C, McIntyre C, Rocha C, Lechner JF, Stoner GD (2009) Anthocyanins in Black Raspberries Prevent Esophageal Tumors in Rats. *Cancer Prev Res* 2 (1):84-93. doi:10.1158/1940-6207.capr-08-0155
- Wang SY, Lin S-S (2002) Composts as soil supplement enhanced plant growth and fruit quality of strawberry. *J Plant Nutr* 25 (10):2243-2259
- Wu R, Frei B, Kennedy JA, Zhao Y (2010) Effects of refrigerated storage and processing technologies on the bioactive compounds and antioxidant capacities of 'Marion' and 'Evergreen' blackberries. *LWT - Food Sci and Tech* 43 (8):1253-1264. doi:<http://dx.doi.org/10.1016/j.lwt.2010.04.002>

- Yan Z, Sousa-Gallagher MJ, Oliveira FA (2008) Identification of critical quality parameters and optimal environment conditions of intermediate moisture content banana during storage. *J Food Eng* 85 (2):163-172
- Zhao Z, Jiang W, Cao J, Zhao Y, Gu Y (2006) Effect of cold-shock treatment on chilling injury in mango (*Mangifera indica* L. cv. 'Wacheng') fruit. *J Sci Food Agric* 86 (14):2458-2462. doi:10.1002/jsfa.2640

CHAPTER 4

Influence of Weed Management Practices, Harvest Date and Duration of Freezer Storage on the Physicochemical and Antioxidant Properties of Organic Processed Blackberries

Mingyang Liu^a, George Cavender^a, Deborah Hobbs^b, Balz Frei^b, Yanyun Zhao^a

^a Oregon State University, Department of Food Science and Technology, 100 Wiegand Hall, Corvallis, OR 97331

^b The Linus Pauling Institute, 307 Linus Pauling Science Center | Corvallis, Oregon 97331

ABSTRACT

A study was conducted to determine the effects of different weed management strategies on fruit quality and freezer storage in certified organic blackberry. Fruit were machine-harvested in 2012 from two cultivars of trailing blackberry, 'Marion' and 'Black Diamond'. Both cultivars were grown in plots that were non-weeded, hand-weeded, or covered with landscape fabric (weed mat). The fruit was collected weekly at three times during the harvest season (early, middle, and late harvest) and stored at -20 °C for up to 9 months in a dark freezer. Weed management had no effect on the physicochemical properties of the fruit, including pH, titratable acidity (TA), and total soluble solid content (TSS), but had various effects on the nutraceutical properties. Fruit from the hand-weeded treatment had more total phenolics and monomeric anthocyanins during the early and middle harvest in both cultivars than fruit from the hand-weeded or weed mat treatments. Fruit quality also differed between cultivars. 'Black Diamond' contained more total phenolics, on average, than 'Marion', but had 10% less total phenolics and 24% less total monomeric anthocyanins than 'Marion' when plants were grown with weed mat. Fresh 'Marion' blackberries, on the other hand, had 13% greater oxygen radical absorption capacity (ORAC) and 19% greater ferric reducing ability of plasma (FRAP) than 'Black Diamond' blackberries at harvest. Non-weeded treatment 'Marion' and 'Black Diamond' fruit in early and middle harvest showed significantly increasing total phenolic content during frozen storage. This study provided valuable information about the effect of organic production system on physicochemical and nutraceutical properties of blackberries.

Keywords: Blackberry, organically grown, weed management, harvest date, frozen storage, antioxidant property

Introduction

Organic blackberry production has increased to more than 2500 ha around the world, of which 200 ha was in the United States in 2008 due to the high demanding of organic products (Strik and Finn 2011). It is predicted that the organic blackberry production will continue to increase in the next 10 years due to market demands (Strik and Finn 2011). Many studies have reported the physicochemical and antioxidant properties of conventionally grown blackberries (Lopez-Medina et al. 2000; Siriwoharn et al. 2004; Takeda et al. 2002; Fan-Chiang and Wrolstad 2005), but very little information is available on fruit quality of organic blackberries, especially machine-harvested trailing types.

Weed management is an important factor for plant and fruit production (Pritts and Kelly 2001; Barney et al. 2007). Although blackberry is fairly tolerant of weeds and can be grown commercially without weed control, weed management increases growth and production (Harkins et al. 2013). While numerous herbicides are available for conventional blackberries, hand weeding or landscape fabric, often referred to as weed mat, is typically used for weed control in organic production systems (USDA 2011b). Several studies have reported that weed mat is an effective method for controlling weeds in conventional and organic orchard and blueberry systems (Granatstein and Mullinix 2008; Julian et al. 2012), and it is more effective in terms of growth and yield than hand weeding in trailing blackberry (Harkins et al. 2013, 2014). However, it is unknown how these different weed management strategies affect the fruit quality.

Fresh blackberry fruit are highly perishable and easily damaged during harvest due to their soft tissue and fragile skin. Postharvest storage is also limited as a result of rapid mold growth and high rates of fruit water loss (Joo et al. 2011). Freezing is the most common method of preserving blackberries. The total volume of frozen blackberries produced in the United States in 2012 was approximately 111.5 million pounds. Unlike the fresh berries, frozen blackberries have a long shelf life and retain very good quality. Sousa et al. (2007) reported that there was no difference in sensory firmness between frozen and fresh blackberries. Türkben et al. (2010) found that phenolic compounds such as caffeic acid and quercetin remained at about the same level as fresh blackberries after 6 months of frozen storage, while González et al. (2003) reported that total anthocyanins in frozen Spanish wild blackberry was about the same as fresh blackberries after 12 months of frozen storage.

The objective of the present study was to examine the effect of three weed management strategies, including no weeding, hand weeding, and weed mat on fruit quality in frozen organic blackberries. The fruit were machine-harvested from a certified organic planting and included two common cultivars of trailing blackberry, ‘Marion’ and ‘Black Diamond’.

Material and Methods

Fruit materials

Fruit were machine-harvested using an over-the-row rotary harvester (Littau Harvesters Inc., Stayton, OR) in July 2012 from a certified organic planting of ‘Marion’ and ‘Black Diamond’ blackberry located at the North Willamette Research and Extension Center in Aurora, Oregon, USA. Both cultivars were either non-weeded (NW), hand weeded (HW), or covered with weed mat (WM). Five replicates of each treatment were arranged in a split-plot design with cultivar as main plots and weed management treatments as subplots. See (Harkins et al. 2013) for further details on the experimental design and establishment and management of the planting. Blackberries were collected three times during the harvest period at 1 week intervals, which corresponded to early, middle, and late harvest dates. Once picked, the fruit was immediately packed on ice and transferred back to the Food Science building at Oregon State University in Corvallis, OR. The fruit was then put carefully into Ziploc plastic storage bags and frozen and stored at -20 °C in a dark freezer. Three random subsamples from each treatment were analyzed for physicochemical and antioxidant properties after 0, 6, and 9 months of storage.

Fruit pH, titratable acidity, and total soluble solids

Fruit pH, titratable acidity (TA) and total soluble solids (TSS) were measured following the methods outlined by Fisk et al. (2008). Two individual fruit from each plastic bag were mixed with 9 times of fruit weight of distill water, and blended for 1

min using a 12-speed homogenizer (Osterizer, Jarden Corp., Mexico). The mixture was filtered through filter paper (Whatman International Ltd., Maidstone, England) to remove fat, pectin and other chunk tissues. The filtrate was measured for pH using a digital pH meter (Corning Science Products, Medfield, MA), and TSS using a Kyoto Electronics RA-250HE refractometer (Kyoto Electronics Manufacturing Co., Ltd., Japan). TA was quantified by titrating with 0.1 N aqueous NaOH (Alfa Aesar, Ward Hill, MA) until reaching final pH of 8.2 and reported as percent malic acid equivalent on the fresh weight basis of the fruit.

Fruit extraction for antioxidant assays

The extraction procedure of Wu et al. (2010) was employed with slight modifications. Briefly, fruit samples were quickly frozen with liquid nitrogen, and pulverized into powders using stainless steel blender (Waring Laboratory Science, Torrington, CT). A 15 g of sample powder were extracted by 100% acidified acetone (0.1 mL/L HCl) and then 70% acidified acetone solution (0.1 mL/L HCl) twice. A fixed time ultrasound treatment (90, 300 and 300 s, respectively) was applied after acetone added and then centrifuged (International Equipment Co., USA) at 10,000 g for 15 min. The supernatants were collected and combined together with 150 mL of chloroform and centrifuged to separate the two phases for removing lipophilic components. The aqueous phase was concentrated using a rotary evaporator (Brinkman Instruments, Westbury, NY) at 40 °C. Final extract solution was diluted to 150 mL using deionized (DI) water and stored at -80 °C until the time of assay.

Analysis of total phenolic content (TPC), radical scavenging activity (RSA) and total monomeric anthocyanins (TMA)

TPC was determined using the Folin-Ciocalteu assay as described by (Singleton and Rossi 1965). A 0.5 mL of properly diluted extracts were mixed with 7.5 mL of DI water and 0.5 mL of Folin-Ciocalteu reagent, conditioned at room temperature for 10 min, and then incubated under 40 °C water bath for 20 min with the addition of 3 mL of 20% sodium carbonate solution. The samples were transferred into a 0 °C ice bath for about 3 min until reached room temperature. Absorbance was measured spectrometrically at 765 nm (Model UV160U, Shimadzu Corporation, Kyoto, Japan). A series of gallic acid solution (0, 150, 200, and 250 ppm) were also prepared and measured for the absorbance as standard curve. Results were expressed as mg gallic acid equivalents (GAE)/g fresh weight (FW).

RSA was determined using 1,1-diphenyl-2-picrylhydrazyl (DPPH) method (Brand-Williams et al. 1995). A 1.5 mL of DPPH-methanol solution (0.09 mg/mL) was mixed with 0.75 mL of diluted blackberry extract to react at room temperature for 10 min. Absorbance was measured at 517 nm, and a series of ascorbic acid solutions (0, 100, 200, 300, and 400 ppm) were also prepared and the absorbance was recorded as standard curve. Results were expressed as mg ascorbic acid equivalents (AAE)/g FW.

TMA was measured by pH differential method (Giusti and Wrolstad 2001). The extracts were diluted with either a 0.4 M sodium acetate buffer (pH 4.5) or a 0.025 M potassium chloride buffer (pH 1.0) and allowed to equilibrate for 15 min at room

temperature. The absorbance was measured at both 510 nm and 700 nm according to the predominant anthocyanin in blackberries, cyanadin-3-glucoside (Siriwoharn et al. 2004; Fan-Chiang and Wrolstad 2005). Results were expressed as mg cyanadin-3-glucoside equivalent/g FW using the following equation (Giusti and Wrolstad 2001).

$$TMA \left(\frac{mg}{g \text{ FW}} \right) = \frac{[(A_{510 \text{ nm}} - A_{700 \text{ nm}})_{pH 1.0} - (A_{510 \text{ nm}} - A_{700 \text{ nm}})_{pH 4.5}] \times 449.2 \frac{g}{mol} \times DF \times 1000 \frac{mg}{g}}{26900 \frac{L}{cm \cdot mol} \times 1 \text{ cm}} \times \frac{1L}{100 \text{ g FW}}$$

where DF was dilution factor.

Oxygen radical absorbance capacity (ORAC)

ORAC was measured as described by Dudonne et al. (2009) with slight modification using a 96 well microplate fluorometer (SpectraMax Gemini XS, Molecular Devices, Foster City, CA). A 30 μ L of fruit extract (diluted as necessary) was added into each well with 200 μ L of a pre-warmed β -phycoerythrin solution and 70 μ L of 2,2'-Azobis(2-amidinopropane) dihydrochloride (AAPH). The mixture was homogenized and incubated at 37 °C for 1 h. Fluorescence was measured at 485 nm and 585 nm, respectively every 2 min up to 2 h. The area under the curve was used to calculate the antioxidant capacity using proprietary software (SoftMax Pro 5.4.5, Molecular Devices, LLC, USA). A series of standardized Trolox solutions (0, 10, 20, or 40 μ mol/L) were prepared to subtract the area under the curve of the blank. Results were expressed as μ mol Trolox equivalent (TE)/g FW.

Ferric reducing antioxidant power (FRAP)

FRAP was assayed according to the method developed by Benzie & Strain (1996)

with modifications. A 40 μL of fruit extract was transferred into the wells with 300 μL of pre-warmed FRAP reagent which consist of 300 mmol/L acetate buffer, 10 mmol/L tri(2-pyridil)-s-triazine (TPTZ), and 20 mmol/L $\text{FeCl}_3 \cdot 6\text{H}_2\text{O}$ at ratio of 10:1:1. The mixtures were homogenized for 3 min and then incubated at 37 °C for 15 min. Absorbance was measured at 550 nm using a microplate absorbance reader (SpectraMax 190, Molecular Devices, Foster City, CA). A series of Trolox solutions (0, 62.5, 125, 250, or 500 mmol/L Trolox) were used as standards. Results were reported as μmol Trolox equivalent (TE)/g FW using proprietary software (SoftMax Pro 5.4.5, Molecular Devices, LLC, USA) to calculate antioxidant power.

Experimental design and statistical analysis

Fruit cultivars ('Marion' and 'Black Diamond') were used as main plots and three weed management strategies as subplots using split plot design (Harkins et al. 2013). All the quality parameters were measured in triplicate. ANOVA (analysis of variance) and GLM (general linear model) were applied for data analysis using SAS 9.2 (SAS Institute, Cary, NC, USA). Statistical differences were conducted by using LSD (least significant difference) at $P < 0.05$.

Results and Discussion

Fruit pH, titratable acidity, and total soluble solids

Fruit pH was often similar between 'Marion' and 'Black Diamond' (Table 4.1). However, at day 0, 'Marion' blackberries from the early harvest had a higher pH than

those from the late harvest in the NW treatment and a higher pH than those from the middle harvest in the HW treatment. ‘Black Diamond’ blackberries, on the other hand, had a higher pH at the middle harvest than at the early or late harvest in the NW and WM treatments. Fruit pH increases with fruit ripening (Tosun et al. 2008), indicating the fruit from the treatments with higher pH was riper than from the other treatments at harvest. During storage, fruit pH in some treatments such as early and middle harvest ‘Marion’ blackberries from the HW and the WM treatments, respectively, and early harvest ‘Black Diamond’ blackberries from the NW and HW treatments and late harvest ‘Black Diamond’ blackberries from the WM treatment increased by an average of 6-7% after 9 mo ($P < 0.05$). Similar results were reported by (Sahari et al. 2004) reported similar results in frozen strawberries, which increased in pH by up to 4% after 90 d of storage at -12 °C.

Titrateable acidity (TA) of the fruit was also similar between ‘Marion’ and ‘Black Diamond’ and was unaffected by weed management when averaged across all three harvest dates (Table 4.2). However, like pH, TA sometimes differed between harvests within several of the weed management treatments. For example, NW and HW ‘Marion’ fruit from the early harvest had higher TA at day 0 than fruit in those treatments from middle and late harvests, while middle harvest ‘Black Diamond’ fruit had lower TA than early harvest fruit in each weed management treatment and late harvest fruit in the WM treatment. Again, riper fruit contain less acid (Perkins-Veazie et al. 1996), indicating fruit with lower TA values were riper. During storage, HW ‘Marion’ fruit from the early harvest had higher TA after 6 mo than WM ‘Marion’ fruit

and decreased by up to 15% after 9 mo ($P < 0.05$). ‘Marion’ fruit from the WM treatment, on the other hand, had little change in TA even after 9 mo of frozen storage.

Total soluble solids (TSS) in the fruit were also similar between cultivars, but in this case, fruit from the middle harvest in both cultivars had lower TSS in the HW treatment than in the NW treatment at day 0 (Table 4.3). Hand weeding may have increased fruit size and fruit water content relative to no weeding and therefore increased TSS during the middle harvest (Harkins et al. 2013). ‘Marion’ blackberries from the middle harvest also had lower TSS than those from the early and late harvests in the HW and WM treatments at day 0. During storage, ‘Marion’ fruit from the late harvest of the WM treatment had higher TSS after 6 mo than those from the middle harvest, probably due to riper fruit in the late harvest. However, TSS in stored ‘Black Diamond’ fruit was similar among harvest dates and unaffected by weed management. Difference in the TSS content during storage between the two cultivars might be due to fruit maturity, weather conditions during harvest, and physical damage caused by the machine harvester (Takeda and Peterson 1999; Perkins-Veazie et al. 2000b).

Total phenolic content (TPC) and total monomeric anthocyanin (TMA)

TPC and TMA values during frozen storage for ‘Marion’ and ‘Black Diamond’ fruit are reported in Fig. 4.1. Generally, ‘Black Diamond’ fruit showed significantly higher TPC and TMA values than Marion fruit ($P < 0.05$) at the harvest. ‘Marion’ fruit from non-weeded plots showed the lowest TPC and TMA values at the harvest. This result was not surprising because weeds in the production field competed with

blackberry plant absorbing essential nutrients causing less antioxidant levels of blackberry fruit. For both cultivars, all samples in early harvest showed the lowest TPC and TMA values compared with samples from late harvest at the harvest. Moreover, late harvest 'Marion' fruit showed significantly higher TPC and TMA values than early harvest fruit, probably due to more ripened or overripe fruit in late harvest as mentioned above, and overripe fruit may contain higher phenolic compounds which is confirmed by other researchers (Sellappan et al. 2002; Siriwoharn et al. 2004). During storage, early harvest 'Marion' fruit showed increase in TPC and TMA after 6 mo of storage, and then continued increase at the end of 9 mo of storage except HW fruit. However, late harvest 'Marion' and 'Black Diamond' fruit showed decrease in TPC and TMA values during the first 6 mo of storage which was not surprising because ripe and overripe fruit might lose resistance to quality deterioration during storage (Perkins-Veazie et al. 1999).

Radical scavenge activity (RSA), Oxygen radical absorbance capacity (ORAC) and Ferric reducing antioxidant power (FRAP)

RSA, ORAC and FRAP values for 'Marion' and 'Black Diamond' fruit at the harvest are shown in Fig. 4.2. 'Black Diamond' fruit showed significantly higher RSA values than 'Marion' fruit ($P < 0.05$) which is consistent with the trend of antioxidant contents reported above. 'Black Diamond' fruit from weed mat plots in early harvest showed significantly lower RSA value than samples from middle and late harvest ($P < 0.05$) which is also consistent with the trend of the lower TPC and TMA in early

harvest samples. 'Marion' in all three weed management strategies from early harvest showed lower RSA values than samples in middle and late harvests ($P < 0.05$) which completely made sense that samples in early harvest were less ripe than middle and late harvests. There was no significant difference in ORAC values between 'Marion' and 'Black Diamond' fruit ($P > 0.05$) while FRAP value of 'Marion' cultivar was significantly higher than that of 'Black Diamond' cultivar ($P < 0.05$). Late harvest fruit showed the highest ORAC and FRAP values for both cultivars except HW 'Black Diamond' fruit. This might be due to fruit ripeness in different harvest time, early and middle harvest fruit contain more under ripe fruit, and antioxidant capacity of less ripe fruit was lower than ripe fruit (Siriwoharn et al. 2004). Similar results were reported by other researchers (Moyer et al. 2002; Reyes-Carmona et al. 2005).

Considering antioxidant content and antioxidant capacity, samples treated by weed mat method showed high antioxidant capacity with relatively low antioxidant contents. This could be explained by signaling mechanisms for a variety of stresses (Reddy et al. 2004). Plant will synthesize phenolic compounds to eliminate the stresses. One of stress to elicit this signaling is the reduction of availability of water and nutrients which are necessity plant compete with weeds (Harkins et al. 2013). Due to less competition with weeds, samples treated by weed mat underwent less stress and then less phenolic compounds synthesizing which is consistent with findings in this research.

Conclusion

The study indicated that weed management is an effective means to improve fruit quality in processed organic blackberries. Harvest date and frozen storage could also affect the quality of fruit. ‘Black Diamond’ fruit in middle harvest and ‘Marion’ fruit in late harvest showed higher pH, lower TA and relatively high TSS when compared with fruit harvested at other times. Total phenolic content, total anthocyanin content and radical scavenging activity were greatly affected by weed management strategy, harvest date and frozen storage time, and varies between the fruit cultivars. Frozen storage at -20 °C was a feasible way to preserve the physicochemical and antioxidant quality of blackberry fruit, even after 9 months of storage. Further studies are needed to determine how weed management affects plant development and other blackberry cultivars. Sensory evaluation of processed fruit was also needed to make better selection of proper cultivar with proper harvest date for processed market.

Acknowledgement

The authors would like to thank the financial support from USDA AFRI Organic Research Initiative for this project (No. 2008-01237), North Willamette Research and Extension Center of Oregon State University for growing organic blackberry fruit, Ms. Emily Dixon and Ms. Renee Harkins from Department of Horticulture for their assistance in harvesting fruit.

Table 4.1 pH values of ‘Marion’ and ‘Black Diamond’ fruit during frozen storage in 2012 harvest[†]

| Storage | Cultivar | Harvest Date | Weed Management | | |
|----------|---------------|----------------|------------------|-----------------|-----------------|
| | | | NW ^{††} | HW | WM |
| 0 month | Marion | Early Harvest | 3.13 ± 0.08 Ab* | 3.04 ± 0.05 Ab | 3.16 ± 0.17 Aa |
| | | Middle Harvest | 3.28 ± 0.06 Aab | 3.52 ± 0.36 Aa | 3.18 ± 0.06 Aa |
| | | Late Harvest | 3.40 ± 0.16 Aa | 3.35 ± 0.19 Aab | 3.26 ± 0.19 Aa |
| | Black Diamond | Early Harvest | 3.06 ± 0.02 Cb | 3.09 ± 0.01 Ba | 3.24 ± 0.01 Ab |
| | | Middle Harvest | 3.59 ± 0.08 Aa | 3.20 ± 0.64 Aa | 3.47 ± 0.16 Aa |
| | | Late Harvest | 3.25 ± 0.23 Ab | 3.25 ± 0.19 Aa | 3.14 ± 0.09 Ab |
| 6 months | Marion | Early Harvest | 3.15 ± 0.04 Ab | 3.08 ± 0.04 Ab | 3.11 ± 0.07 Ab |
| | | Middle Harvest | 3.30 ± 0.07 Aa | 3.50 ± 0.21 Aa | 3.37 ± 0.11 Aa |
| | | Late Harvest | 3.38 ± 0.08 Aa | 3.35 ± 0.11 Aa | 3.31 ± 0.03 Aa |
| | Black Diamond | Early Harvest | 3.11 ± 0.04 Bb | 3.07 ± 0.04 Bb | 3.27 ± 0.04 Ab |
| | | Middle Harvest | 3.67 ± 0.23 Aa | 3.23 ± 0.12 Ba | 3.65 ± 0.04 Aa |
| | | Late Harvest | 3.23 ± 0.10 Ab | 3.39 ± 0.16 Aa | 3.26 ± 0.06 Ab |
| 9 months | Marion | Early Harvest | 3.26 ± 0.07 Aa | 3.23 ± 0.07 Aa | 3.22 ± 0.09 Ab |
| | | Middle Harvest | 3.31 ± 0.08 Aa | 3.37 ± 0.08 Aa | 3.40 ± 0.07 Aa |
| | | Late Harvest | 3.31 ± 0.05 Aa | 3.33 ± 0.11 Aa | 3.34 ± 0.06 Aab |
| | Black Diamond | Early Harvest | 3.22 ± 0.10 Ab | 3.31 ± 0.09 Ab | 3.32 ± 0.10 Ab |
| | | Middle Harvest | 3.61 ± 0.07 Aa | 3.52 ± 0.07 Aa | 3.60 ± 0.03 Aa |
| | | Late Harvest | 3.37 ± 0.08 Ab | 3.41 ± 0.07 Aab | 3.38 ± 0.07 Ab |

[†] Values were reported by mean ± S.D., n=3.

^{††} NW, no weeding, HW, hand weeding; WM, weed mat

* Means followed by the same capital letters (A-B) in the same row within each cultivar were not significantly different (P>0.05); Means followed by the same lowercase letters (a-b) in the same column within each cultivar were not significantly different (P>0.05).

Table 4.2 Titratable acidity (TA, %) values of ‘Marion’ and ‘Black Diamond’ fruit during frozen storage in 2012 harvest[†]

| Storage | Cultivar | Harvest Date | Weed Management | | |
|----------|---------------|----------------|------------------|----------------|----------------|
| | | | NW ^{††} | HW | WM |
| 0 month | Marion | Early Harvest | 1.44 ± 0.22 Aa* | 1.53 ± 0.04 Aa | 1.28 ± 0.42 Aa |
| | | Middle Harvest | 0.85 ± 0.28 Ab | 0.64 ± 0.16 Ac | 0.85 ± 0.07 Aa |
| | | Late Harvest | 0.93 ± 0.08 Ab | 1.01 ± 0.18 Ab | 1.10 ± 0.32 Aa |
| | Black Diamond | Early Harvest | 1.32 ± 0.17 Aa | 1.08 ± 0.16 Aa | 1.13 ± 0.08 Aa |
| | | Middle Harvest | 0.63 ± 0.06 Ab | 0.77 ± 0.10 Ab | 0.63 ± 0.14 Ab |
| | | Late Harvest | 0.99 ± 0.36 Aab | 1.04 ± 0.41Aab | 1.23 ± 0.27 Aa |
| 6 months | Marion | Early Harvest | 1.28 ± 0.20ABa | 1.54 ± 0.09 Aa | 1.10 ± 0.17 Ba |
| | | Middle Harvest | 0.74 ± 0.15 Ab | 0.70 ± 0.25 Ab | 0.84 ± 0.11 Aa |
| | | Late Harvest | 0.97 ± 0.10 Ab | 0.85 ± 0.09 Ab | 0.98 ± 0.18 Aa |
| | Black Diamond | Early Harvest | 1.32 ± 0.09 Aa | 1.17 ± 0.03 Ba | 1.10 ± 0.12 Ba |
| | | Middle Harvest | 0.68 ± 0.02 Ab | 0.70 ± 0.11 Ab | 0.66 ± 0.13 Ab |
| | | Late Harvest | 1.03 ± 0.22 Aa | 1.02 ± 0.15 Aa | 1.14 ± 0.12 Aa |
| 9 months | Marion | Early Harvest | 1.18 ± 0.08ABa | 1.30 ± 0.08 Aa | 1.13 ± 0.06 Ba |
| | | Middle Harvest | 0.73 ± 0.03 Ac | 0.67 ± 0.10 Ac | 0.77 ± 0.04 Ab |
| | | Late Harvest | 0.96 ± 0.10 Ab | 0.88 ± 0.07 Ab | 0.87 ± 0.08 Ab |
| | Black Diamond | Early Harvest | 1.15 ± 0.10 Aa | 1.08 ± 0.07 Aa | 1.12 ± 0.08 Aa |
| | | Middle Harvest | 0.60 ± 0.03 Ac | 0.63 ± 0.04 Ab | 0.61 ± 0.09 Ab |
| | | Late Harvest | 0.92 ± 0.07 Ab | 0.96 ± 0.11 Aa | 0.98 ± 0.08 Aa |

[†] Values were reported by mean ± S.D., n=3.

^{††} NW, no weeding, HW, hand weeding; WM, weed mat

* Means followed by the same capital letters (A-B) in the same row within each cultivar were not significantly different (P>0.05); Means followed by the same lowercase letters (a-b) in the same column within each cultivar were not significantly different (P>0.05).

Table 4.3 Total soluble solids (TSS, %) values of ‘Marion’ and ‘Black Diamond’ fruit during frozen storage in 2012 harvest[†]

| Storage | Cultivar | Harvest Date | Weed Management | | |
|----------|---------------|----------------|-----------------------------|----------------|-----------------|
| | | | NW ^{††} | HW | WM |
| 0 month | Marion | Early Harvest | 12.50 ± 1.32Aa [*] | 12.83 ± 1.61Aa | 11.33 ± 0.58Aa |
| | | Middle Harvest | 10.83 ± 1.26Aa | 9.17 ± 0.29Bb | 9.33 ± 0.58ABb |
| | | Late Harvest | 10.67 ± 1.53Aa | 12.00 ± 1.00Aa | 12.33 ± 0.58Aa |
| | Black Diamond | Early Harvest | 9.67 ± 2.08Aa | 8.33 ± 0.58Aa | 9.00 ± 2.00Aa |
| | | Middle Harvest | 10.50 ± 0.50Aa | 7.83 ± 1.61Ba | 9.50 ± 0.87ABa |
| | | Late Harvest | 9.50 ± 0.87Aa | 8.83 ± 0.29Aa | 10.00 ± 1.00Aa |
| 6 months | Marion | Early Harvest | 11.67 ± 1.61Aa | 11.33 ± 0.58Aa | 10.17 ± 0.58Aab |
| | | Middle Harvest | 10.83 ± 1.04Aa | 9.17 ± 0.76Ab | 9.17 ± 0.58Ab |
| | | Late Harvest | 10.33 ± 0.76Aa | 10.67 ± 0.29Aa | 11.17 ± 0.76Aa |
| | Black Diamond | Early Harvest | 9.33 ± 1.44Aa | 7.50 ± 0.87Aa | 8.00 ± 1.32Aa |
| | | Middle Harvest | 9.83 ± 1.04Aa | 7.50 ± 0.50Ba | 9.33 ± 1.26Aa |
| | | Late Harvest | 9.83 ± 0.76Aa | 8.67 ± 1.04Aa | 9.67 ± 1.04Aa |
| 9 months | Marion | Early Harvest | 11.00 ± 0.50Aa | 10.83 ± 1.04Aa | 10.67 ± 1.04Aab |
| | | Middle Harvest | 10.67 ± 0.76Aa | 10.50 ± 1.32Aa | 10.17 ± 0.29Ab |
| | | Late Harvest | 10.33 ± 0.76Aa | 10.50 ± 1.00Aa | 11.33 ± 0.76Aa |
| | Black Diamond | Early Harvest | 9.17 ± 1.04Aa | 8.83 ± 0.29Aa | 9.33 ± 0.76Aa |
| | | Middle Harvest | 8.83 ± 0.76Aa | 8.50 ± 0.87Aa | 9.67 ± 0.76Aa |
| | | Late Harvest | 9.33 ± 0.58Aa | 8.50 ± 0.87Aa | 9.50 ± 0.50Aa |

[†] Values were reported by mean ± S.D., n=3.

^{††} NW, no weeding, HW, hand weeding; WM, weed mat

* Means followed by the same capital letters (A-B) in the same row within each cultivar were not significantly different (P>0.05); Means followed by the same lowercase letters (a-b) in the same column within each cultivar were not significantly different (P>0.05).

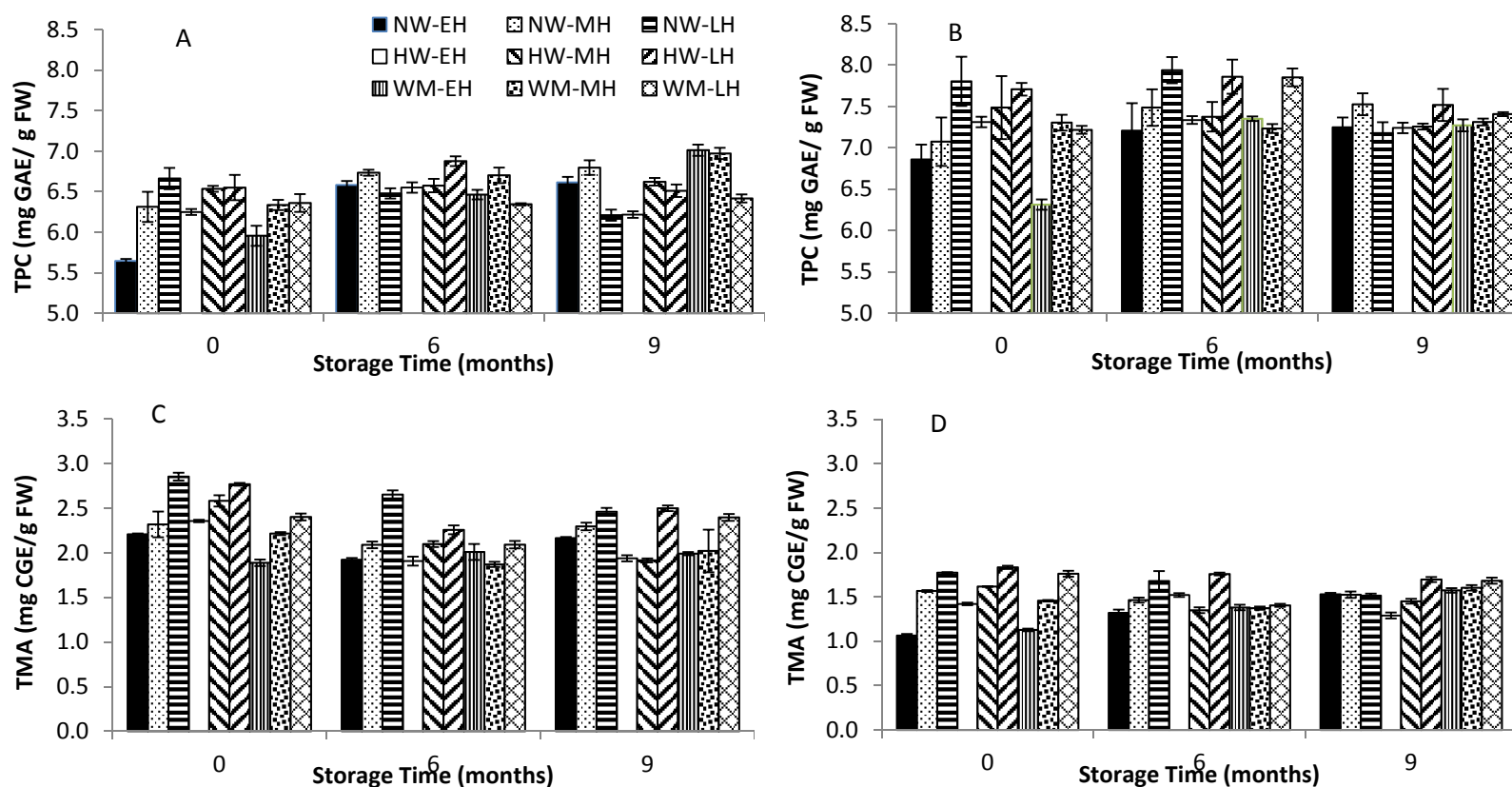


Fig. 4.1 TPC (total phenolic content) of 'Marion' (A) and 'Black Diamond' (B), TMA (total monomeric anthocyanins) of 'Marion' (C) and 'Black Diamond' (D) during storage in 2012 harvest. No significant difference of RSA during storage. NW: no weeding, HW: hand weeding, and WM: weed mat. GAE, gallic acid equivalent; AAE, ascorbic acid equivalent; CGE, cyanidin-3- glucoside equivalent.

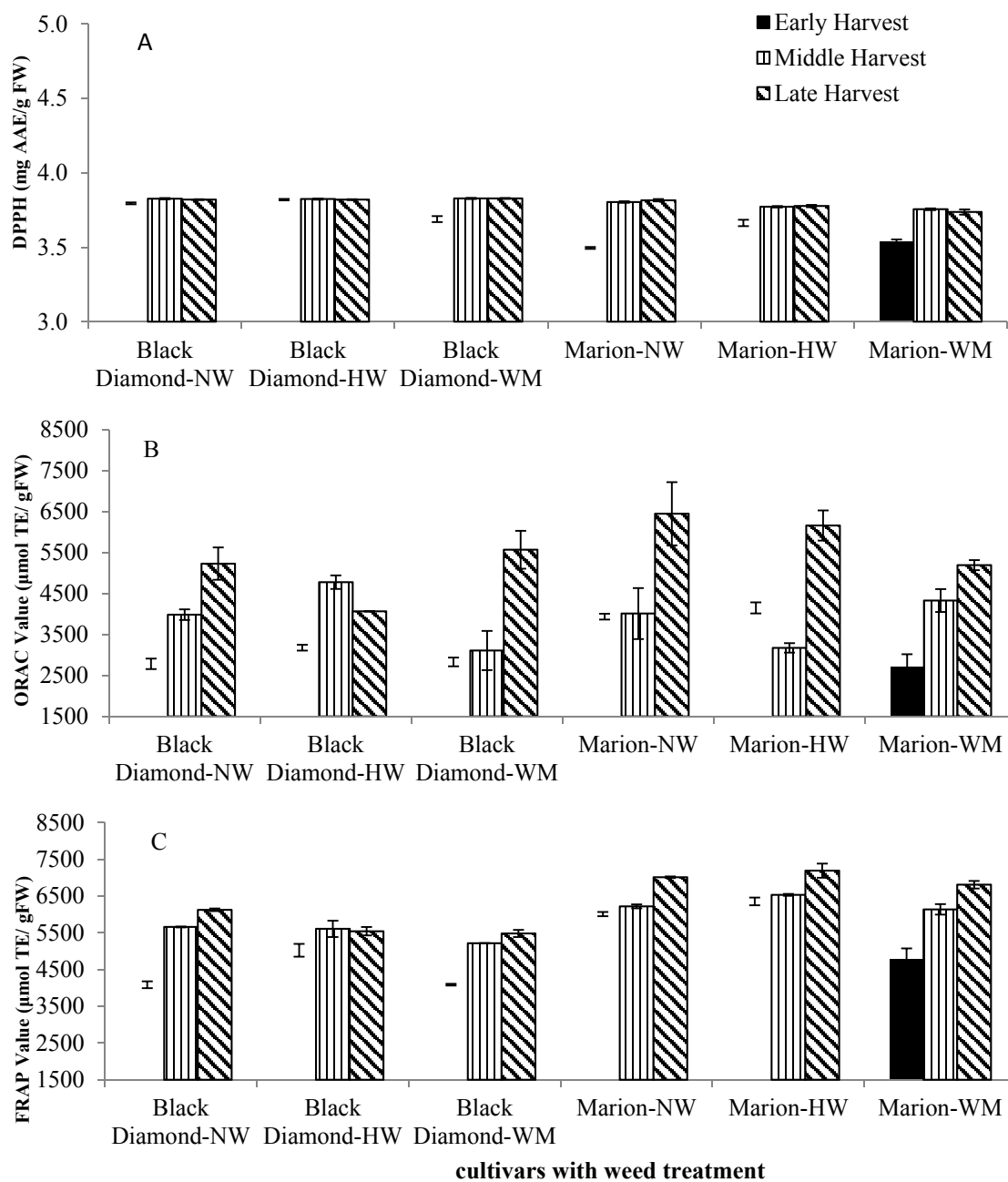


Fig. 4.2 Antioxidant capacity at harvest by radical scavenging activity (DPPH) method (A), ORAC method (B) and FRAP method (C) for ‘Marion’ and ‘Black Diamond’ blackberry with different weed management right after harvest in 2012. NW: non-weeding; HW: hand-weeding; WM: weed mat.

References

- Barney DL, Bristow P, Cogger C, Fitzpatrick SM, Hart JM, Kaufman D, Miles C, Miller T, Moore PP, Murray T (2007) Commercial red raspberry production in the Pacific Northwest. [Corvallis, Or.]: Oregon State University Extension Service;[Moscow, Idaho]: University of Idaho Cooperative Extension System;[Pullman, Wash.]: Washington State University Extension;[Washington, DC]: US Dept. of Agriculture,
- Benzie IFF, Strain JJ (1996) The Ferric Reducing Ability of Plasma (FRAP) as a Measure of “Antioxidant Power”: The FRAP Assay. *Anal Biochem* 239 (1):70-76. doi:<http://dx.doi.org/10.1006/abio.1996.0292>
- Brand-Williams W, Cuvelier M, Berset C (1995) Use of a free radical method to evaluate antioxidant activity. *LWT-Food Science and Technology* 28 (1):25-30
- Buhler DD (2002) 50th Anniversary-Invited article: challenges and opportunities for integrated weed management. *Weed Science* 50 (3):273-280
- Damiani C, Silva FAd, Lage ME, Pereira DEP, Becker FS, Boas V, de Barros EV (2013) Stability of frozen marolo pulp during storage. *Food Science and Technology (Campinas)* 33 (4):713-721
- Dudonne S, Vitrac X, Coutiere P, Woillez M, Merillon J-M (2009) Comparative study of antioxidant properties and total phenolic content of 30 plant extracts of industrial interest using DPPH, ABTS, FRAP, SOD, and ORAC assays. *Journal of Agricultural and Food Chemistry* 57 (5):1768-1774
- Fan-Chiang H-J, Wrolstad RE (2005) Anthocyanin pigment composition of blackberries. *Journal of Food Science* 70 (3):C198-C202
- Fan-Chiang H-J, Wrolstad RE (2010) Sugar and nonvolatile acid composition of blackberries. *Journal of AOAC International* 93 (3):956-965
- Giusti MM, Wrolstad RE (2001) Characterization and measurement of anthocyanins by UV-visible spectroscopy. *Current protocols in food analytical chemistry*
- González EM, de Ancos B, Cano MP (2003) Relation between bioactive compounds and free radical-scavenging capacity in berry fruits during frozen storage. *Journal of the Science of Food and Agriculture* 83 (7):722-726
- Granatstein D, Mullinix K (2008) Mulching options for Northwest organic and conventional orchards. *HortScience* 43 (1):45-50
- Harkins RH, Strik BC, Bryla DR (2013) Weed Management Practices for Organic Production of Trailing Blackberry: I. Plant Growth and Early Fruit Production. *HortScience* 48 (9):1139-1144
- Joo M, Lewandowski N, Auras R, Harte J, Almenar E (2011) Comparative shelf life study of blackberry fruit in bio-based and petroleum-based containers under retail storage conditions. *Food Chemistry* 126 (4):1734-1740
- Julian JW, Strik BC, Larco HO, Bryla DR, Sullivan DM (2012) Costs of establishing organic northern highbush blueberry: Impacts of planting method, fertilization, and mulch type. *HortScience* 47 (7):866-873
- Kafkas E, Koşar M, Türemiş N, Başer K (2006) Analysis of sugars, organic acids and vitamin C contents of blackberry genotypes from Turkey. *Food Chemistry* 97

- (4):732-736
- Liebman M, Staver CP (2001) Crop diversification for weed management. *Ecological Management of Agricultural Weeds*:322-374
- Lopez-Medina J, Moore JN, McNew RW (2000) A proposed model for inheritance of primocane fruiting in tetraploid erect blackberry. *Journal of the American Society for Horticultural Science* 125 (2):217-221
- Moyer RA, Hummer KE, Finn CE, Frei B, Wrolstad RE (2002) Anthocyanins, phenolics, and antioxidant capacity in diverse small fruits: *Vaccinium*, *Rubus*, and *Ribes*. *Journal of Agricultural and Food Chemistry* 50 (3):519-525
- Perkins-Veazie P, Clark J, Huber D, Baldwin E (2000) Ripening Physiology in Navaho Thornless Blackberries: Color, Respiration, Ethylene Production, Softening, and Compositional Changes. *Journal of the American Society for Horticultural Science* 125 (3):357-363
- Perkins-Veazie P, Collins J, Clark J (1996) Cultivar and maturity affect postharvest quality of fruit from erect blackberries. *HortScience* 31 (2):258-261
- Perkins-Veazie P, Collins J, Clark J (1999) Shelf Life and quality of 'Navaho' and 'Shawnee' blackberry fruit stored under retail storage conditions. *Journal of food quality* 22 (5):535-544
- Pritts MP, Kelly MJ (2001) Early season weed competition reduces yield of newly planted matted row strawberries. *HortScience* 36 (4):729-731
- Reddy AR, Chaitanya KV, Vivekanandan M (2004) Drought-induced responses of photosynthesis and antioxidant metabolism in higher plants. *Journal of plant physiology* 161 (11):1189-1202
- Reyes-Carmona J, Yousef GG, Martínez-Peniche RA, Lila MA (2005) Antioxidant Capacity of Fruit Extracts of Blackberry (*Rubus* sp.) Produced in Different Climatic Regions. *Journal of Food Science* 70 (7):s497-s503. doi:10.1111/j.1365-2621.2005.tb11498.x
- Sahari MA, Mohsen Boostani F, Zohreh Hamidi E (2004) Effect of low temperature on the ascorbic acid content and quality characteristics of frozen strawberry. *Food Chemistry* 86 (3):357-363
- Sellappan S, Akoh CC, Krewer G (2002) Phenolic compounds and antioxidant capacity of Georgia-grown blueberries and blackberries. *Journal of Agricultural and Food Chemistry* 50 (8):2432-2438
- Singleton V, Rossi JA (1965) Colorimetry of total phenolics with phosphomolybdic-phosphotungstic acid reagents. *American journal of Enology and Viticulture* 16 (3):144-158
- Siriwong T, Wrolstad RE, Finn CE, Pereira CB (2004) Influence of cultivar, maturity, and sampling on blackberry (*Rubus* L. Hybrids) anthocyanins, polyphenolics, and antioxidant properties. *Journal of Agricultural and Food Chemistry* 52 (26):8021-8030
- Sousa MB, Canet W, Alvarez MD, Fernandez C (2007) Effect of processing on the texture and sensory attributes of raspberry (cv. Heritage) and blackberry (cv. Thornfree). *Journal of Food Engineering* 78 (1):9-21
- Strik B, Finn C Blackberry production systems-a worldwide perspective. In: X

- International Rubus and Ribes Symposium 946, 2011. pp 341-347
- Takeda F, Peterson DL (1999) Considerations for machine harvesting fresh-market eastern thornless blackberries: Trellis design, cane training systems, and mechanical harvester developments. *HortTechnology* 9 (1):16-21
- Takeda F, Strik BC, Peacock D, Clark JR (2002) Cultivar differences and the effect of winter temperature on flower bud development in blackberry. *Journal of the American Society for Horticultural Science* 127 (4):495-501
- Tosun I, Ustun NS, Tekguler B (2008) Physical and chemical changes during ripening of blackberry fruits. *Scientia agricola* 65 (1):87-90
- Türkben C, Sarıburun E, Demir C, Uylaşer V (2010) Effect of freezing and frozen storage on phenolic compounds of raspberry and blackberry cultivars. *Food Analytical Methods* 3 (3):144-153
- USDA (2011) National Organic Program Handbook: Guidance and Instructions for Accredited Certifying Agents and Certified Operations
<http://www.ams.usda.gov/AMSv1.0/getfile?dDocName=STELPRDC5096778>
 Accessed 28 December 2013.
- USDA (2013) National Agricultural Statistics Service
http://www.nass.usda.gov/Statistics_by_State/Oregon/Publications/Oregon_Agri_Facts/2013/af3_1.pdf. Accessed 2014 February 22
- Wu R, Frei B, Kennedy JA, Zhao Y (2010) Effects of refrigerated storage and processing technologies on the bioactive compounds and antioxidant capacities of ‘Marion’ and ‘Evergreen’ blackberries. *LWT-Food Science and Technology* 43 (8):1253-1264

CHAPTER 5

General Conclusion

This thesis research investigated the impact of different organic fertilizer and harvest date on the physicochemical properties and antioxidant capacities of two hand-picked organically grown blackberry fruit during refrigerated storage as well as the impact of different weed management strategies and harvest date on quality change of two machine harvested organically grown blackberry fruit during frozen storage.

The results showed that different organic fertilizers evaluated in this study have no significant effect on the physicochemical properties of ‘Obsidian’ and ‘Triple Crown’ blackberry fruit at the time of harvest and during the refrigerated storage, but antioxidant capacities of ‘Triple Crown’ fruit treated by fish emulsion/fish hydrolysate or soy-meal based fertilizers increased during refrigeration storage. Generally, titratable acidity, pH and total soluble solids of ‘Obsidian’ and ‘Triple Crown’ fruit were complexly affected by fruit cultivar, harvest date and storage time, and based on the results from this study, recommended storage time at 4 ± 1 °C and 85% RH is 4 d after harvest for ‘Obsidian’ cultivar and 8 d for ‘Triple Crown’ cultivar.

This study also demonstrated that freeze processing effectively retain fruit quality without significant change of physicochemical properties. Physicochemical and antioxidant properties of both ‘Marion’ and ‘Black Diamond’ cultivars were affected complexly by weed management strategy and harvest date. Middle harvest fruit of both cultivars had lower titratable acidity than fruit in early and late harvest, and ‘Marion’ fruit in middle harvest showed lower total soluble solids when compared

with early and late harvest ones. Weed management resulted in higher content of phenolic compounds and anthocyanins of 'Marion' and 'Black Diamond' blackberry fruit compared with no weed treated fruit. The total phenolic content and antioxidant capacity of organically grown blackberries were well maintained during frozen storage at -25 °C for up to 9 months.

In the future study, more blackberry cultivars should be investigated since the physicochemical and antioxidant properties during post-harvest refrigerated and frozen storage varied significantly among those four cultivars studied. Different organic fertilizers and weed management strategies showed various effects on the quality characteristics of blackberry fruit. Therefore, more investigation on the impact of the organic fertilizers and weed management strategies on the fruit development mechanisms are necessary. Moreover, the correlation between the physicochemical properties and antioxidant capacity of the fruit needs to be further studied.