Figure 5: Protein sequence of the four selected proteins

Macrophage capping protein

```
MYTSLPQGGS PFPGSVQDPG LHVWRVEKLK PVPVARENQG VFFSGDSYLV LHNGPEELSH LHLWIGQQSS
RDEQGACAVL AVHLNTLLGE RPVQHREVQG NESDLFMSYF PRGLKYQEGG VESAFHKTSP GATAAPIKKL
YQVKGKKNIR ATERALNWDN FNTGECFILD LGPNIFTWCG GKSNILERNK ARDLALAIRD SERQGKAQVE
IVTDGEEPAE MIQVLGPKPA LKEGNPEEDL TADRTNAQAA ALYKVSDATG QMNLTKVADS SPFALELLLS
DDCFVLDNGL CGKIYIWKGR KANEKERQAA LQVAEDFISR MRYAPNTQVE ILPQGRESPI FKQFFKDWK
```

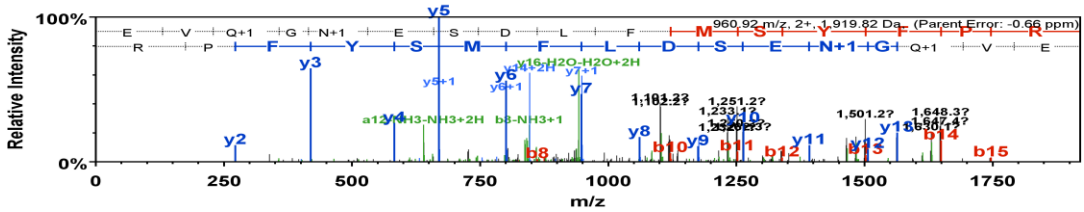

Peroxiredoxin 5

```
MLFSYTGGLA PSSAAPRFRV RKRCGQSVNY AHHESDNPSL HANKPRGCRK PRPLVTALVV QPQTPKSRAP
QKPRPLLAPR RLRSGGAQPW AGLADAPPLA GSRGGLSCWA PPLAAPGPRG PGRGARRGRR AAACVGRPDR
PGGLRVRPRG CLRVCSTGSV DSRRVRQRGR DWTLGGAHGF RSAASAMAPI KVGDAIPSVT VFEGEPGNEV
NLAELFKGKK GVLFGVPGAF TPGCSKTHLP GFMEQAEALK AKGVQVIACL SVNDVFVTEA WGRAHNSGGK
VRLLADPTGA FGKETDLLLD DSLVSLFGNH RLKRFSMVIE NGIVKSLNVE PDGTGLTCSL APNILSQL
```

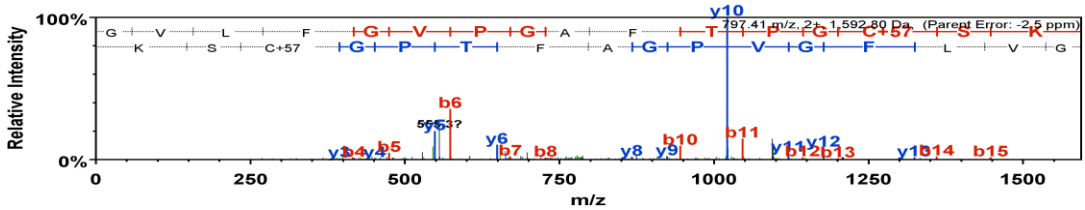

Heterogenous nuclear ribonucleoprotein A2/1B

```
MEREKEQFRK LFIGGLSFET TEESLRNYYE QWGKLTDCVV MRDPASKRSR GFGFVTFSSM AEVDAAMAAR
PHSIDGRVVE PKRAVAREES GKPGAHVTVK KLFVGGIKED TEEHHLRDYF EEYGKIDTIE IITDRQSGKK
RGFGFVTFDD HDPVDKIVLQ KYHTINGHNA EVRKALSRQE MQEVQSSRSG RGGNFGFGDS RGGGGNFGPG
PGSNFRGGSD GYGSGRGFGD GYNGYGGGPG GGNFGGSPGY GGGRGGYGGG GPGYGNQGGG YGGGYDNYGG
GNYGSGNYND FGNYNQQPSN YGPMKSGNFG GSRNMGGPYG GGNYGPGGSG GSGGYGGRSR Y
```

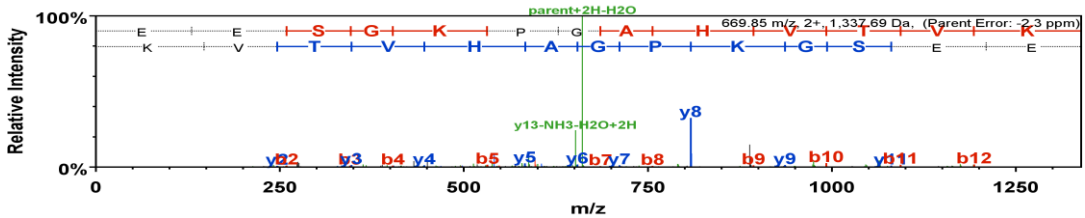

Apolipoprotein A1
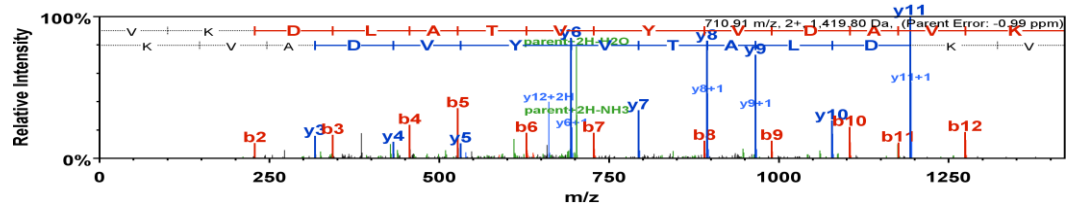
```
MKAALLTLAV LFLTGSQARH FWQQDEPQSP WDRVKDLATV YVDAVKDSGR DYVAQFEASA LGKQLNLKLL
DNWDSLSSTV TKLREQIGPV TQEFWDNLEK ETEVLRQEMS KDLEEVKQKV QPYLDDFQKK WQEEVELYRQ
KVAPLGSELR EGARQKLQEL QEKLSPLGEE LRDRARTHVD ALRAQLAPYS DDLRERLAAR LQALKEGGGA
SLAEYHARAS EQLSALGEKA RPALEDLRQG LLPVLESFKV SLLAAIDEAT KKLNAQ
```