


Eastern Oregon Shrub Quiz

(Answers published separately as E.C. 616)

Identify the leaves from the shrubs named below and place the correct number in the circle.

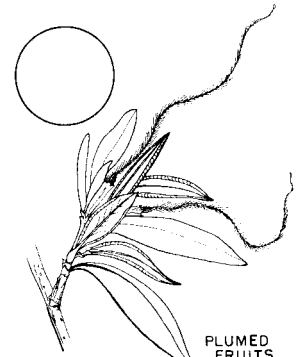
1. Water Birch
2. Smooth Manzanita
3. Red Osier Dogwood
4. Bitterbrush
5. Gray Rabbitbrush
6. Orange Honeysuckle
7. Mountain Mahogany
8. Willows
9. Shrubby Cinquefoil
10. Ninebark
11. Snowberry
12. Blue Elderberry
13. Western Hawthorn (Crataegus)
14. Huckleberry or Blueberry
15. Mountain Alder




MAHOGANY BARK



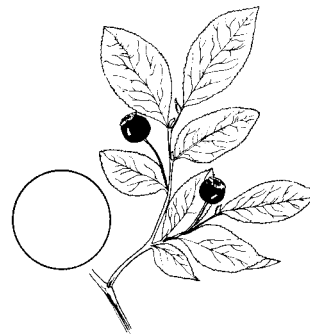
SILVERY GRAY,
STEMS VELVETY



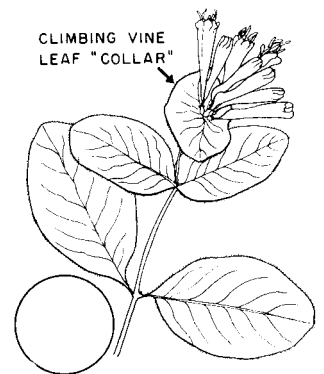
EVERGREEN,
MARGINS CURL UNDER
PLUMED FRUITS



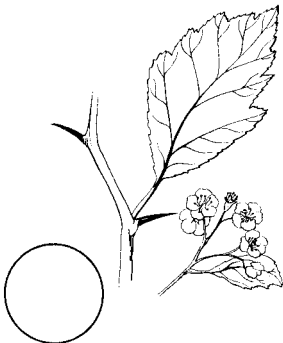
LEAF MARGINS ROLLED UNDER




THIN LEAVES, RIBBED TWIGS



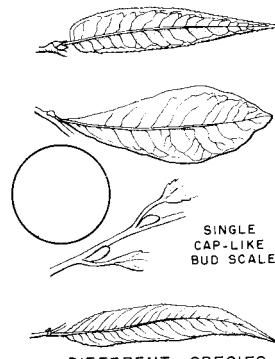
CLIMBING VINE
LEAF "COLLAR"



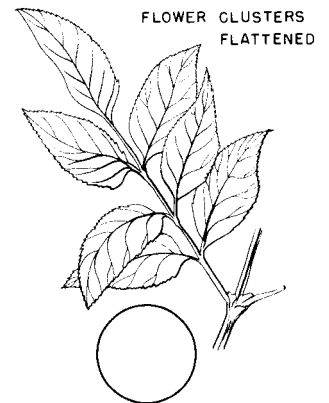
RED TWIGS



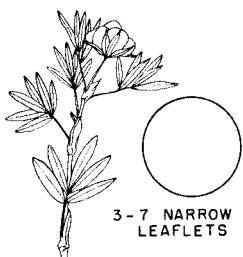
WHITE BERRIES HANG ON




DIFFERENT SPECIES
SINGLE CAP-LIKE BUD SCALE



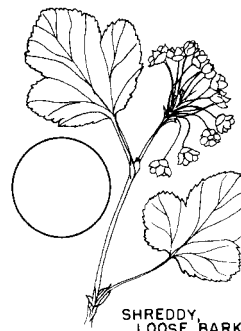
FLOWER CLUSTERS
FLATTENED



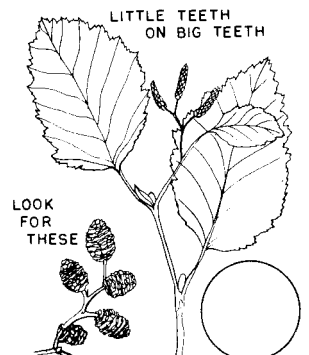
3-7 NARROW
LEAFLETS



YOUNG
TWIGS
WARTY



SHREDDY
LOOSE BARK



LOOK
FOR
THESE
LITTLE TEETH
ON BIG TEETH

Identify the leaves from the shrubs named below and place the correct number in the circle.

16. Wax Currant or Squaw Currant
17. Wild Rose
18. Oregon Boxwood
19. Greasewood (Sarcobatus)
20. Buffalo Berry
21. Serviceberry
22. Rock Spirea
23. Snowbrush (Ceanothus)
24. Creeping Holly Grape
25. Kinnikinnick
26. Mockorange or Syringa
27. Smooth Sumac
28. Clematis
29. Chokecherry
30. Sagebrush

