

616

# Eastern Oregon Shrub Quiz—Key

(Blank quiz sheets published separately as EC 615)

Identify the leaves from the shrubs named below and place the correct number in the circle:

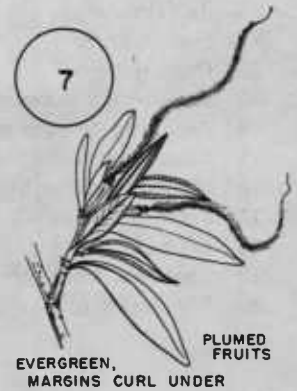
1. Water Birch
2. Manzanita
3. Red-Osier Dogwood
4. Bitterbrush
5. Rabbitbrush
6. Orange Honeysuckle
7. Curleaf Cercocarpus or Curleaf Mtn. Mahogany
8. Willows
9. Shubby Cinquefoil
10. Ninebark
11. Snowberry
12. Blueberry Elder
13. Black Hawthorn
14. Huckleberry or Blueberry
15. Thinleaf Alder or Mtn. Alder



MAHOGANY BARK



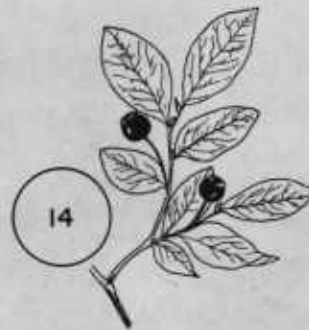
GRASS-LIKE LEAVES



EVERGREEN, MARGINS CURL UNDER  
PLUMED FRUITS



LEAF MARGINS ROLLED UNDER



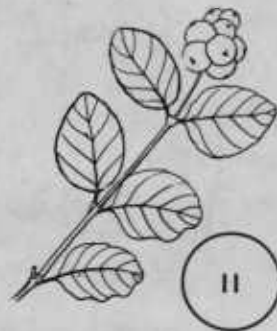
THIN LEAVES, RIBBED TWIGS



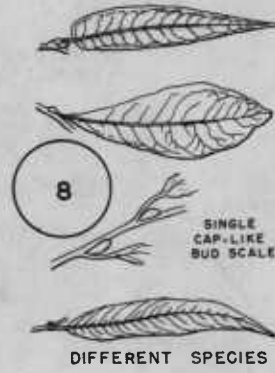
CLIMBING VINE  
LEAF "COLLAR"



13



WHITE BERRIES HANG ON



DIFFERENT SPECIES  
SINGLE CAP-LIKE BUD SCALE




FLOWER CLUSTERS  
FLATTENED



3

RED TWIGS



1

YOUNG TWIGS WARTY



10

SHREDDY, LOOSE BARK



LITTLE TEETH  
ON BIG TEETH

LOOK FOR THESE

15



9

3-7 NARROW LEAFLETS

Identify the leaves from the shrubs named below and place the correct number in the circle:

16. Wax Currant or Squaw Currant
17. Wild Rose
18. Oregon Boxwood
19. Greasewood (Sarcobatus)
20. Buffaloberry
21. Serviceberry
22. Oceanspray
23. Snowbrush (Ceanothus)
24. Creeping Oregongrape
25. Kinnikinnick
26. Mockorange or Syringa
27. Smooth Sumac
28. Clematis
29. Common Chokecherry
30. Big Sagebrush

