

Status of the European Green Crab, *Carcinus maenas*, in Oregon and Washington Estuaries in 2016

Sylvia Behrens Yamada,
Integrative Biology, Oregon State University
3062 NW Snowberry Place, Corvallis, OR 97330
541-754-9891 (home)
yamadas@science.oregonstate.edu

Chris Lundeberg
lundebec@oregonstate.edu
Taylor Weldon
weldont@oregonstate.edu

Joel A Prickett
Oregon Department of Fish and Wildlife
joel.a.prickett@state.or.us

Andrea Randall
PO Box 6, Chinook, Washington 98614
jaoskemmer@centurylink.net

Bree Yednock
South Slough National Estuarine Research Reserve
Charleston, OR 97420
bree.yednock@state.or.us
Christina Geierman
CGeierman@nbend.k12.or.us
Collin Williams
ctwilliams4@crimson.ua.edu

Report prepared for:

Stephen H. Phillips, Program Manager
Aquatic Nuisance Species Project
Pacific States Marine Fisheries Commission
205 SE Spokane Street, Suite 100, Portland, Oregon 97202
503-595-3100; Fax: 503 595-3232
stephen_phillips@psmfc.org
<http://www.psmfc.org>

Executive Summary

The European green crab (*Carcinus maenas*) has persisted in Oregon and Washington coastal estuaries since the late 1990's. After the arrival of a strong year class in 1998, significant recruitment to the populations occurred only in 2003, 2005, 2006, 2010, 2015 and 2016. Warm winter water temperatures, high Pacific Decadal Oscillation (PDO) and Multivariate ENSO (El Niño Southern Oscillation) Indices, weak southward shelf currents in March and April and a high abundance of southern copepods are all correlated with strong year classes and vice versa (Behrens Yamada Peterson and Kosro 2015). Prior to 2015, green crabs were too rare to exert measurable effects on the native benthic community and on shellfish culture in Oregon and Washington. Following the recent strong El Niño, however, we documented the arrival of two strong year classes in 2015 and 2016. Catch rates in 2016 averaged 79 crabs per 100 traps, much higher than in any previous years since 1998. Since green crabs live for 6 years, these two consecutive year classes will provide larvae until 2022. A switch to cooler ocean conditions in the coming years will result in poor recruitment, but a return to high PDO and strong El Niño patterns would signal good recruitment and higher green crab densities. For example, green crabs were first documented in New England in 1817, but it took warm ocean conditions during the 1950's for their numbers to build to a level at which they decimated the soft-shelled clam industry in Maine. With the recent warm trend on the East Coast, green crabs are again abundant. Not only are they preying on shellfish, they are also damaging valuable eelgrass habitat by ripping up the plants in search of food (Neckles 2015).

Even though green crab abundance in Oregon and Washington is still low when compared to Europe, eastern North America, Tasmania, California and the west coast of Vancouver Island, it is imperative to continue monitoring efforts for two reasons:

- 1) to elucidate the process of range expansion and population persistence of this model non-indigenous marine species with planktonic larvae, and
- 2) to predict the arrival of strong year classes from ocean conditions and alert managers and shellfish growers of possible increases in predation pressure from this invader.

Professional and Outreach Activities by Sylvia Behrens Yamada in 2016

| Date | Talks / Outreach Activities | Location |
|--------------------|--|---|
| March 1-4, 2016 | Attended Oregon Chapter of the American Fisheries Society meeting. Presented talk "Biological and Physical Ocean Indicators Predict the Success of the European Green Crab". | Seaside Conference Center, Sea Seaside, Oregon |
| March 10-12, 2016 | Attended Pacific Estuarine Research Society Meeting. Presented talk followed by a discussion: "Biological and Physical Ocean Indicators Predict the Success of the European Green Crab". Networked with students. | Cheakamus Center, Squamish, British Columbia, Canada |
| April 4-5, 2016 | Set traps and checked them with Sally Hacker's Marine Biology (Bi 450) students. Gave guest lecture on the invasion history, biology and status of the European Green crab in Oregon and Washington. | Hatfield Marine Science Center, Newport, Oregon |
| April 29-30, 2016 | Set traps with Bree Yedknock and Christina Geierman, a summer scholar with South Slough Estuarine Research Reserve | Coos Bay, Oregon Institute of Marine Biology |
| June 23-24, 2016 | Set traps and checked them with John Chapman's Marine Biological Invasion (FW 421) students. Gave guest lecture on the invasion history, biology and status of the European Green crab in Oregon and Washington. | Hatfield Marine Science Center, Newport, Oregon |
| August 15-19, 2016 | Participated in a simultaneous sampling effort of green crabs with over 6 biologists in 5 coastal Washington and Oregon estuaries. | Willapa, Tillamook, Netarts, Yaquina and Coos Bay |
| August 29-30 2016 | Trapped at 2 sites on San Juan Island. Coordinated trapping effort with Washington Sea Grant Crab Team volunteers in Westcott Bay. I was present when they caught the first green crab in the Washington Salish Sea. | Argyle Lagoon Westcott Bay Sea Farms Westcott Bay Sculpture Park, |
| October 2016 | Wrote newsletter article with Craig Staude about first green crab found in Salish Sea for Friday Harbor Laboratories newsletter: Tide Bites #38 http://depts.washington.edu/fhl/tidebites/Vol38/index.html | |
| December 2016 | Wrote manuscript with Richard Thomson, Graham Gillespie and Tammy Norgard on ocean and meteorological conditions that made it possible for Green Crabs to enter the Salish Sea between Vancouver Island and the mainland in recent years. | Paper tentatively accepted by Journal of Shellfish Research after revisions are made. |

Introduction

European green crabs (*Carcinus maenas*) made their way to the east coast of North America in sailing ships in the early 1800's (Say 1817). They arrived in San Francisco Bay during the 1980's, most likely via aerial shipment of Atlantic seafood or baitworms. From there, green crabs spread naturally via larvae carried in ocean currents, and by 2000, had dispersed as far north as Port Eliza on the northern west coast of Vancouver Island, British Columbia. Presently, green crabs are found around the Bella Bella area on the Central British Columbia coast. It is estimated that their potential range could include Southeast Alaska (Behrens Yamada 2001, Carlton & Cohen 2003).

The green crab is a voracious predator that feeds on many types of organisms, including commercially valuable bivalve mollusks (e.g., clams, oysters, and mussels), polychaetes, and small crustaceans (Cohen et al. 1995). It also competes with native juvenile Dungeness crabs and shore crabs for food and shelter (McDonald et al. 2001, Jensen et al. 2002, Behrens Yamada et al. 2010). Larger, more aggressive native crab species such as the red rock crab (*Cancer productus*) and the Pacific brown rock crab (*Cancer antennarius*), have been shown to offer biotic resistance to this invader, but only in the cooler and more saline lower parts of estuaries (Hunt and Behrens Yamada 2003; Jensen, McDonald and Armstrong 2007). Scientists, managers and shellfish growers are concerned that increases in the abundance and distribution of this efficient predator and competitor could permanently alter native communities and threaten commercial species such as juvenile Dungeness crab, juvenile flatfish and bivalves (Lafferty and Kuris 1996, Jamieson et al. 1998, Behrens Yamada et al. 2010).

On the West Coast, the northward range expansion of green crabs during the 1990's is linked to favorable ocean conditions for larval transport during El Niño events (Behrens Yamada et al. 2005, Behrens Yamada and Kosro 2010, Behrens Yamada et al. 2015). Warm temperatures and strong northward moving coastal currents (>50 km/day) during the 1997/1998 El Niño were correlated with the appearance of a strong cohort of young green crabs in Pacific NW estuaries in the summer of 1998 (Behrens Yamada and Hunt 2000, Behrens Yamada et al. 2005). Recruitment has occurred in embayments from Coos Bay to the Central Coast of British Columbia. Year classes were more abundant following the warm winters and springs of 2003, 2005, 2006, 2010 and 2015. (Behrens Yamada & Gillespie 2008; Behrens Yamada & Kosro 2010, Behrens Yamada et al. 2015).

Goals

The goal of this study is to document the present, and predict the future status of the European green crab in the Pacific Northwest. This is accomplished by:

1. Estimating the size/age structure and relative abundance of green crabs in Oregon and Washington estuaries during the summer by using baited Fukui fish traps (Tables 2 and 4).
2. Collaborating with scientists from Oregon Department of Fish and Wildlife, Washington Department of Fish and Wildlife, and Fisheries and Oceans Canada as well

as with shellfish growers and sports fishers in order to compile all existing green crab data for the Pacific Northwest.

3. Estimating year-class strength of 0-age (young-of-the-year) green crabs at the end of their first growing season by setting minnow and pit-fall traps in the high intertidal zone at the end of summer and fall (Figure 2).
4. Comparing patterns in the recruitment strength of 0-age crabs over time and correlating them to ocean conditions: such as the Pacific Decadal Oscillation Index for March (Appendix 4). For a complete list of correlations see Behrens Yamada et al. 2015.

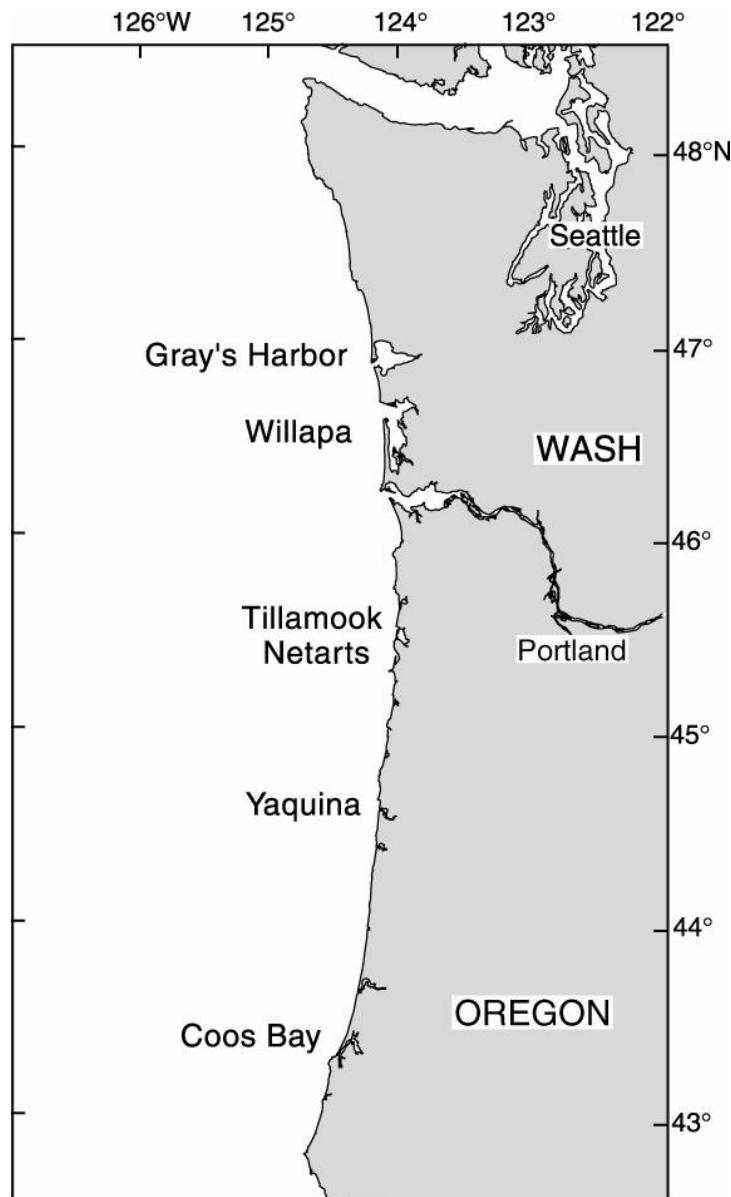


Figure 1. Major sampling sites in Oregon and Washington

Sampling Methods for Green Crabs

Our sampling effort in 2016 included one Washington and four Oregon estuaries: Willapa, Tillamook, Netarts, Yaquina and Coos Bay (Figure 1). All estuaries were sampled at least twice during the 2016 trapping season, with Yaquina and Coos receiving additional sampling by Oregon State University students and by biologists from the South Slough National Estuarine Research Reserve. In each estuary, we selected study sites within various habitat types and tidal levels. Since green crabs are rare and patchily distributed, we did not choose our sites randomly. Instead, we preferentially sampled sites that have harbored green crabs in the past such as tidal marshes, gradually sloping mudflats and tidal channels where salinities remain above 15 ‰ and water temperatures range between 12°-22° C in the summer (Behrens Yamada and Davidson 2002). Green crabs are noticeably absent from the cooler, more saline mouths of estuaries, which are dominated by the larger and more aggressive red rock crab, *Cancer productus* (Hunt and Behrens Yamada 2003).

Since *C. maenas* larvae settle high on the shore (Zeng et al. 1999), and crabs move into deeper water as they age (Crothers 1968), we adapted our collecting methods and locations to effectively sample all age classes of *C. maenas*. Since traps differ in their sampling efficiency for different sizes of crabs, we used two trap types (Table 1). Folding Fukui fish traps, with their wide slit-like openings, work well for adult crabs larger than 40 mm carapace width (CW), while crayfish traps with their small mesh size (0.5 cm) retain 0-age green crabs. Green crabs start entering these baited traps when they are around 30 mm in carapace width. Typically, we would trap larger adult crabs in the mid to low intertidal zones with folding Fukui fish traps and 0-age green crabs in the high intertidal with crayfish traps at the end of their first growing season (Appendix 1).

Table 1. Types of traps used for sampling *C. maenas* in Oregon and Washington estuaries. Size selectivity is given in carapace width (CW).

| Trap Type | Description | Dimensions | Tidal Height | Size Selectivity |
|---------------------|--|------------------------------|-----------------|------------------|
| Fukui Fish trap | Plastic mesh (2 cm) with two slit openings (45 cm) | 63 x 46 x 23 cm | Low to subtidal | >40 mm |
| Frabill Minnow trap | Wire mesh (0.5 cm) cylinder with two openings expanded to 5 cm | 21 cm diameter 37 cm long | Medium to high | 30-70 mm |

On gravel shores, we added rocks to the crayfish and fish traps to weigh them down and to provide shelter for the crabs. On soft sediment, we pinned the traps down with thin metal stakes. We cut fish carcasses into sections and placed them into egg-shaped commercial bait containers (15 x 8 mm). Holes (0.5 cm) in the sides and lids of the containers allow bait odors to diffuse. One bait container with fresh bait was placed in a trap and left for one tidal cycle (typically 24 hours). We retrieved the traps at low tide, identified all crabs and other by-catch to species and noted the sex, carapace widths (CW) and molt stage of all green crabs (Appendix 2). Green crabs were measured between the tips of their fifth antero-lateral spines using digital calipers.

Native crabs and other by-catch were released while green crabs were removed from the ecosystem and destroyed.

Table 2. Relative Green Crab abundances (# crabs per 100 trap-days) for study sites in Oregon and Washington estuaries. Data for Grays Harbor 2002 and Willapa Bay 2002-2003 and 2013 were kindly supplied by Washington Department of Fish and Wildlife. Supplemental data for Willapa Bay were supplied in 2004, by P. Sean McDonald and in 2016 by Washington Sea Grant- sponsored biologists: Sean McDonald, Emily Grason and Jeff Adams. Funding constraints did not allow us to sample Grays Harbor every year.

| Estuary | Number of crabs trapped over (number of traps deployed) | | | | | | | | | | | | | | |
|---------------------|--|---------------|-------------|---------------|---------------|---------------|--------------|-------------|-------------|-------------|-------------|-------------|-------------|--------------|--------------|
| | 2002 | 2003 | 2004 | 2005 | 2006 | 2007 | 2008 | 2009 | 2010 | 2011 | 2012 | 2013 | 2014 | 2015 | 2016 |
| Coos | 9 (180) | 14 (203) | 18 (137) | 9 (242) | 22 (273) | 52 (246) | 65 (276) | 18 (292) | 6 (259) | 18 (244) | 41 (213) | 12 (173) | 3 (224) | 26 (108) | 445 (489) |
| Yaquina | 26 (168) | 63 (1084) | 12 (461) | 39 (290) | 48 (211) | 48 (231) | 35 (227) | 19 (162) | 17 (211) | 8 (110) | 19 (149) | 7 (65) | 7 (147) | 49 (78) | 220 (200) |
| Netarts | 0 (44) | 11 (44) | 12 (39) | 52 (106) | 47 (82) | 35 (103) | 17 (89) | 13 (86) | 14 (95) | 19 (80) | 5 (35) | 0 (22) | 31 (115) | 49 (59) | 62 (77) |
| Tillamook | 2 (71) | 6 (70) | 4 (51) | 12 (102) | 41 (147) | 15 (93) | 1 (100) | 0 (113) | 2 (90) | 0 (60) | 5 (35) | 0 (13) | 20 (105) | 28 (70) | 66 (65) |
| Willapa | 57 (1640) | 13 (409) | 6 (195) | 113 (449) | 19 (245) | 4 (318) | 0 (98) | 0 (35) | 2 (17) | 0 (37) | 0 (42) | 0 (15) | 0 (43) | 8 (20) | 7 (122) |
| Grays Harbor | 5 (1203) | -- | -- | 2 (94) | 3 (175) | 0 (30) | -- | 0 (20) | -- | -- | - | - | - | | present |
| Total | 99 (3306) | 107 (1810) | 52 (883) | 228 (1283) | 180 (1133) | 154 (1021) | 118 (692) | 50 (708) | 41 (672) | 45 (530) | 70 (453) | 19 (288) | 61 (634) | 160 (335) | 800 (963) |

| Estuary | Number of crabs trapped per 100 traps per day | | | | | | | | | | | | | | |
|---------------------|--|-------------|-------------|-------------|-------------|-------------|-------------|-------------|-------------|-------------|-------------|-------------|-------------|-------------|-------------|
| | 2002 | 2003 | 2004 | 2005 | 2006 | 2007 | 2008 | 2009 | 2010 | 2011 | 2012 | 2013 | 2014 | 2015 | 2016 |
| Coos Bay | 5 | 7 | 13 | 4 | 8 | 21 | 24 | 6 | 2 | 7 | 19 | 7 | 1 | 24 | 91 |
| Yaquina | 15 | 6 | 3 | 13 | 23 | 21 | 15 | 12 | 8 | 7 | 13 | 11 | 5 | 63 | 110 |
| Netarts | 0 | 25 | 31 | 49 | 57 | 34 | 19 | 15 | 15 | 24 | 14 | 0 | 27 | 83 | 81 |
| Tillamook | 3 | 9 | 8 | 11 | 28 | 16 | 1 | 0 | 2 | 0 | 14 | 0 | 13 | 40 | 102 |
| Willapa | 3.5 | 3 | 3 | 25 | 8 | 1 | 0 | 0 | 12 | 0 | 0 | 0 | 0 | 40 | 6 |
| Grays Harbor | 0.4 | -- | -- | 2 | 2 | 0 | -- | 0 | -- | -- | -- | | | | present |
| Total | 3 | 6 | 6 | 18 | 16 | 15 | 17 | 7 | 6 | 8 | 15 | 7 | 10 | 48 | 83 |

Results

Carcinus maenas Abundance in the Pacific Northwest

The relative abundances of green crabs trapped in Oregon and Washington estuaries in 2016 are tabulated in Appendix 1 and summarized in Table 2. Catches of green crabs in Oregon and Washington estuaries decreased after the 1998 colonization event when catch per unit effort (CPUE) ranged from 28 to 192 green crabs per 100 traps. Between 2002 and 2014 average catches had dropped below 20 per 100 traps (Table 2). Slight increases in catches reflect recruitment events in 2003, 2005, 2006, 2010 (Figure 2). The increase of catches in catches in 2015 and 2016 (48 and 79 per 100 traps respectively) can be attributed to the arrival of two strong 0-age year classes (2015 and 2016) in Oregon and, the 2015 year class in Willapa Bay.

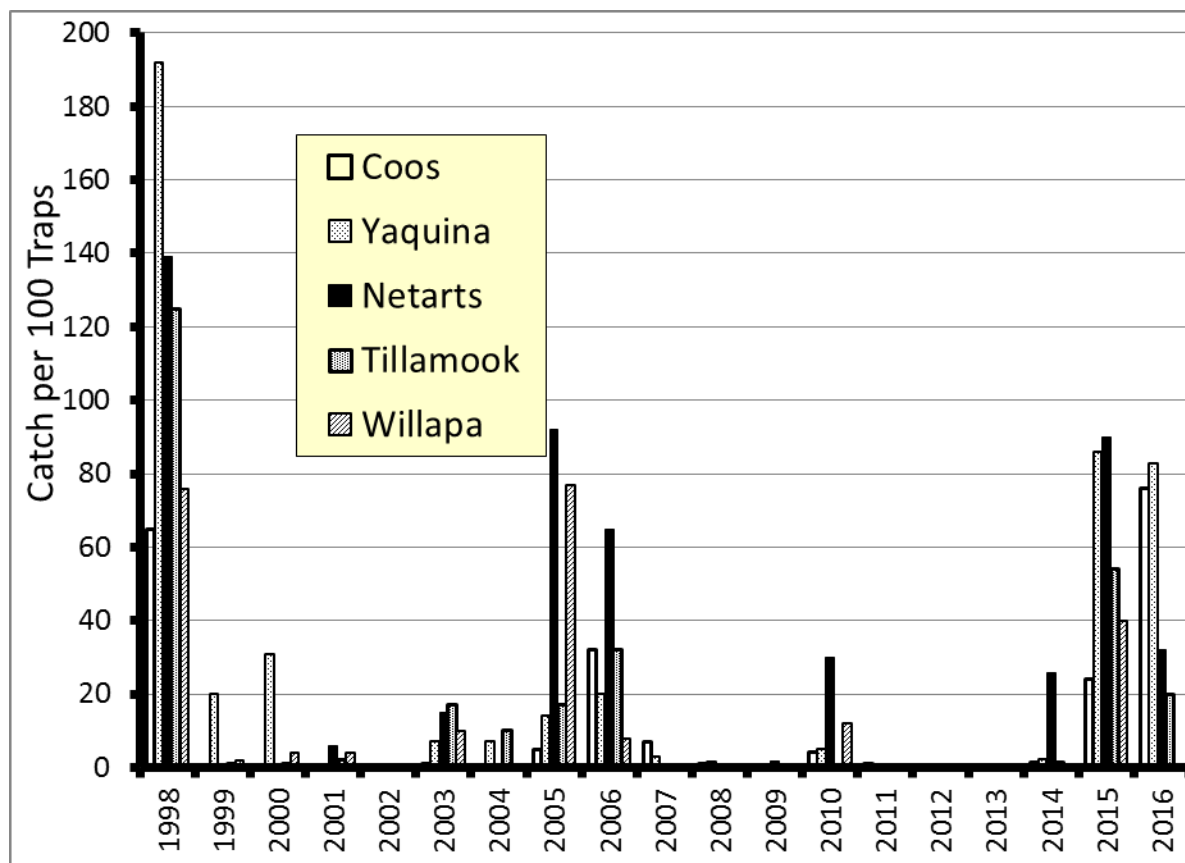


Figure 2. Relative Year Class Strength of 0-age *Carcinus maenas* in Oregon and Washington estuaries.
(Files/Papers/Papers/Ocean Conditions/Data files 2016recruits)

Recruitment strength of Young-of-the-Year Carcinus maenas

Young-of-the-year (YOTY), or 0-age, green crabs typically enter minnow traps once they reach 30 mm in carapace width. Most years, crabs of this size, and larger, entered our minnow traps by late September. As can be seen from Figure 2 and Appendix 3, the appearance of 0-age green crabs is synchronous between estuaries. A good year, (or a poor year) in one estuary is a good (poor) year in all the others. 0-age green crabs were most abundant in 1998 with average catches for the Oregon and Washington estuaries of over 100 per 100 traps. In the fall of 2015, we caught between 24 and 90 young green crabs per 100 traps, making 2015 the best recruitment year since 1998. In 2016 catches of 0-age class was also strong in Oregon, but not in Washington (Figure 2).

Age Structure of *Carcinus maenas* in Oregon and Washington Estuaries

From previous mark and recapture studies, and from shifts in size frequency distributions over time (Behrens Yamada et al. 2005), we estimated the age of green crabs retrieved from Oregon and Washington estuaries in 2016. We assigned crabs to age classes based on their size and coloration (Table 3; Appendix 2). For example, at the beginning of the trapping season, male crabs between 50 and 70 mm, with green or yellow carapaces would represent the 2015 year class, and green crabs > 75 mm and >100 g, the 2014 year class. Crabs caught in the fall of 2016, ranging from 30 to 55 mm, were assigned to the 2016 year class. While the 2014 year class was present, the 2015 year class was the dominant one, comprising 80% of all crabs caught. The 2016 year class was detected as early as mid-August and catch rates in Oregon suggest that it is as strong as the 2015 one (Figure 2). This could be an underestimate as abundant molts collected in Coos Bay in mid-September averaged 22 mm and ranged from 16-34 mm. This observation suggests that many small crabs were present, but were too small (<30 mm) to enter our traps.

Table 3. Estimated age structure of *Carcinus maenas* retrieved from Oregon and Washington estuaries in 2016. Totals for each estuary include crabs caught using standard trapping protocol (Table 2), as well as those retrieved by other methods.

| <i>Estuary</i> | 2016 | 2015 | 2014 | | Total |
|---------------------|--------|---------|------|--|-------|
| <i>Coos Bay</i> | 58 | 383 | 33 | | 474 |
| <i>Yaquina</i> | 36 | 208 | 11 | | 255 |
| <i>Netarts</i> | 17 | 38 | 9 | | 64 |
| <i>Tillamook</i> | 8 | 57 | 2 | | 67 |
| <i>Willapa</i> | | 10 | | | 10 |
| <i>Grays Harbor</i> | 1 molt | present | | | |
| <i>Total</i> | 119 | 696 | 55 | | 870 |
| <i>Percent</i> | 13.7 | 80 | 6.3 | | 100% |

Ocean Conditions and Recruitment Strength of 0-age Carcinus maenas

The European green crab (*Carcinus maenas*) has a six-year life span and has persisted at low densities in Oregon and Washington coastal estuaries for the past 19 years. After the arrival of the strong founding year class of 1998, significant recruitment to the Oregon and Washington populations occurred only in 2003, 2005, 2006, 2010, 2014, 2015 and 2016. Warm winter water temperatures, high Pacific Decadal Oscillation and Multivariate, ENSO (El Niño Southern Oscillation Indices), weak southward shelf currents in March and April are all correlated with the these stronger year classes (Behrens Yamada and Kosro 2010, Behrens Yamada et al. 2015). Pacific Oscillation index for March turned out to be one of the best predictor of year class strength, explaining 76% of the annual variation (Appendix 4). Cold winter water temperatures, low Pacific Decadal Oscillation Indices, and strong southward (and offshore) currents in March and April are linked to year class failure. Recently, we found that biological indices used in salmon forecasting also work for predicting green crab year class strength. Southern copepod abundance and the day when the plankton community shifts from being dominated by southern species to, northern species (day of biological transition) are especially good predictors (Behrens Yamada, Peterson and Kosro 2015).

Discussion

Eight hundred European green crabs were caught with 1019 traps, yielding an average catch rate of 79 crabs per 100 traps for Oregon and Washington estuaries. This catch rate is of the same order of magnitude as the one observed in 1998.

While green crabs in Oregon and Washington are still rare, they are thriving in some inlets on the west coast of Vancouver. Average catches of over 20 crabs per trap are not unusual (Behrens Yamada and Gillespie 2008 and Gillespie et al. 2015). While these densities are surprisingly high, it should be noted that these hot spots are confined to wave-protected shellfish beaches with freshwater outfall. Hunt and Behrens Yamada (2003), Jensen et al. (2007) and Claudio DiBacco (pers. com.) found that high densities of green crabs occur primarily in microhabitats where larger native crabs are rare or absent. In Oregon and Washington estuaries and in the inlets of the west coast of Vancouver Island green crabs occur higher on the shore and in more marginal habitat than larger native crabs: *Cancer magister* (Dungeness), *Cancer productus* (red rock), *Cancer antennarius* (brown rock crab) and *Cancer gracilis* (graceful crab). These larger native crabs of the genus *Cancer* are less tolerant of low salinity and high temperatures than green crabs and thus avoid these shallow, warm, low saline microhabitats. In the absence of competition and predation from these larger crabs, green appear to flourish.

Since green crabs live up to 6 years, a recruitment event is needed at least once every 6 years to keep the population from going extinct. Unfortunately, they have managed to persist (Figure 2). While we have observed virtual recruitment failure in 2007, 2008, 2009, 2011, 2012 and 2013

the 2010, 2015 and 2016 year classes broke the cycle. The 2015 and 2016 cohorts will be a potential larval source until 2022.

Right now, green crabs are still too rare to exert a measurable effect on the native benthic community and on shellfish culture in Oregon and Washington. The next few years are critical in determining whether green crabs can persist in Oregon and Washington coastal estuaries. Luckily the 2015 El Niño has dissipated with weak La Niña or ENSO neutral conditions predicted for the early part of 2017

(http://iri.columbia.edu/our-expertise/climate/forecasts/enso/current/?enso_tab=enso-cpc_plume).

Outreach efforts to educate the general public, boaters and shellfish growers about the dangers of transporting non-native Aquatic Nuisance Species (ANS) should continue. Such efforts could delay the spread of ANS in general, and could prevent the establishment of green crabs in the inland sea between Vancouver Island and the mainland, including Puget Sound and Hood Canal. While recently 5 live green crabs from the 2015 and 2016 year classes were discovered near Anacortes, Washington (Grason et al. in press, Behrens Yamada et al. in press), these few individuals must likely do not represent a breeding population. Once green crabs get established in this inland sea, they would spread very quickly as many suitable habitats, devoid of larger crabs and other predators, exist in shallow, warm bays near freshwater outfalls. Other non-native species such as the Japanese oyster, the manila clam and the purple varnish clam spread very rapidly throughout the inland sea as their larvae were retained and not carried out to sea, as appears to be the case on the open Oregon and Washington coasts once the summer upwelling pattern starts (Behrens Yamada Peterson and Kosro 2015).

Acknowledgements

We thank the staff and faculty of the Oregon Institute of Marine Biology for their hospitality while sampling in Coos Bay, and Chuck's Seafood of Charleston, Oregon for providing most of the bait. Additional survey results for Willapa Bay and Grays Harbor were kindly supplied by Sean McDonald, Emily Grason and Jeff Adams, as part of the Washington Sea Grant sponsored "Crab Team". Aidan Westrope, Kali Grischone Byrns, Bryan VanOrman helped trap in Yaquina, Erica Wilkinson, Sabina Hedlova, and Ryan Scott, in Coos Bay. Anthony F. DAndrea, Steve Shotwell and Mark Ballo provided green crab sightings from Netarts Bay, Willapa Bay and Grays Harbor respectively. SBY thanks the Oregon State University Valley Library for the use of a research room during preparation of this manuscript.

Literature Cited

- Behrens Yamada, S, Thomson, RE, Gillespie, GE, Norgard, TC. 2017. The European green crab, *Carcinus maenas*, enters the Salish Sea. To be submitted to Journal of Shellfish Research.
- Behrens Yamada, S, Peterson, W.T. Kosro, P.M. 2015. Biological and physical ocean indicators predict the success of an invasive crab, *Carcinus maenas*, in the northern California Current. Mar Ecol Prog Ser 537:175-189. Doi:10.3354/meps11431/

- Behrens Yamada, S., T.M. Davidson and S. Fisher 2010. "Claw Morphology and Feeding Rates of introduced European green crabs (*Carcinus maenas*) and native Dungeness crabs (*Cancer magister*)". *Journal of Shellfish Research* 29(2):1-7.
- Behrens Yamada, S. and P.M. Kosro (2010). Linking ocean conditions to year class strength of the invasive European green crab, *Carcinus maenas*. *Biological Invasions* 12:1791-1804. DOI: 10.1007/s10530-009-9589-y.
- Behrens Yamada, S. and Gillespie, G. E. 2008. Will the European green crab (*Carcinus maenas*) persist in the Pacific Northwest? The Fifth International Conference on Marine Bioinvasions. International Council for the Exploration of the Sea, *Journal of Marine Science*, 65: 725-729. Doi:10.1093/icesjms/fsm191
- Behrens Yamada, S., B.R. Dumbauld, A. Kalin, C. Hunt, R. Figlar-Barnes and A. Randall 2005. Growth and persistence of a recent invader *Carcinus maenas* in estuaries of the Northeastern Pacific. *Biological Invasions* 7:309-321
- Behrens Yamada, S. 2001. *Global Invader: The European Green Crab*. 123 pages. Oregon Sea Grant, Washington Sea Grant.
- Behrens Yamada, S. and C. Hunt 2000. The arrival and spread of the European green crab, *Carcinus maenas*, in the Pacific Northwest. *Dreissena!* 11 (2): 1-7.
- Behrens Yamada, S. and T. Davidson 2002. Status of the European Green Crab in Oregon Estuaries during the Summer of 2002. Report prepared for Pacific States Marine Fisheries Commission.
- Carlton, J.T. and A.N. Cohen 2003. Episodic global dispersal in shallow water marine organisms: The case history of the European shore crabs *Carcinus maenas* and *C. aestuarii*. *J. of Biogeography* 30(12):1809-1820.
- Cohen, A.N., J.T. Carlton, and M.C. Fountain, 1995. Introduction, dispersal and potential impacts of the green crab *Carcinus maenas* in San Francisco Bay, California. *Marine Biology*. 122:225-237
- Crothers, J.H. 1968. The biology of the shore crab *Carcinus maenas* (L.). 2. The life of the adult crab. *Field Studies* 2:597-614.
- Gillespie, G.E., Norgard, T.C., Anderson, E.D., Haggarty, D.R., and Phillips, A.C. 2015. Distribution and biological characteristics of European Green Crab, *Carcinus maenas*, in British Columbia, 2006 - 2013. *Can. Tech. Rep. Fish. Aquat. Sci.* 3120: viii + 88 p.
- Gillespie, G. E., A. C. Phillips, D. L. Paltzat and T. W. Therriault 2007. Surveys for European green crab, *Cacinus maenas*, in British Columbia-2006. Canadian Technical Report of Fisheries and Aquatic Sciences 2700
- Grason EW, McDonald PS, Adams J, Little K, Apple JK, Pleus A (20XX) Citizen science program detects range expansion of the globally invasive European green Crab in Washington State (USA). to be submitted to *Bioinvasion Records*
- Hunt, C.E. and S. Behrens Yamada 2003. Biotic resistance experienced by an invasive crustacean in a temperate estuary. *Biological Invasions* 5 (1) 33-43. 1989-2000.
- Jamieson, G.S., E.D. Grosholtz, D.A. Armstrong and R.W. Elner 1998. Potential ecological implications for the introduction of the European green crab, *Carcinus maenas*, (Linnaeus), to British Columbia, Canada and Washington, USA. *Journal of Natural History* 32:1587-1598.
- Jensen, G.C., P.S. McDonald, and D.A. Armstrong. 2002. East meets west: competitive interactions between green crab, *Carcinus maenas* and *Hemigrapsus* spp. *Marine Ecology Progress Series* 225:251-262.

- Jensen, G.C., P.S. McDonald, and D.A. Armstrong. 2007. Biotic resistance to green crab, *Carcinus maenas*, in California bays. *Marine Biology* 151:2231-2243
- Lafferty, K. and A. Kuris 1996. Biological control of marine pests. *Ecology* 77: 1989-2000.
- McDonald, P.S., G.C. Jensen and D.A. Armstrong 2001. The competitive and predatory impacts of the nonindigenous crab *Carcinus maenas* (L) on early benthic phase Dungeness crab *Cancer magister* Dana. *Journal of Experimental Marine Biology and Ecology* 258(1):39-54.
- Neckles, H.A. 2015. Loss of eelgrass in Casco Bay, Maine, linked to green crab disturbance. *Northeastern Naturalist* 22(3):478-500.
- Say, T. 1817. An account of the Crustacean of the United States. *Journal of the Academy of Natural Sciences of Philadelphia* 1:57-63.
- Zeng, C., P. Abello, and E. Naylor 1999. Endogenous tidal and semilunar moulting rhythms in early juvenile shore crabs *Carcinus maenas*: implications for adaptations to a high intertidal habitat. *Marine Ecology Progress Series* 191: 257-266.

| | | | | | | | | | | | |
|---------------------|-----------|------|--|------|------|--|-------|------|------|------|----|
| Old Hatchery | 7/26/2016 | Fish | | | | | 20.25 | | 1.75 | | 4 |
| | | | | | | | | | | | |
| Strawberry Is. | 7/26/2016 | Fish | | | | | 31 | | 5.5 | | 4 |
| | | | | | | | | | | | |
| Clam Island | 7/26/2016 | Fish | | | | | 33.3 | | 3.67 | | 3 |
| | | | | | | | | | | | |
| Fossil Point | 7/19/2016 | Fish | | | | | 1.67 | | 6 | | 6 |
| | | | | | | | | | | | |
| Pony Slough | 7/20/2016 | Fish | | | 0.33 | | 0.5 | | | | 6 |
| | | | | | | | | | | | |
| N. Bend Boardwalk | 7/21/2016 | Fish | | 0.17 | | | 2.33 | | | | 6 |
| | | | | | | | | | | | |
| Ferry Rd. Park | 7/21/2016 | Fish | | 0.33 | | | 11 | | 3.67 | | 6 |
| | | | | | | | | | | | |
| Coos History Museum | 8/03/2016 | Fish | | 3.17 | 0.17 | | 1.67 | 0.17 | | 0.5 | 6 |
| | 8/17/2016 | Both | | 1.3 | | | | | | | 10 |
| | 8/18/2016 | Both | | 0.6 | | | | | | | 10 |
| | | | | | | | | | | | |
| Coos Bay Boardwalk | 8/03/2016 | Fish | | 1.17 | 0.17 | | 1.00 | | | 0.17 | 6 |
| | 8/17/2016 | Fish | | 1.33 | | | | | | | 3 |
| | | | | | | | | | | | 8 |
| | | | | | | | | | | | |
| Coal Bank Slough | 8/04/2016 | Fish | | 2.33 | 3.5 | | 1.17 | 0.5 | | | 6 |
| | | | | | | | | | | | |
| Isthmus Slough | 8/04/2016 | Fish | | 1.0 | 0.17 | | 2.17 | 1.5 | | | 6 |
| | | | | | | | | | | | |
| Millicoma Boat Ramp | 8/05/2016 | Fish | | 0.5 | 0.17 | | 13 | 3.33 | | | 6 |
| | | | | | | | | | | | |
| Catching Slough | 8/05/2016 | Fish | | | 2.83 | | 4.17 | 1.5 | | 0.5 | 6 |
| | | | | | | | | | | | |
| Willanch Creek | 8/19/2016 | Fish | | 4.33 | 0.67 | | 0.83 | | | | 6 |
| | | | | | | | | | | | |
| Across from Somar | 8/19/2016 | Fish | | 0.5 | 24 | | 1 | 0.17 | | | 6 |

| | | | | | | | | | | | |
|---|-----------|--------|--|-------|-------|-------|------|------|-------|------|-----|
| Sawyer's Landing | 5/18-22 | | | 0.75 | | | | | | 2.75 | 12 |
| | | | | | | | | | | | |
| HMSC Pumphouse <i>N 44° 37.408'</i> <i>W 124° 02.576'</i> | 4/2016 | Fish | | 1.25 | 0.13 | | 3.25 | 0.13 | 0.5 | | 8 |
| | 5/21-23 | Fish | | 0.523 | 0.575 | | 3.24 | | 2.248 | | 19 |
| | 5/26-27 | Fish | | 0.375 | | | 0.75 | | 3.0 | | 8 |
| | 6/24/2016 | Fish | | 0.71 | 0.28 | 0.14 | 1.71 | | 0.57 | 1.28 | 7 |
| | | | | | | | | | | | |
| Oregon Coast Aquarium Mudflat <i>N 44° 37.108'</i> <i>W 124° 02.165'</i> | 4/4/2016 | fish | | 2 | 0.6 | | 9.6 | | | | 5 |
| | 4/4/2016 | minnow | | 0.1 | 3.8 | 0.1 | | | | | 10 |
| | 5/16-23 | Fish | | 1.935 | 1.48 | 0.032 | 2.81 | | | | 31 |
| | 6/24/2016 | Fish | | 3.28 | 6.71 | 0.14 | | | | 1.8 | 7 |
| | 6/24/2016 | minnow | | 0.2 | 6.6 | 0.4 | | | | | 10 |
| | 7/16/2016 | Fish | | 1.25 | | | | | | | 4 |
| | 8/15/2016 | Minnow | | 0.4 | 4.1 | | | | | 0.4 | 10 |
| | 9/19/2016 | minnow | | 0.4 | 3.3 | | | | | 0.3 | 10 |
| | | | | | | | | | | | |
| Idaho Point <i>N 44° 36.818'</i> <i>W 124° 01.582'</i> | 8/16/2016 | Fish | | 3.2 | 0.9 | | 4.1 | | | 1.8 | 10 |
| | | | | | | | | | | | |
| | | | | | | | | | | | |
| Total Number | | | | 220 | | | | | | | 200 |

Mean CPUE (Catch/trap/day)

Tillamook Bay

| | | | | | | | | | | | |
|---|-----------|--------|--|-----|-----|--|------|--|--|-----|----|
| Site | | | | | | | | | | | |
| View Point <i>N 45° 32.623'</i> <i>W 123° 54.183'</i> | 7/6/2016 | Fish | | 1.2 | 0.1 | | 3.7 | | | 3.4 | 10 |
| | 8/18/2016 | Fish | | 1.7 | 0.3 | | 4.0 | | | 0.5 | 10 |
| | 9/16/2016 | Fish | | 5.6 | | | 14.4 | | | 1.0 | 5 |
| | | | | | | | | | | | |
| Tillamook Spit B <i>N 45° 30.456'</i> <i>W 123° 56.615'</i> | 9/21/2016 | minnow | | 0.3 | 1.4 | | | | | | 10 |
| | 9/22/2016 | minnow | | 0.1 | 2.0 | | | | | | 10 |

| | | | | | | | | | | | |
|--|-----------|--------|--|-----|------|--|--|--|--|-----|----|
| | | | | | | | | | | | |
| Pitcher Point <i>N 45° 30.365'</i> <i>W 123° 56.508'</i> | 9/21/2016 | minnow | | 0.4 | 0.5 | | | | | 0.1 | 10 |
| | 9/22/2016 | minnow | | 0.1 | 2.14 | | | | | 0.2 | 10 |
| | | | | | | | | | | | |
| Total Number | | | | 66 | | | | | | | 65 |

Netarts Bay**Mean CPUE (Catch/trap/day)**

| Site | | Trap Type | Zone | <i>Carcinus maenas</i> | <i>Hemigrapsus oregonensis</i> | <i>Hemigrapsus nudus</i> | <i>Cancer magister</i> | <i>Cancer magister</i> (Recruits) | <i>Cancer productus</i> | Sculpin | Number Traps |
|---|-----------|-----------|------|------------------------|--------------------------------|--------------------------|------------------------|-----------------------------------|-------------------------|---------|--------------|
| Boat Ramp | 9/21/2016 | minnow | | 0 | | 0.4 | | | | 0.2 | 10 |
| | | | | | | | | | | | |
| Intersection <i>N 45° 24.865'</i> <i>W 123° 56.064'</i> | 7/6/2016 | fish | | 1.67 | 0.17 | | 0.1 | | | 0.5 | 6 |
| | 8/18/2016 | fish | | 3.38 | 0.13 | | 5.13 | 0.13 | 0.63 | 0.88 | 6 |
| | 9/17/2016 | Fish | | 1.6 | 0.6 | 0.4 | 6.4 | | 1.38 | 0.4 | 5 |
| | | | | | | | | | | | |
| Whiskey Creek Salmon Hatchery <i>N 45° 23.670'</i> <i>W 123° 56.214'</i> | 7/6/2016 | Fish | | 1.5 | 1.0 | | 1.0 | | | 2.5 | 2 |
| | 7/6/2016 | minnow | | 0 | 3.5 | 0.5 | | | | 0.63 | 8 |
| | 8/18/2016 | minnow | | 1.0 | 1.4 | | | | | 0.3 | 10 |
| | 9/21/16 | minnow | | 0.2 | 4.3 | 0.1 | | | | | 10 |
| | 9/22/2016 | minnow | | 0.2 | 5.45 | 0.05 | | | | | 20 |
| | | | | | | | | | | | |
| Total Number | | | | 62 | | | | | | | 77 |

Willapa Bay**Mean CPUE (Catch/trap/day)**

| Site | | Trap Type | Zone | <i>Carcinus maenas</i> | <i>Hemigrapsus oregonensis</i> | <i>Hemigrapsus nudus</i> | <i>Cancer magister</i> | <i>Cancer magister</i> (Recruits) | <i>Cancer productus</i> | Sculpins | Number Traps |
|-----------------------------------|------------|-----------|------|------------------------|--------------------------------|--------------------------|------------------------|-----------------------------------|-------------------------|----------|--------------|
| Tokeland | 8/16/2016 | Fish | | 0 | | | | | | | 20 |
| | 8/16/2106 | minnow | | 0 | | | | | | | 20 |
| Stackpole <i>N 46° 35.848'</i> | 8/15-19/16 | Fish | | 0.06 | | | | | | | 20 |
| | 8/15-19/16 | minnow | | 0 | | | | | | | 20 |
| | 9/21/2016 | Pit-fall | | 0.167 | 3.5 | | 1.5 | | | 0 | 6 |

| | | | | | | | | | | | |
|----------------|-----------|----------|--|---|------|--|-----|--|--|------|-----|
| W 124° 02.195' | 9/22/2016 | Pit-fall | | 0 | | | | | | | 6 |
| | 9/21/2016 | minnow | | 0 | 2.27 | | 0.4 | | | 0.13 | 15 |
| | 9/22/2016 | minnow | | 0 | | | | | | | 15 |
| Total Number | | | | 7 | | | | | | | 122 |

Appendix 2. *Carcinus maenas*. Catches and Sightings from Oregon and Washington Estuaries in 2016. Crabs were assigned to year classes based on the size and condition attained by tagged crabs of known age (Behrens Yamada et al. 2005). Crabs that are green have molted recently, while red crabs have not molted for a long time, in some case well over a year. Missing limbs are numbered in sequence: R1= Right claw; R5= last leg on right side, L1= left claw, L5=last leg on left side.

| Estuary | Site | Date | Sex | Carapace Width (mm) | Weight (g) | color | Year classt | Missing limbs | comments |
|---------|-----------------------|-----------|-----|---------------------|------------|--------|-------------|---------------|----------|
| COOS | Transpacific Highway | 4/30/2016 | F | 48.36 | 23.5 | | 2015 | | |
| COOS | Transpacific Highway | 4/30/2016 | F | 55.14 | 26.2 | | 2015 | | |
| COOS | Transpacific Highway | 5/1/2016 | F | 50.1 | 28.2 | | 2015 | | |
| COOS | Transpacific Highway | 5/1/2016 | F | 53.74 | 29.1 | | 2015 | | |
| COOS | Transpacific Highway | 5/1/2016 | M | 53.84 | 29.7 | | 2015 | | |
| COOS | Transpacific Highway | 5/1/2016 | F | 53.45 | 30.9 | | 2015 | | |
| COOS | Transpacific Highway | 4/30/2016 | M | 53.45 | 31.3 | | 2015 | | |
| COOS | Transpacific Highway | 4/30/2016 | M | 54.3 | 33.5 | | 2015 | | |
| COOS | Transpacific Highway | 5/1/2016 | F | 57.49 | 35.3 | | 2015 | | |
| COOS | Transpacific Highway | 4/30/2016 | M | 55.97 | 35.4 | | 2015 | | |
| COOS | Transpacific Highway | 4/30/2016 | M | 57.1 | 36.6 | | 2015 | | |
| COOS | Transpacific Highway | 5/1/2016 | M | 61.38 | 37.8 | | 2015 | | |
| COOS | Transpacific Highway | 4/30/2016 | F | 59.44 | 38 | | 2015 | | |
| COOS | Transpacific Highway | 4/30/2016 | F | 57.43 | 38.2 | | 2015 | | |
| COOS | Transpacific Highway | 4/30/2016 | F | 62.51 | 38.6 | | 2015 | | |
| COOS | Transpacific Highway | 5/1/2016 | M | 59.92 | 38.8 | | 2015 | | |
| COOS | Transpacific Highway | 4/30/2016 | M | 54.9 | 38.9 | | 2015 | | |
| COOS | McCullough Bridge (N) | 5/1/2016 | M | 56.27 | 39.9 | | 2015 | | |
| COOS | Transpacific Highway | 4/30/2016 | F | 59.71 | 40.1 | | 2015 | | |
| COOS | McCullough Bridge (N) | 5/1/2016 | M | 56.86 | 40.8 | | 2015 | | |
| COOS | McCullough Bridge (N) | 4/30/2016 | M | 48.72 | 42.1 | | 2015 | | |
| COOS | Transpacific Highway | 5/1/2016 | F | 58.34 | 43 | | 2015 | | |
| COOS | Transpacific Highway | 4/30/2016 | M | 61.67 | 45.3 | | 2015 | | |
| COOS | McCullough Bridge (N) | 4/30/2016 | M | 60.33 | 47.2 | orange | 2015 | | |

| | | | | | | | | | |
|------|-----------------------|-----------|---|-------|-------|--------|------|--|--|
| COOS | McCullough Bridge (N) | 5/1/2016 | M | 59.35 | 47.4 | | 2015 | | |
| COOS | Transpacific Highway | 5/1/2016 | M | 58.59 | 48 | | 2015 | | |
| COOS | McCullough Bridge (N) | 4/30/2016 | M | 60.94 | 48.1 | | 2015 | | |
| COOS | Transpacific Highway | 5/1/2016 | M | 59.93 | 49.5 | | 2015 | | |
| COOS | Transpacific Highway | 5/1/2016 | M | 65.86 | 50.4 | | 2015 | | |
| COOS | Transpacific Highway | 5/1/2016 | M | 61.87 | 52.1 | | 2015 | | |
| COOS | Transpacific Highway | 5/1/2016 | M | 60.43 | 52.2 | | 2015 | | |
| COOS | McCullough Bridge (N) | 4/30/2016 | M | 62.69 | 52.7 | | 2015 | | |
| COOS | Transpacific Highway | 4/30/2016 | M | 63.49 | 54.2 | | 2015 | | |
| COOS | McCullough Bridge (N) | 4/30/2016 | M | 61.19 | 54.2 | | 2015 | | |
| COOS | Transpacific Highway | 5/1/2016 | M | 62.25 | 54.3 | | 2015 | | |
| COOS | Transpacific Highway | 5/1/2016 | M | 62.88 | 54.4 | | 2015 | | |
| COOS | Transpacific Highway | 5/1/2016 | M | 60.85 | 54.4 | | 2015 | | |
| COOS | Transpacific Highway | 4/30/2016 | M | 65.74 | 55 | | 2015 | | |
| COOS | McCullough Bridge (N) | 5/1/2016 | M | 62.61 | 56.7 | | 2015 | | |
| COOS | McCullough Bridge (N) | 4/30/2016 | M | 63.49 | 57 | | 2015 | | |
| COOS | McCullough Bridge (N) | 4/30/2016 | M | 64.66 | 57.3 | orange | 2015 | | |
| COOS | McCullough Bridge (N) | 5/1/2016 | M | 61.85 | 57.7 | | 2015 | | |
| COOS | Transpacific Highway | 4/30/2016 | M | 64.83 | 58 | | 2015 | | |
| COOS | Transpacific Highway | 5/1/2016 | M | 63.11 | 58.3 | | 2015 | | |
| COOS | Transpacific Highway | 5/1/2016 | M | 69.08 | 58.5 | | 2015 | | |
| COOS | Transpacific Highway | 5/1/2016 | F | 57.18 | 60.1 | | 2015 | | |
| COOS | Transpacific Highway | 5/1/2016 | M | 66.19 | 60.5 | | 2015 | | |
| COOS | Transpacific Highway | 4/30/2016 | M | 66.45 | 61 | | 2015 | | |
| COOS | Transpacific Highway | 5/1/2016 | M | 64.19 | 61.4 | | 2015 | | |
| COOS | Transpacific Highway | 5/1/2016 | M | 65.05 | 62.6 | | 2015 | | |
| COOS | Transpacific Highway | 5/1/2016 | M | 64.73 | 63 | | 2015 | | |
| COOS | Transpacific Highway | 4/30/2016 | M | 68.2 | 63 | | 2015 | | |
| COOS | Transpacific Highway | 5/1/2016 | M | 69.43 | 63.3 | | 2015 | | |
| COOS | Transpacific Highway | 5/1/2016 | M | 69.03 | 63.33 | | 2015 | | |
| COOS | Transpacific Highway | 5/1/2016 | M | 65.02 | 64 | | 2015 | | |

| | | | | | | | | | |
|------|-----------------------|-----------|---|-------|------|--|------|--|--|
| COOS | Transpacific Highway | 5/1/2016 | M | 64.71 | 65.1 | | 2015 | | |
| COOS | Transpacific Highway | 5/1/2016 | M | 64.92 | 65.1 | | 2015 | | |
| COOS | McCullough Bridge (N) | 4/30/2016 | M | 66.7 | 65.1 | | 2015 | | |
| COOS | Transpacific Highway | 5/1/2016 | M | 64.44 | 65.4 | | 2015 | | |
| COOS | Transpacific Highway | 5/1/2016 | M | 65.76 | 65.5 | | 2015 | | |
| COOS | Transpacific Highway | 5/1/2016 | M | 70.87 | 66 | | 2015 | | |
| COOS | McCullough Bridge (N) | 5/1/2016 | M | 66.2 | 66.3 | | 2015 | | |
| COOS | Transpacific Highway | 4/30/2016 | M | 67.88 | 66.4 | | 2015 | | |
| COOS | Transpacific Highway | 5/1/2016 | M | 66.26 | 66.5 | | 2015 | | |
| COOS | Transpacific Highway | 5/1/2016 | M | 65.66 | 67.2 | | 2015 | | |
| COOS | Transpacific Highway | 5/1/2016 | M | 68.44 | 67.3 | | 2015 | | |
| COOS | Transpacific Highway | 5/1/2016 | M | 63.53 | 67.4 | | 2015 | | |
| COOS | Transpacific Highway | 4/30/2016 | M | 66.68 | 67.7 | | 2015 | | |
| COOS | Transpacific Highway | 5/1/2016 | M | 67.41 | 67.9 | | 2015 | | |
| COOS | McCullough Bridge (N) | 5/1/2016 | M | 68.88 | 68.1 | | 2015 | | |
| COOS | McCullough Bridge (N) | 4/30/2016 | M | 65.5 | 68.7 | | 2015 | | |
| COOS | Transpacific Highway | 5/1/2016 | M | 65.74 | 69.3 | | 2015 | | |
| COOS | McCullough Bridge (N) | 5/1/2016 | M | 66.09 | 69.4 | | 2015 | | |
| COOS | Transpacific Highway | 4/30/2016 | M | 70.46 | 69.5 | | 2015 | | |
| COOS | Transpacific Highway | 5/1/2016 | M | 67.22 | 69.8 | | 2015 | | |
| COOS | Transpacific Highway | 4/30/2016 | M | 71.08 | 69.9 | | 2015 | | |
| COOS | McCullough Bridge (N) | 4/30/2016 | M | 68.04 | 70.2 | | 2015 | | |
| COOS | Transpacific Highway | 4/30/2016 | M | 71.2 | 70.3 | | 2015 | | |
| COOS | McCullough Bridge (N) | 4/30/2016 | M | 69.31 | 70.5 | | 2015 | | |
| COOS | Transpacific Highway | 4/30/2016 | M | 74.94 | 71 | | 2015 | | |
| COOS | Transpacific Highway | 4/30/2016 | M | 65.76 | 71 | | 2015 | | |
| COOS | Transpacific Highway | 5/1/2016 | M | 65.93 | 71.6 | | 2015 | | |
| COOS | Transpacific Highway | 4/30/2016 | M | 71.3 | 71.9 | | 2015 | | |
| COOS | Transpacific Highway | 4/30/2016 | M | 68.53 | 71.9 | | 2015 | | |
| COOS | McCullough Bridge (N) | 4/30/2016 | M | 70.27 | 72.1 | | 2015 | | |
| COOS | McCullough Bridge (N) | 5/1/2016 | M | 67.42 | 72.2 | | 2015 | | |

| | | | | | | | | | |
|------|-----------------------|-----------|---|-------|------|--|------|--|--|
| COOS | Transpacific Highway | 4/30/2016 | M | 72.41 | 72.7 | | 2015 | | |
| COOS | Transpacific Highway | 5/1/2016 | M | 67.25 | 72.8 | | 2015 | | |
| COOS | Transpacific Highway | 5/1/2016 | M | 69.53 | 73.4 | | 2015 | | |
| COOS | Transpacific Highway | 5/1/2016 | M | 68.45 | 73.4 | | 2015 | | |
| COOS | Transpacific Highway | 5/1/2016 | M | 68.48 | 73.8 | | 2015 | | |
| COOS | Transpacific Highway | 5/1/2016 | M | 67.33 | 73.9 | | 2015 | | |
| COOS | Transpacific Highway | 4/30/2016 | M | 68.85 | 73.9 | | 2015 | | |
| COOS | Transpacific Highway | 4/30/2016 | M | 71.13 | 74.9 | | 2015 | | |
| COOS | Transpacific Highway | 4/30/2016 | M | 69.77 | 75 | | 2015 | | |
| COOS | Transpacific Highway | 5/1/2016 | M | 71.18 | 75.8 | | 2015 | | |
| COOS | Transpacific Highway | 5/1/2016 | M | 68.47 | 76.1 | | 2015 | | |
| COOS | McCullough Bridge (N) | 4/30/2016 | M | 68.87 | 76.4 | | 2015 | | |
| COOS | Transpacific Highway | 5/1/2016 | M | 70.54 | 76.6 | | 2015 | | |
| COOS | McCullough Bridge (N) | 5/1/2016 | M | 71.12 | 76.6 | | 2015 | | |
| COOS | McCullough Bridge (N) | 5/1/2016 | M | 69.39 | 76.8 | | 2015 | | |
| COOS | Transpacific Highway | 4/30/2016 | M | 70.85 | 78 | | 2015 | | |
| COOS | Transpacific Highway | 5/1/2016 | M | 69.45 | 79.4 | | 2015 | | |
| COOS | Transpacific Highway | 4/30/2016 | M | 71.49 | 79.5 | | 2015 | | |
| COOS | Transpacific Highway | 5/1/2016 | M | 72.86 | 79.7 | | 2015 | | |
| COOS | Transpacific Highway | 5/1/2016 | M | 70.52 | 80.2 | | 2015 | | |
| COOS | McCullough Bridge (N) | 5/1/2016 | M | 72.16 | 80.4 | | 2015 | | |
| COOS | Transpacific Highway | 5/1/2016 | M | 69.45 | 80.5 | | 2015 | | |
| COOS | McCullough Bridge (N) | 5/1/2016 | M | 69.95 | 80.6 | | 2015 | | |
| COOS | Transpacific Highway | 5/1/2016 | M | 73.1 | 81.2 | | 2015 | | |
| COOS | Transpacific Highway | 4/30/2016 | M | 72.73 | 81.2 | | 2015 | | |
| COOS | Transpacific Highway | 4/30/2016 | M | 72.52 | 81.3 | | 2015 | | |
| COOS | Transpacific Highway | 5/1/2016 | M | 70.45 | 81.5 | | 2015 | | |
| COOS | Transpacific Highway | 4/30/2016 | M | 72.86 | 81.9 | | 2015 | | |
| COOS | Transpacific Highway | 5/1/2016 | M | 70.77 | 82.1 | | 2015 | | |
| COOS | Transpacific Highway | 4/30/2016 | M | 71.44 | 82.9 | | 2015 | | |
| COOS | McCullough Bridge (N) | 5/1/2016 | M | 71.66 | 83.1 | | 2015 | | |

| | | | | | | | | | |
|------|-----------------------|-------------|---|-------------|-------------|-----|------|--|--|
| COOS | Transpacific Highway | 4/30/2016 | M | 72.06 | 83.8 | | 2015 | | |
| COOS | Transpacific Highway | 5/1/2016 | M | 70.98 | 84.5 | | 2015 | | |
| COOS | Transpacific Highway | 4/30/2016 | M | 72.57 | 85.6 | | 2015 | | |
| COOS | McCullough Bridge (N) | 5/1/2016 | M | 72.3 | 87 | | 2015 | | |
| COOS | Transpacific Highway | 4/30/2016 | M | 75.25 | 87.5 | | 2015 | | |
| COOS | Transpacific Highway | 4/30/2016 | M | 73.72 | 87.7 | | 2015 | | |
| COOS | McCullough Bridge (N) | 4/30/2016 | M | 74.04 | 87.9 | | 2015 | | |
| COOS | Transpacific Highway | 5/1/2016 | M | 71.16 | 88.5 | | 2015 | | |
| COOS | Transpacific Highway | 4/30/2016 | M | 75.48 | 88.6 | | 2015 | | |
| COOS | Transpacific Highway | 4/30/2016 | M | 78.19 | 89.6 | | 2015 | | |
| COOS | McCullough Bridge (N) | 4/30/2016 | M | 74.36 | 90.4 | | 2015 | | |
| COOS | McCullough Bridge (N) | 5/1/2016 | M | 74.68 | 90.5 | | 2015 | | |
| COOS | Transpacific Highway | 4/30/2016 | M | 72.46 | 91.3 | | 2015 | | |
| COOS | McCullough Bridge (N) | 4/30/2016 | M | 70.48 | 91.3 | | 2015 | | |
| COOS | McCullough Bridge (N) | 4/30/2016 | M | 71.99 | 92.1 | | 2015 | | |
| COOS | Transpacific Highway | 4/30/2016 | M | 74.03 | 92.2 | | 2015 | | |
| COOS | Transpacific Highway | 5/1/2016 | M | 73.8 | 92.7 | | 2015 | | |
| COOS | Transpacific Highway | 4/30/2016 | M | 71.02 | 93.3 | | 2015 | | |
| COOS | Transpacific Highway | 4/30/2016 | M | 74.79 | 93.7 | | 2015 | | |
| COOS | Transpacific Highway | 5/1/2016 | M | 71.48 | 94 | | 2015 | | |
| COOS | McCullough Bridge (N) | 4/30/2016 | M | 74.49 | 95.2 | | 2015 | | |
| | | Mean | | 66.2 | 65.6 | | | | |
| COOS | Transpacific Highway | 4/30/2016 | M | 76.07 | 95.6 | red | 2014 | | |
| COOS | McCullough Bridge (N) | 4/30/2016 | M | 75.68 | 95.6 | | 2014 | | |
| COOS | Transpacific Highway | 5/1/2016 | M | 76.75 | 96.5 | | 2014 | | |
| COOS | Transpacific Highway | 5/1/2016 | M | 75.1 | 97 | | 2014 | | |
| COOS | Transpacific Highway | 5/1/2016 | M | 78.76 | 97.1 | | 2014 | | |
| COOS | McCullough Bridge (N) | 4/30/2016 | M | 76.03 | 97.4 | | 2014 | | |
| COOS | Transpacific Highway | 5/1/2016 | M | 75.17 | 97.7 | | 2014 | | |
| COOS | Transpacific Highway | 5/1/2016 | M | 74.49 | 98.7 | | 2014 | | |
| COOS | Transpacific Highway | 4/30/2016 | M | 76.4 | 100.1 | | 2014 | | |

| | | | | | | | | | |
|------|-----------------------|-------------|--------|-------------|--------------|--------|------|--|--------------------|
| COOS | Transpacific Highway | 4/30/2016 | M | 78.22 | 102.2 | | 2014 | | |
| COOS | Transpacific Highway | 4/30/2016 | M | 77.49 | 102.6 | red | 2014 | | |
| COOS | Transpacific Highway | 5/1/2016 | M | 75.81 | 103.6 | | 2014 | | |
| COOS | Transpacific Highway | 4/30/2016 | M | 75.93 | 104.3 | | 2014 | | |
| COOS | Transpacific Highway | 5/1/2016 | M | 67.88 | 104.4 | | 2014 | | |
| COOS | Transpacific Highway | 4/30/2016 | M | 82.92 | 104.4 | | 2014 | | |
| COOS | Transpacific Highway | 4/30/2016 | M | 78.22 | 105.4 | | 2014 | | |
| COOS | Transpacific Highway | 5/1/2016 | M | 78.52 | 112.7 | | 2014 | | |
| COOS | Transpacific Highway | 5/1/2016 | M | 77.94 | 113.4 | | 2014 | | |
| COOS | Transpacific Highway | 4/30/2016 | M | 81.94 | 113.6 | | 2014 | | |
| COOS | McCullough Bridge (N) | 4/30/2016 | M | 77.08 | 114.2 | | 2014 | | |
| COOS | Transpacific Highway | 5/1/2016 | M | 79.14 | 116.5 | | 2014 | | |
| COOS | Transpacific Highway | 5/1/2016 | M | 81.2 | 117.1 | | 2014 | | |
| COOS | Transpacific Highway | 5/1/2016 | M | 77.86 | 119.7 | | 2014 | | |
| COOS | Transpacific Highway | 5/1/2016 | M | 82.98 | 121.2 | | 2014 | | |
| COOS | Transpacific Highway | 5/1/2016 | M | 82.58 | 123.9 | | 2014 | | |
| COOS | Transpacific Highway | 4/30/2016 | M | 86.48 | 127.8 | | 2014 | | |
| | | MEAN | | 77.9 | 107.0 | | | | |
| | | | | | | | | | |
| COOS | Transpacific South | 7/18/2016 | male | 76.93 | 86.1 | yellow | 2014 | | Christina Geierman |
| COOS | Coalbank Slough | 8/4/2016 | female | 63.52 | 63.1 | green | 2015 | | Christina Geierman |
| COOS | Coalbank Slough | 8/4/2016 | male | 66.72 | 71.9 | orange | 2015 | | Cristina Geierman |
| COOS | Coalbank Slough | 8/4/2016 | male | 68.93 | 57.8 | yellow | 2015 | | Christina Geierman |
| COOS | Coalbank Slough | 8/4/2016 | male | 70.05 | 88.6 | orange | 2015 | | Cristina Geierman |
| COOS | Coalbank Slough | 8/4/2016 | male | 73.14 | 80.5 | orange | 2015 | | Christina Geierman |
| COOS | Coalbank Slough | 8/4/2016 | male | 73.55 | 98.8 | yellow | 2015 | | Cristina Geierman |
| COOS | Coalbank Slough | 8/4/2016 | male | 74.08 | 98.5 | orange | 2015 | | Christina Geierman |
| COOS | Coalbank Slough | 8/4/2016 | male | 74.08 | 106.4 | yellow | 2015 | | Cristina Geierman |
| COOS | Coalbank Slough | 8/4/2016 | male | 74.39 | 106.4 | yellow | 2015 | | Christina Geierman |
| COOS | Coalbank Slough | 8/4/2016 | male | 77.89 | 111.2 | yellow | 2015 | | Cristina Geierman |
| COOS | Coalbank Slough | 8/4/2016 | male | 78.4 | 115.3 | yellow | 2015 | | Christina Geierman |

| | | | | | | | | | |
|------|---------------------|-----------|--------|-------|-------|------------|------|--|--------------------|
| COOS | Coalbank Slough | 8/4/2016 | male | 78.97 | 119.2 | orange | 2015 | | Cristina Geierman |
| COOS | Coalbank Slough | 8/4/2016 | male | 82.45 | 151 | yellow | 2014 | | Christina Geierman |
| COOS | Coos Bay Boardwalk | 8/3/2016 | male | 66.59 | 76.3 | orange | 2015 | | Cristina Geierman |
| COOS | Coos Bay Boardwalk | 8/3/2016 | male | 67.69 | 79.2 | yellow | 2015 | | Christina Geierman |
| COOS | Coos Bay Boardwalk | 8/3/2016 | male | 68.38 | 79.8 | yellow | 2015 | | Cristina Geierman |
| COOS | Coos Bay Boardwalk | 8/3/2016 | male | 71.26 | 100.9 | yellow | 2015 | | Christina Geierman |
| COOS | Coos Bay Boardwalk | 8/3/2016 | male | 75.03 | 87.4 | yellow | 2015 | | Cristina Geierman |
| COOS | Coos Bay Boardwalk | 8/3/2016 | male | 78.86 | 113.4 | yellow | 2015 | | Christina Geierman |
| COOS | Coos Bay Boardwalk | 8/3/2016 | male | 79.61 | 105.1 | yellow | 2015 | | Cristina Geierman |
| COOS | Coos History Museum | 8/3/2016 | female | 63.24 | 47.7 | green | 2015 | | Christina Geierman |
| COOS | Coos History Museum | 8/3/2016 | female | 65.18 | 57 | green | 2015 | | Cristina Geierman |
| COOS | Coos History Museum | 8/3/2016 | male | 65.87 | 73 | orange | 2015 | | Christina Geierman |
| COOS | Coos History Museum | 8/3/2016 | male | 66.56 | 61.6 | red | 2015 | | Cristina Geierman |
| COOS | Coos History Museum | 8/3/2016 | male | 68.13 | 74 | yellow | 2015 | | Christina Geierman |
| COOS | Coos History Museum | 8/3/2016 | male | 68.74 | 54.4 | yellow | 2015 | | Cristina Geierman |
| COOS | Coos History Museum | 8/3/2016 | male | 69.3 | 90.1 | orange | 2015 | | Christina Geierman |
| COOS | Coos History Museum | 8/3/2016 | male | 69.45 | 78.1 | yellow | 2015 | | Cristina Geierman |
| COOS | Coos History Museum | 8/3/2016 | male | 70.21 | 81.4 | orange | 2015 | | Christina Geierman |
| COOS | Coos History Museum | 8/3/2016 | male | 71.68 | 102.5 | yellow | 2015 | | Cristina Geierman |
| COOS | Coos History Museum | 8/3/2016 | male | 72.43 | 95.7 | yellow | 2015 | | Christina Geierman |
| COOS | Coos History Museum | 8/3/2016 | male | 74.42 | 112.3 | yellow | 2015 | | Cristina Geierman |
| COOS | Coos History Museum | 8/3/2016 | male | 75.23 | 112.9 | orange | 2015 | | Christina Geierman |
| COOS | Coos History Museum | 8/3/2016 | male | 75.38 | 124.4 | orange | 2015 | | Cristina Geierman |
| COOS | Coos History Museum | 8/3/2016 | male | 75.79 | 99.4 | yellow | 2015 | | Christina Geierman |
| COOS | Coos History Museum | 8/3/2016 | male | 75.93 | 102.1 | yellow | 2015 | | Cristina Geierman |
| COOS | Coos History Museum | 8/3/2016 | male | 76.58 | 105.2 | yellow | 2015 | | Christina Geierman |
| COOS | Coos History Museum | 8/3/2016 | male | 76.71 | 100.3 | yellow | 2015 | | Cristina Geierman |
| COOS | Coos History Museum | 8/3/2016 | male | 78.22 | 123.7 | orange | 2015 | | Christina Geierman |
| COOS | Coos History Museum | 8/3/2016 | male | 80.25 | 99.9 | orange-red | 2015 | | Cristina Geierman |
| COOS | Ferry Road | 7/21/16 | male | 71.19 | 96.4 | yellow | 2015 | | Christina Geierman |
| COOS | Ferry Road | 7/21/2016 | female | 74.65 | 109.7 | yellow | 2015 | | Cristina Geierman |

| | | | | | | | | | |
|------|---------------------|-----------|--------|-------|-------|---------------|------|--|--------------------|
| COOS | Isthmus Slough | 8/4/16 | female | 54.42 | 30.6 | green | 2015 | | Christina Geierman |
| COOS | Isthmus Slough | 8/4/16 | female | 59.25 | 46.3 | red | 2015 | | Cristina Geierman |
| COOS | Isthmus Slough | 8/4/16 | male | 65.1 | 67.8 | orange | 2015 | | Christina Geierman |
| COOS | Isthmus Slough | 8/4/16 | male | 65.73 | 68.6 | orange | 2015 | | Cristina Geierman |
| COOS | Isthmus Slough | 8/4/16 | male | 69.7 | 87.3 | orange | 2015 | | Christina Geierman |
| COOS | Isthmus Slough | 8/4/16 | male | 70.59 | 81.9 | yellow-orange | 2015 | | Cristina Geierman |
| COOS | Isthmus Slough | 8/4/16 | male | 70.87 | 64.1 | orange | 2015 | | Christina Geierman |
| COOS | Isthmus Slough | 8/4/16 | male | 82.82 | 144.3 | yellow-orange | 2014 | | Cristina Geierman |
| COOS | Kentuck | 8/2/16 | female | 64.84 | 52.7 | green | 2015 | | Christina Geierman |
| COOS | Kentuck | 8/2/16 | male | 69.86 | 79.2 | yellow | 2015 | | Cristina Geierman |
| COOS | Kentuck | 8/2/16 | female | 69.87 | 68.1 | green | 2015 | | Christina Geierman |
| COOS | Kentuck | 8/2/16- | male | 80.25 | 100 | yellow | 2015 | | Cristina Geierman |
| COOS | McCullough Bridge | 7/30/16 | male | 66.85 | 69.1 | red | 2015 | | Christina Geierman |
| COOS | McCullough Bridge | 7/30/16 | female | 67.93 | 78.7 | red | 2015 | | Cristina Geierman |
| COOS | McCullough Bridge | 7/30/16 | male | 71.53 | 99.9 | yellow | 2015 | | Christina Geierman |
| COOS | McCullough Bridge | 7/30/16 | male | 73.37 | 115.4 | orange | 2015 | | Cristina Geierman |
| COOS | McCullough Bridge | 7/30/16 | male | 74.53 | 107.5 | yellow | 2015 | | Christina Geierman |
| COOS | McCullough Bridge | 7/30/16 | male | 76.6 | 121.5 | yellow | 2015 | | Cristina Geierman |
| COOS | McCullough Bridge | 7/30/16 | male | 77.39 | 89.4 | yellow | 2015 | | Christina Geierman |
| COOS | McCullough Bridge | 7/30/16 | male | 79.42 | 115.5 | yellow | 2015 | | Cristina Geierman |
| COOS | Millicoma Boat Ramp | 8/5/2016 | male | 70.07 | 80.4 | orange | 2015 | | Christina Geierman |
| COOS | Millicoma Boat Ramp | 8/5/2016 | male | 76.23 | 109.1 | yellow | 2015 | | Cristina Geierman |
| COOS | Millicoma Boat Ramp | 8/5/2016 | male | 76.81 | 106.6 | yellow | 2015 | | Christina Geierman |
| COOS | NB Boardwalk | 7/21/16 | male | 71.13 | 91.6 | yellow | 2015 | | Cristina Geierman |
| COOS | Pony Pt | 8/2/2016 | male | 62.78 | 63.8 | orange | 2015 | | Christina Geierman |
| COOS | Pony Pt | 8/2/2016 | male | 64.58 | 59.3 | yellow | 2015 | | Cristina Geierman |
| COOS | Pony Pt | 8/2/2016 | male | 65.48 | 67.2 | orange | 2015 | | Christina Geierman |
| COOS | Transpacific North | 7/22/2016 | male | 71.67 | 89.01 | yellow | 2015 | | Cristina Geierman |
| COOS | Transpacific South | 7/22/2016 | female | 49.55 | 84.9 | red | 2015 | | Christina Geierman |
| COOS | Transpacific South | 7/22/2016 | male | 72.7 | | orange | 2015 | | Cristina Geierman |
| COOS | Transpacific South | 7/22/2016 | male | 76.93 | 86.1 | Yellow | 2015 | | Christina Geierman |

| | | | | | | | | | |
|------|------------------------|-------------|----------|----------------|-------------|--------------|-------------|--|--------------------|
| COOS | Transpacific South | 7/22/2016 | male | 77.09 | 110.9 | yellow | 2015 | | Cristina Geierman |
| COOS | Transpacific South | 7/22/2016 | male | 81 | 126.3 | yellow | 2015 | | Christina Geierman |
| | | Mean | | 71.6756 | 90.2 | | | | |
| | | | | | | | | | |
| COOS | Coos Historical Museum | 8/17/2016 | female | 58.33 | 39.5 | red | 2015 | | Cristina Geierman |
| COOS | Coos Historical Museum | 8/17/2016 | males | 59.31 | 48.7 | yellow | 2015 | | Christina Geierman |
| COOS | Coos Historical Museum | 8/17/2016 | males | 59.98 | 44.2 | orange | 2015 | | Cristina Geierman |
| COOS | Coos Historical Museum | 8/17/2016 | female | 62.13 | 57.2 | green | 2015 | | Christina Geierman |
| COOS | Coos Historical Museum | 8/17/2016 | female | 66.44 | 62.3 | green | 2015 | | Cristina Geierman |
| COOS | Coos Historical Museum | 8/17/2016 | male | 72.43 | 97.3 | orange | 2015 | | Christina Geierman |
| COOS | Coos Historical Museum | 8/17/2016 | male | 72.61 | 98.8 | orange | 2015 | | Cristina Geierman |
| COOS | Coos Historical Museum | 8/17/2016 | male | 73.24 | 84.8 | yellow-green | 2015 | | Christina Geierman |
| COOS | Coos Historical Museum | 8/17/2016 | male | 73.41 | 96.5 | orange | 2015 | | Cristina Geierman |
| COOS | Coos Historical Museum | 8/17/2016 | male | 74.41 | 119.5 | yellow | 2015 | | Christina Geierman |
| COOS | Coos Historical Museum | 8/17/2016 | male | 76.56 | 114.6 | orange | 2015 | | Cristina Geierman |
| COOS | Coos Historical Museum | 8/17/2016 | male | 78.81 | 136.4 | orange | 2014 | | Christina Geierman |
| COOS | Coos Historical Museum | 8/17/2016 | male | 80.14 | 119.3 | yellow | 2015 | | Cristina Geierman |
| COOS | Coos Historical Museum | 8/18/2016 | juvenile | 15.73 | 0.7 | green/tan | 2016 | | Christina Geierman |
| COOS | Coos Historical Museum | 8/18/2016 | male | 52.9 | 30.7 | yellow | 2015/16 | | Cristina Geierman |
| COOS | Coos Historical Museum | 8/18/2016 | male | 72.14 | 99.3 | yellow | 2015 | | Christina Geierman |
| COOS | Coos Historical Museum | 8/18/2016 | male | 73.65 | 94.9 | yellow | 2015 | | Cristina Geierman |
| COOS | Coos Historical Museum | 8/18/2016 | male | 79.9 | 122.9 | yellow | 2015 | | Christina Geierman |
| COOS | Coos Historical Museum | 8/18/2016 | male | 80.15 | 129.8 | orange | 2014 | | Cristina Geierman |
| COOS | Across from SOMAR | 8/19/2016 | female | 28.91 | 5.5 | green | 2016 | | Christina Geierman |
| COOS | Across from SOMAR | 8/19/2016 | male | 39.44 | 12.4 | green | 2016 | | Cristina Geierman |
| COOS | Across from SOMAR | 8/19/2016 | male | 42.42 | 15.3 | green | 2016 | | Christina Geierman |
| COOS | Willanch Creek | 8/19/2016 | male | 61.56 | 61.8 | orange | 2015 | | Cristina Geierman |
| COOS | Willanch Creek | 8/19/2016 | male | 64.57 | 70.3 | green | 2015 | | Christina Geierman |
| COOS | Willanch Creek | 8/19/2016 | male | 65.11 | 71.8 | yellow | 2015 | | Cristina Geierman |
| COOS | Willanch Creek | 8/19/2016 | female | 67.24 | 72 | green | 2015 | | Christina Geierman |
| COOS | Willanch Creek | 8/19/2016 | male | 67.35 | 67.2 | yellow | 2015 | | Cristina Geierman |

| | | | | | | | | | |
|------|----------------|-------------|--------|-------------|-------------|---------------|---------|--|--------------------|
| COOS | Willanch Creek | 8/19/2016 | male | 67.74 | 79.3 | yellow | 2015 | | Christina Geierman |
| COOS | Willanch Creek | 8/19/2016 | male | 68.63 | 92.3 | yellow | 2015 | | Cristina Geierman |
| COOS | Willanch Creek | 8/19/2016 | male | 69.7 | 84.8 | yellow | 2015 | | Christina Geierman |
| COOS | Willanch Creek | 8/19/2016 | male | 70.12 | 101.5 | yellow | 2015 | | Cristina Geierman |
| COOS | Willanch Creek | 8/19/2016 | male | 70.8 | 84.7 | yellow | 2015 | | Christina Geierman |
| COOS | Willanch Creek | 8/19/2016 | male | 71.14 | 101 | orange | 2015 | | Cristina Geierman |
| COOS | Willanch Creek | 8/19/2016 | male | 71.22 | 93.3 | orange | 2015 | | Christina Geierman |
| COOS | Willanch Creek | 8/19/2016 | male | 72.39 | 96.7 | orange | 2015 | | Cristina Geierman |
| COOS | Willanch Creek | 8/19/2016 | male | 72.72 | 106.6 | orange | 2015 | | Christina Geierman |
| COOS | Willanch Creek | 8/19/2016 | male | 73.51 | 109.3 | orange | 2015 | | Cristina Geierman |
| COOS | Willanch Creek | 8/19/2016 | male | 73.62 | 103.5 | yellow | 2015 | | Christina Geierman |
| COOS | Willanch Creek | 8/19/2016 | male | 73.99 | 94.4 | yellow | 2015 | | Cristina Geierman |
| COOS | Willanch Creek | 8/19/2016 | male | 74.21 | 113.8 | yellow | 2015 | | Christina Geierman |
| COOS | Willanch Creek | 8/19/2016 | male | 74.4 | 107.7 | orange | 2015 | | Cristina Geierman |
| COOS | Willanch Creek | 8/19/2016 | male | 74.45 | 110.36 | yellow | 2015 | | Christina Geierman |
| COOS | Willanch Creek | 8/19/2016 | male | 74.98 | 109.2 | yellow | 2015 | | Cristina Geierman |
| COOS | Willanch Creek | 8/19/2016 | male | 75.23 | 108.3 | yellow | 2015 | | Christina Geierman |
| COOS | Willanch Creek | 8/19/2016 | male | 76.4 | 106.4 | yellow | 2015 | | Cristina Geierman |
| COOS | Willanch Creek | 8/19/2016 | male | 78.35 | 125.6 | orange | 2015 | | Christina Geierman |
| COOS | Willanch Creek | 8/19/2016 | male | 80.24 | 124.1 | orange | 2014 | | Cristina Geierman |
| COOS | Willanch Creek | 8/19/2016 | male | 81.15 | 109.6 | yellow | 2015 | | Christina Geierman |
| | | Mean | | 68.9 | 86.2 | | | | |
| | | | | | | | | | |
| COOS | Metcalf | 29-Jun-16 | Female | 64.9 | 57.9 | Green | 2015 | | Collin Williams |
| COOS | Metcalf | 29-Jun-16 | Male | 73.25 | 80.5 | Yellow/Green | 2015 | | Collin Williams |
| COOS | Metcalf | 29-Jun-16 | Female | 64.6 | 60.1 | Green | 2015 | | Collin Williams |
| COOS | Metcalf | 29-Jun-16 | Female | 68.14 | 67.2 | Green | 2015 | | Collin Williams |
| COOS | Metcalf | 29-Jun-16 | Male | 63.5 | 53.4 | Yellow/Orange | 2015 | | Collin Williams |
| COOS | Metcalf | 29-Jun-16 | Female | 55 | 32.1 | Green | 2015/16 | | Collin Williams |
| COOS | Metcalf | 29-Jun-16 | Female | 50.9 | 29.5 | Red | 2015/16 | | Collin Williams |
| COOS | Metcalf | 30-Jun-16 | Male | 65.61 | 63 | Yellow/Green | 2015 | | Collin Williams |

| | | | | | | | | | |
|------|---------|-----------|--------|-------|------|---------------|------|----------------|-----------------|
| COOS | Metcalf | 30-Jun-16 | Male | 74.1 | 89.2 | Yellow/Green | 2015 | | Collin Williams |
| COOS | Metcalf | 30-Jun-16 | Male | 65.43 | 65.2 | Yellow/Green | 2015 | | Collin Williams |
| COOS | Metcalf | 30-Jun-16 | Male | 63.03 | 55.5 | Yellow/Green | 2015 | | Collin Williams |
| COOS | Metcalf | 30-Jun-16 | Male | 66.26 | 61.3 | Yellow/Green | 2015 | Broken abdomen | Collin Williams |
| COOS | Metcalf | 30-Jun-16 | Male | 65.34 | 64.2 | Yellow/Green | 2015 | | Collin Williams |
| COOS | Metcalf | 30-Jun-16 | Male | 66.44 | 68.8 | Green | 2015 | | Collin Williams |
| COOS | Metcalf | 30-Jun-16 | Male | 62.38 | 59.2 | Yellow/Green | 2015 | | Collin Williams |
| COOS | Joe Ney | 12-Jul-16 | Male | 71.58 | 89.2 | Green | 2015 | | Collin Williams |
| COOS | Joe Ney | 12-Jul-16 | Male | 70.55 | 75.8 | Orange | 2015 | | Collin Williams |
| COOS | Joe Ney | 12-Jul-16 | Male | 66.41 | 72.3 | Yellow/Green | 2015 | | Collin Williams |
| COOS | Joe Ney | 12-Jul-16 | Male | 63.07 | 67.2 | Yellow/Orange | 2015 | | Collin Williams |
| COOS | Joe Ney | 12-Jul-16 | Male | 64.84 | 65.8 | Orange | 2015 | | Collin Williams |
| COOS | Joe Ney | 12-Jul-16 | Male | 66.41 | 72.3 | Yellow/Orange | 2015 | | Collin Williams |
| COOS | Joe Ney | 12-Jul-16 | Male | 63.07 | 67.2 | Yellow/Green | 2015 | | Collin Williams |
| COOS | Joe Ney | 12-Jul-16 | Male | 62.47 | 57.5 | Yellow | 2015 | | Collin Williams |
| COOS | Joe Ney | 12-Jul-16 | Female | 52.15 | 30.4 | Yellow/Orange | 2015 | | Collin Williams |
| COOS | Joe Ney | 12-Jul-16 | Male | 70.89 | 86.2 | Yellow | 2015 | | Collin Williams |
| COOS | Joe Ney | 12-Jul-16 | Male | 70.45 | 81.7 | Yellow/Orange | 2015 | | Collin Williams |
| COOS | Joe Ney | 12-Jul-16 | Female | 55.43 | 37.5 | Red/Orange | 2015 | | Collin Williams |
| COOS | Valino | 12-Jul-16 | Male | 68.74 | 80.3 | Yellow | 2015 | | Collin Williams |
| COOS | Valino | 12-Jul-16 | Male | 70.68 | 74.5 | Yellow/Orange | 2015 | L1 | Collin Williams |
| COOS | Joe Ney | 13-Jul-16 | Male | 65.44 | 65.7 | Orange | 2015 | | Collin Williams |
| COOS | Joe Ney | 13-Jul-16 | Male | 71.36 | 89.8 | Yellow | 2015 | | Collin Williams |
| COOS | Joe Ney | 13-Jul-16 | Male | 68.95 | 73.5 | Yellow/Green | 2015 | L1 reg. | Collin Williams |
| COOS | Joe Ney | 13-Jul-16 | Male | 68.23 | 69.2 | Yellow | 2015 | | Collin Williams |
| COOS | Joe Ney | 13-Jul-16 | Male | 70.28 | 74.2 | Yellow | 2015 | | Collin Williams |
| COOS | Joe Ney | 13-Jul-16 | Female | 53.04 | 33 | Orange | 2015 | | Collin Williams |
| COOS | Joe Ney | 13-Jul-16 | Female | 48.82 | 24.2 | Orange | 2015 | | Collin Williams |
| COOS | Joe Ney | 13-Jul-16 | Male | 54.19 | 34.6 | Yellow | 2015 | | Collin Williams |
| COOS | Joe Ney | 13-Jul-16 | Male | 70.46 | 77.6 | Yellow | 2015 | | Collin Williams |
| COOS | Joe Ney | 13-Jul-16 | Female | 68.38 | 69.3 | Green | 2015 | | Collin Williams |

| | | | | | | | | | |
|------|--------------|-----------|--------|-------|-------|---------------|---------|-----------------|-----------------|
| COOS | Indian Point | 13-Jul-16 | Male | 73.56 | 84.7 | Yellow/Green | 2015 | | Collin Williams |
| COOS | Metcalf | 20-Jul-16 | Male | 69.93 | 74.1 | Yellow | 2015 | L1 reg. | Collin Williams |
| COOS | Metcalf | 20-Jul-16 | Male | 72.6 | 88.9 | Yellow/Green | 2015 | | Collin Williams |
| COOS | Metcalf | 20-Jul-16 | Male | 71 | 82.2 | Yellow/Orange | 2015 | | Collin Williams |
| COOS | Metcalf | 20-Jul-16 | Female | 52.48 | 27.8 | Yellow/Orange | 2015 | L1 | Collin Williams |
| COOS | Metcalf | 20-Jul-16 | Male | 60.1 | 36 | Yellow/Orange | 2015 | | Collin Williams |
| COOS | Metcalf | 20-Jul-16 | Male | 69.79 | 81.2 | Yellow | 2015 | | Collin Williams |
| COOS | Metcalf | 20-Jul-16 | Male | 75.62 | 90.3 | Orange | 2015 | R1 | Collin Williams |
| COOS | Metcalf | 20-Jul-16 | Male | 71.87 | 97.8 | Yellow | 2015 | Barnacle | Collin Williams |
| COOS | Metcalf | 20-Jul-16 | Female | 58.47 | 44.2 | Orange | 2015 | | Collin Williams |
| COOS | Metcalf | 20-Jul-16 | Female | 55.86 | 34 | Green | 2015 | R1 reg. | Collin Williams |
| COOS | Hinch | 20-Jul-16 | Male | 67.21 | 66.1 | Yellow | 2015 | L3,L4 | Collin Williams |
| COOS | Metcalf | 21-Jul-16 | Female | 54.96 | 36.4 | Orange | 2015 | Egg case | Collin Williams |
| COOS | Metcalf | 21-Jul-16 | Male | 61.09 | 42.2 | Yellow | 2015 | R1 reg. | Collin Williams |
| COOS | Metcalf | 21-Jul-16 | Male | 72.77 | 73.6 | Yellow/Orange | 2015 | R1, L1 | Collin Williams |
| COOS | Joe Ney | 26-Jul-16 | Male | 62.01 | 59.8 | Yellow/Orange | 2015 | | Collin Williams |
| COOS | Joe Ney | 26-Jul-16 | Male | 72.71 | 90.6 | Red | 2015 | Barnacles | Collin Williams |
| COOS | Joe Ney | 26-Jul-16 | Male | 63.08 | 60.7 | Yellow/Green | 2015 | | Collin Williams |
| COOS | Joe Ney | 26-Jul-16 | Male | 70.96 | 87.3 | Yellow | 2015 | | Collin Williams |
| COOS | Joe Ney | 26-Jul-16 | Male | 69.27 | 86.1 | Yellow | 2015 | | Collin Williams |
| COOS | Joe Ney | 26-Jul-16 | Male | 72.17 | 89.1 | Yellow/Green | 2015 | | Collin Williams |
| COOS | Joe Ney | 26-Jul-16 | Male | 69.59 | 81.5 | Yellow | 2015 | | Collin Williams |
| COOS | Joe Ney | 26-Jul-16 | Male | 68.22 | 77.3 | Yellow | 2015 | Abdomen injured | Collin Williams |
| COOS | Joe Ney | 26-Jul-16 | Male | 72.32 | 99.7 | Orange | 2015 | | Collin Williams |
| COOS | Joe Ney | 26-Jul-16 | Male | 72.63 | 94.4 | Yellow/Green | 2015 | L5 | Collin Williams |
| COOS | Joe Ney | 26-Jul-16 | Male | 67.94 | 72.3 | Yellow | 2015 | R1 reg. | Collin Williams |
| COOS | Joe Ney | 26-Jul-16 | Male | 77.33 | 105.9 | Orange | 2015 | | Collin Williams |
| COOS | Joe Ney | 26-Jul-16 | Male | 71.2 | 81.2 | Yellow | 2015 | | Collin Williams |
| COOS | Joe Ney | 26-Jul-16 | Male | 70.36 | 77.1 | Yellow/Orange | 2015 | | Collin Williams |
| COOS | Joe Ney | 26-Jul-16 | Male | 69.76 | 79.8 | Yellow | 2015 | | Collin Williams |
| COOS | Joe Ney | 26-Jul-16 | Female | 48.2 | 25 | Red | 2015/16 | | Collin Williams |

| | | | | | | | | | |
|------|---------|-----------|--------|-------|------|---------------|------|-----------------|-----------------|
| COOS | Joe Ney | 27-Jul-16 | Female | 64.42 | 56.3 | Green | 2015 | | Collin Williams |
| COOS | Joe Ney | 27-Jul-16 | Male | 63.86 | 60.2 | Yellow/Orange | 2015 | R1 reg. | Collin Williams |
| COOS | Joe Ney | 27-Jul-16 | Male | 69.66 | 71.6 | Yellow | 2015 | L1 reg. | Collin Williams |
| COOS | Joe Ney | 27-Jul-16 | Male | 71.99 | 71.5 | Yellow | 2015 | R1, L1 damaged | Collin Williams |
| COOS | Joe Ney | 27-Jul-16 | Male | 73.15 | 97.9 | Yellow | 2015 | | Collin Williams |
| COOS | Joe Ney | 27-Jul-16 | Male | 67.45 | 66.6 | Yellow | 2015 | Small left claw | Collin Williams |
| COOS | Joe Ney | 27-Jul-16 | Male | 74.32 | 96.5 | Yellow | 2015 | | Collin Williams |
| COOS | Joe Ney | 27-Jul-16 | Male | 70.63 | 87 | Yellow | 2015 | | Collin Williams |
| COOS | Joe Ney | 27-Jul-16 | Male | 71.41 | 86.8 | Yellow | 2015 | | Collin Williams |
| COOS | Joe Ney | 27-Jul-16 | Female | 51.5 | 31.9 | Orange | 2015 | | Collin Williams |
| COOS | Joe Ney | 27-Jul-16 | Female | 72.57 | 72.9 | Green | 2015 | L1 | Collin Williams |
| COOS | Joe Ney | 27-Jul-16 | Male | 59.85 | 48.3 | Yellow | 2015 | | Collin Williams |
| COOS | Joe Ney | 27-Jul-16 | Female | 60.75 | 49.2 | Green | 2015 | | Collin Williams |
| COOS | Joe Ney | 27-Jul-16 | Female | 75.54 | 86.3 | Green | 2015 | | Collin Williams |
| COOS | Valino | 02-Aug-16 | Male | 73.4 | 97.3 | Yellow | 2015 | | Collin Williams |
| COOS | Valino | 02-Aug-16 | Male | 63.27 | 62.7 | Yellow/Orange | 2015 | 2 legs | Collin Williams |
| | | Mean | | 65.9 | 68.3 | | | | |
| | | | | | | | | | |
| COOS | Joe Ney | 8/17/2016 | M | 66.86 | | orange | 2015 | hand captured | Collin Williams |
| COOS | Medcalf | 8/17/2016 | F | 79.68 | | orange | 2014 | lg egg case | Collin Williams |
| COOS | Medcalf | 8/17/2016 | F | 50.76 | | orange | 2015 | R1, L1 | Collin Williams |
| COOS | Medcalf | 8/17/2016 | F | 59.65 | | orange | 2015 | | Collin Williams |
| COOS | Medcalf | 8/17/2016 | F | 67.47 | | green | 2015 | | Collin Williams |
| COOS | Medcalf | 8/17/2016 | F | 64.78 | | green | 2015 | | Collin Williams |
| COOS | Medcalf | 8/17/2016 | M | 72.47 | | orange | 2015 | | Collin Williams |
| COOS | Medcalf | 8/17/2016 | M | 72.03 | | orange | 2015 | | Collin Williams |
| COOS | Medcalf | 8/17/2016 | F | 64.18 | | green | 2015 | | Collin Williams |
| COOS | Medcalf | 8/17/2016 | F | 61.89 | | green | 2015 | | Collin Williams |
| COOS | Medcalf | 8/17/2016 | M | 78.31 | | yellow | 2015 | | Collin Williams |
| COOS | Medcalf | 8/17/2016 | F | 62.32 | | green | 2015 | | Collin Williams |
| COOS | Medcalf | 8/17/2016 | M | 67.65 | | orange | 2015 | | Collin Williams |

| | | | | | | | | | |
|------|---------|-----------|---|-------|--|---------------|------|--|-----------------|
| COOS | Medcalf | 8/17/2016 | M | 69.26 | | orange | 2015 | | Collin Williams |
| COOS | Joe Ney | 8/18/2016 | F | 68.15 | | green | 2015 | | Collin Williams |
| COOS | Joe Ney | 8/18/2016 | F | 63.39 | | green | 2015 | | Collin Williams |
| COOS | Joe Ney | 8/18/2016 | F | 72.01 | | green | 2015 | | Collin Williams |
| COOS | Joe Ney | 8/18/2016 | F | 60.5 | | orange | 2015 | | Collin Williams |
| COOS | Joe Ney | 8/18/2016 | F | 67.35 | | green | 2015 | | Collin Williams |
| COOS | Joe Ney | 8/18/2016 | M | 74.34 | | yellow | 2015 | | Collin Williams |
| COOS | Joe Ney | 8/18/2016 | M | 74.74 | | yellow | 2015 | | Collin Williams |
| COOS | Joe Ney | 8/18/2016 | M | 75.61 | | yellow | 2015 | | Collin Williams |
| COOS | Joe Ney | 8/18/2016 | M | 72.67 | | yellow | 2015 | | Collin Williams |
| COOS | Joe Ney | 8/18/2016 | M | 76.73 | | yellow | 2015 | | Collin Williams |
| COOS | Joe Ney | 8/18/2016 | M | 64.12 | | yellow/orange | 2015 | | Collin Williams |
| COOS | Joe Ney | 8/18/2016 | M | 69.01 | | orange | 2015 | | Collin Williams |
| COOS | Joe Ney | 8/18/2016 | M | 69.12 | | yellow/orange | 2015 | | Collin Williams |
| COOS | Joe Ney | 8/18/2016 | M | 78.71 | | yellow | 2015 | | Collin Williams |
| COOS | Joe Ney | 8/18/2016 | F | 56.99 | | green | 2015 | | Collin Williams |
| COOS | Joe Ney | 8/18/2016 | F | 63.8 | | green | 2015 | | Collin Williams |
| COOS | Joe Ney | 8/18/2016 | M | 70.95 | | yellow | 2015 | | Collin Williams |
| COOS | Joe Ney | 8/18/2016 | F | 64.24 | | green | 2015 | | Collin Williams |
| COOS | Joe Ney | 8/18/2016 | F | 59.19 | | orange | 2015 | | Collin Williams |
| COOS | Joe Ney | 8/18/2016 | F | 61.08 | | green | 2015 | | Collin Williams |
| COOS | Joe Ney | 8/18/2016 | M | 77.86 | | orange | 2015 | | Collin Williams |
| COOS | Joe Ney | 8/18/2016 | F | 77.27 | | green | 2015 | | Collin Williams |
| COOS | Joe Ney | 8/18/2016 | F | 57.92 | | green | 2015 | | Collin Williams |
| COOS | Joe Ney | 8/18/2016 | M | 59.88 | | yellow | 2015 | | Collin Williams |
| COOS | Joe Ney | 8/18/2016 | M | 80.29 | | yellow | 2015 | | Collin Williams |
| COOS | Joe Ney | 8/18/2016 | M | 65.28 | | orange | 2015 | | Collin Williams |
| COOS | Joe Ney | 8/18/2016 | M | 67.05 | | orange | 2015 | | Collin Williams |
| COOS | Joe Ney | 8/18/2016 | M | 74.01 | | yellow | 2015 | | Collin Williams |
| COOS | Joe Ney | 8/18/2016 | M | 79.84 | | yellow | 2015 | | Collin Williams |
| COOS | Joe Ney | 8/18/2016 | M | 69.64 | | orange | 2015 | | Collin Williams |

| | | | | | | | | | |
|------|-------------|-------------|---|-------------|------|---------------|-------------|----|-----------------|
| COOS | Joe Ney | 8/18/2016 | F | 58.08 | | orange/yellow | 2015 | | Collin Williams |
| COOS | Joe Ney | 8/18/2016 | M | 67.09 | | orange | 2015 | | Collin Williams |
| | | Mean | | 68.1 | | | | | |
| | | | | | | | | | |
| COOS | Jordan Cove | 9/17/2016 | M | 42.49 | 15.9 | | 2016 | | |
| COOS | Jordan Cove | 9/17/2016 | M | 36.7 | 10 | | 2016 | | |
| COOS | Jordan Cove | 9/17/2016 | F | 43 | 13.6 | | 2016 | | |
| COOS | Jordan Cove | 9/17/2016 | M | 46.6 | 20.5 | | 2016 | | |
| COOS | Jordan Cove | 9/17/2016 | M | 39.6 | 12.4 | | 2016 | | |
| COOS | Jordan Cove | 9/17/2016 | M | 42.3 | 15.9 | | 2016 | | |
| COOS | Jordan Cove | 9/17/2016 | F | 38.6 | 11 | | 2016 | | |
| COOS | Jordan Cove | 9/17/2016 | M | 35.2 | 8.2 | | 2016 | | |
| COOS | Jordan Cove | 9/17/2016 | F | 38.1 | 10.5 | | 2016 | | |
| COOS | Jordan Cove | 9/17/2016 | M | 37.6 | 11.2 | | 2016 | | |
| COOS | Jordan Cove | 9/17/2016 | M | 39.3 | 11.8 | | 2016 | | |
| COOS | Jordan Cove | 9/17/2016 | M | 39 | 12 | | 2016 | | |
| COOS | Jordan Cove | 9/17/2016 | M | 41.5 | 13.6 | | 2016 | R1 | |
| COOS | Jordan Cove | 9/17/2016 | M | 36.7 | 9.9 | | 2016 | | |
| COOS | Jordan Cove | 9/17/2016 | F | 39.6 | 11.1 | | 2016 | | |
| COOS | Jordan Cove | 9/17/2016 | F | 38.9 | 12.1 | | 2016 | | |
| COOS | Jordan Cove | 9/17/2016 | F | 39.1 | 10.8 | | 2016 | L2 | |
| COOS | Jordan Cove | 9/17/2016 | M | 34.4 | 8.7 | | 2016 | | |
| COOS | Jordan Cove | 9/17/2016 | M | 35.6 | 8.2 | | 2016 | | |
| COOS | Jordan Cove | 9/17/2016 | M | 36 | 9.1 | | 2016 | | |
| COOS | Jordan Cove | 9/17/2016 | F | 38.2 | 10.9 | | 2016 | | |
| COOS | Jordan Cove | 9/17/2016 | F | 35.3 | 8.5 | | 2016 | | |
| COOS | Jordan Cove | 9/17/2016 | F | 36.5 | 9.7 | | 2016 | | |
| COOS | Jordan Cove | 9/17/2016 | M | 33.7 | 8.1 | | 2016 | | |
| COOS | Jordan Cove | 9/17/2016 | M | 35.1 | 8.5 | | 2016 | | |
| COOS | Jordan Cove | 9/17/2016 | F | 32.8 | 8.7 | | 2016 | | |
| COOS | Jordan Cove | 9/17/2016 | M | 30.8 | 6.1 | | 2016 | | |

| | | | | | | | | | |
|---------|-------------|-----------|---|-------|-------|--------------|------|---------------|--|
| YAQUINA | Pumphouse | 4/4/2016 | F | 55 | 33.1 | orange | 2015 | both claws | |
| YAQUINA | | | M | 54.9 | 38.2 | orange | 2015 | | |
| YAQUINA | | | F | 53.8 | 34.8 | orange | 2015 | one claw | |
| YAQUINA | | | F | 55.7 | 38.8 | red | 2015 | | |
| YAQUINA | | | F | 43.8 | 20.4 | red | 2015 | one claw | |
| YAQUINA | | | M | 57.4 | 43.2 | green | 2015 | | |
| YAQUINA | | | F | 51.5 | 30.3 | orange | 2015 | | |
| YAQUINA | | | F | 45 | 19 | orange | 2015 | one claw | |
| YAQUINA | | | F | 50.6 | 25.5 | green | 2015 | | |
| YAQUINA | | | F | 44.7 | 19.5 | orange | 2015 | | |
| | | Mean | | 53.15 | 33.62 | | | | |
| YAQUINA | Pumphouse | 6/24/2016 | M | 71.3 | 81 | green | 2015 | | |
| YAQUINA | | | F | 59.9 | 42.8 | green | 2015 | both claws | |
| YAQUINA | | | M | 66.7 | 70 | green | 2015 | | |
| YAQUINA | | | M | 68.6 | 74 | green | 2015 | | |
| YAQUINA | | | F | 53.1 | 26.7 | green | 2015 | 1,4,5,6,8,9 | |
| | | Mean | | 63.92 | 58.9 | | | | |
| YAQUINA | OCA mudflat | 4/4/2016 | M | 67.5 | 69.6 | yellow | 2015 | | |
| YAQUINA | | | M | 59.3 | 45.1 | yellow | 2015 | | |
| YAQUINA | | | M | 59.3 | 44 | yellow-green | 2015 | | |
| YAQUINA | | | M | 57.6 | 40 | yellow-green | 2015 | | |
| YAQUINA | | | M | 54.5 | 33.3 | yellow-green | 2015 | | |
| YAQUINA | | | M | 50.8 | 28.8 | red | 2015 | Carrying eggs | |
| YAQUINA | | | M | 51.1 | 26.7 | green | 2015 | | |
| YAQUINA | | | M | 48.9 | 27.8 | orange | 2015 | | |
| YAQUINA | | | M | 50.3 | 27.7 | orange | 2015 | | |
| YAQUINA | | | M | 49.5 | 23.6 | orange | 2015 | one claw | |
| | | Mean | | 54.88 | 36.66 | | | | |
| YAQUINA | OCA mudflat | 6/24/2016 | M | 71.9 | 73 | green | 2015 | | |
| YAQUINA | | | M | 65.8 | 68.5 | yellow | 2015 | | |
| YAQUINA | | | M | 70.5 | 80 | green | 2015 | | |

| | | | | | | | | | |
|---------|------------------------|-----------|---|---------|-------|---------------|------|-----------------|------------------|
| YAQUINA | | | M | 62.4 | 59.3 | green | 2015 | | |
| YAQUINA | | | M | 67.8 | ? | green | 2015 | 2 | |
| YAQUINA | | | M | 63.8 | 59.5 | green | 2015 | | |
| YAQUINA | | | F | 45.6 | 19.8 | green | 2015 | abdomen missing | |
| YAQUINA | | | M | 71.5 | 83 | green | 2015 | | |
| YAQUINA | | | M | 63.2 | 57.6 | yellow | 2015 | | |
| YAQUINA | | | M | 68.3 | 70.4 | green | 2015 | | |
| YAQUINA | | | M | 74.8 | 104.1 | green | 2015 | | |
| YAQUINA | | | M | 65.8 | 65.9 | yellow | 2015 | | |
| YAQUINA | | | M | 68.5 | 85.2 | green | 2015 | | |
| YAQUINA | | | M | 68.6 | 71.8 | yellow | 2015 | 7 | |
| YAQUINA | | | M | 65.7 | 65.2 | yellow | 2015 | | |
| YAQUINA | | | M | 64.1 | 66 | yellow-orange | 2015 | | |
| YAQUINA | | | M | 66.9 | ? | yellow-orange | 2015 | | |
| YAQUINA | | | F | 51.8 | 31.8 | orange | 2015 | | |
| YAQUINA | | | M | 62.6 | 52.4 | yellow | 2015 | L1 | |
| YAQUINA | | | M | 72.7 | 94 | yellow | 2015 | | |
| YAQUINA | | | M | 58 | 46.1 | yellow | 2015 | | |
| YAQUINA | | | M | 66.1 | 68.9 | yellow | 2015 | | |
| YAQUINA | | | M | 74.7 | 105.5 | yellow | 2015 | | |
| YAQUINA | | | M | 61.8 | 57.7 | yellow | 2015 | | |
| | | MEAN | | 65.5375 | 65.2 | | | | |
| | | | | | | | | | |
| YAQUINA | HMSC | 5/16/2016 | F | 45.11 | 21.1 | Orange | 2015 | L1, L3 | Weldon/Lundeburg |
| YAQUINA | HMSC | 5/16/2016 | M | 57.17 | 40.2 | | 2015 | R1, L2 | Weldon/Lundeburg |
| YAQUINA | HMSC | 5/16/2016 | M | 65.34 | 64.8 | | 2015 | | Weldon/Lundeburg |
| YAQUINA | Aquarium mudflat (OCA) | 5/16/2016 | F | 54.73 | 40.2 | green | 2015 | | Weldon/Lundeburg |
| YAQUINA | OCA | 5/16/2016 | M | 57.69 | 44.8 | | 2015 | | Weldon/Lundeburg |
| YAQUINA | OCA | 5/16/2016 | M | 60.71 | 53.2 | | 2015 | | Weldon/Lundeburg |
| YAQUINA | OCA | 5/16/2016 | M | 60.76 | 64.4 | | 2015 | | Weldon/Lundeburg |
| YAQUINA | OCA | 5/16/2016 | M | 63.99 | 62.5 | | 2015 | L3, R1, R2 | Weldon/Lundeburg |

| | | | | | | | | | |
|---------|------|-----------|---|-------|-------|------------|------|-----------|------------------|
| YAQUINA | OCA | 5/16/2016 | M | 64.46 | 71.5 | | 2015 | | Weldon/Lundeburg |
| YAQUINA | OCA | 5/16/2016 | M | 69.81 | 78.6 | | 2015 | | Weldon/Lundeburg |
| YAQUINA | OCA | 5/16/2016 | M | 80.8 | 128.4 | | 2014 | | Weldon/Lundeburg |
| YAQUINA | OCA | 5/17/2016 | M | 55.42 | 40.7 | | 2015 | L1 regen. | Weldon/Lundeburg |
| YAQUINA | OCA | 5/17/2016 | M | 56.51 | 46.0 | | 2015 | | Weldon/Lundeburg |
| YAQUINA | OCA | 5/17/2016 | M | 56.79 | 50.5 | | 2015 | | Weldon/Lundeburg |
| YAQUINA | OCA | 5/17/2016 | M | 60.17 | 51.3 | | 2015 | | Weldon/Lundeburg |
| YAQUINA | OCA | 5/17/2016 | M | 60.28 | 49.6 | | 2015 | L1, L3 | Weldon/Lundeburg |
| YAQUINA | OCA | 5/17/2016 | M | 61.11 | 51.0 | | 2015 | | Weldon/Lundeburg |
| YAQUINA | OCA | 5/17/2016 | M | 61.25 | 55.9 | | 2015 | | Weldon/Lundeburg |
| YAQUINA | OCA | 5/17/2016 | M | 62.85 | 64.2 | | 2015 | | Weldon/Lundeburg |
| YAQUINA | OCA | 5/17/2016 | M | 63.78 | 63.3 | | 2015 | | Weldon/Lundeburg |
| YAQUINA | OCA | 5/17/2016 | M | 65.03 | 68.0 | | 2015 | | Weldon/Lundeburg |
| YAQUINA | OCA | 5/17/2016 | M | 65.26 | 69.0 | | 2015 | L1 reg | Weldon/Lundeburg |
| YAQUINA | OCA | 5/17/2016 | M | 65.54 | 66.0 | | 2015 | | Weldon/Lundeburg |
| YAQUINA | OCA | 5/17/2016 | M | 65.93 | 68.5 | | 2015 | L1,L3 | Weldon/Lundeburg |
| YAQUINA | OCA | 5/17/2016 | F | 68.17 | | orange abd | 2015 | | Weldon/Lundeburg |
| YAQUINA | OCA | 5/17/2016 | M | 68.67 | 80.7 | | 2015 | | Weldon/Lundeburg |
| YAQUINA | OCA | 5/17/2016 | M | 69.23 | 71.6 | | 2015 | | Weldon/Lundeburg |
| YAQUINA | OCA | 5/17/2016 | M | 69.4 | 83.4 | | 2015 | | Weldon/Lundeburg |
| YAQUINA | OCA | 5/17/2016 | M | 69.83 | 85.0 | | 2015 | | Weldon/Lundeburg |
| YAQUINA | OCA | 5/17/2016 | M | 71.8 | 90.0 | | 2015 | | Weldon/Lundeburg |
| YAQUINA | OCA | 5/17/2016 | M | 72.22 | 83.2 | | 2015 | L1,L3,L4 | Weldon/Lundeburg |
| YAQUINA | OCA | 5/17/2016 | M | 72.88 | 84.8 | | 2015 | L1 | Weldon/Lundeburg |
| YAQUINA | OCA | 5/17/2016 | M | 73.61 | 95.8 | | 2015 | | Weldon/Lundeburg |
| YAQUINA | OCA | 5/17/2016 | M | 74 | 98.2 | | 2015 | | Weldon/Lundeburg |
| YAQUINA | OCA | 5/17/2016 | M | 74.63 | 115.9 | | 2014 | | Weldon/Lundeburg |
| YAQUINA | HMSC | 5/18/2016 | M | 68 | 72.2 | | 2015 | L1 | Weldon/Lundeburg |
| YAQUINA | OCA | 5/18/2016 | F | 46.59 | 26.8 | green | 2015 | | Weldon/Lundeburg |
| YAQUINA | OCA | 5/18/2016 | M | 56.79 | 39.7 | | 2015 | | Weldon/Lundeburg |
| YAQUINA | OCA | 5/18/2016 | M | 58.85 | 50.0 | | 2015 | | Weldon/Lundeburg |

| | | | | | | | | | |
|---------|------|-----------|---|-------|-------|-------|------|-------------|------------------|
| YAQUINA | OCA | 5/18/2016 | M | 63.21 | 68.6 | | 2015 | L4, L5 | Weldon/Lundeburg |
| YAQUINA | SB | 5/18/2016 | M | 52.81 | 33.9 | | 2015 | L5 | Weldon/Lundeburg |
| YAQUINA | HMSC | 5/19/2016 | F | 52.68 | 23.8 | green | 2015 | L1 | Weldon/Lundeburg |
| YAQUINA | HMSC | 5/19/2016 | F | 58.21 | 36.6 | | 2015 | L1 /eggs | Weldon/Lundeburg |
| YAQUINA | HMSC | 5/19/2016 | F | 76.56 | 90.3 | | 2014 | eggs | Weldon/Lundeburg |
| YAQUINA | OCA | 5/19/2016 | M | 62.13 | 40.8 | | 2015 | | Weldon/Lundeburg |
| YAQUINA | OCA | 5/19/2016 | M | 62.47 | 45.2 | | 2015 | | Weldon/Lundeburg |
| YAQUINA | OCA | 5/19/2016 | M | 74.32 | 86.3 | | 2015 | R1 reg | Weldon/Lundeburg |
| YAQUINA | OCA | 5/19/2016 | F | 76.57 | 79.3 | Green | 2015 | | Weldon/Lundeburg |
| YAQUINA | OCA | 5/19/2016 | M | 79.59 | 96.8 | | 2015 | | Weldon/Lundeburg |
| YAQUINA | HMSC | 5/20/2016 | M | 73.58 | 77.1 | | 2015 | R1, L1 | Weldon/Lundeburg |
| YAQUINA | OCA | 5/20/2016 | M | 47.19 | 24.3 | | 2015 | | Weldon/Lundeburg |
| YAQUINA | OCA | 5/20/2016 | M | 57.23 | 38.3 | | 2015 | | Weldon/Lundeburg |
| YAQUINA | OCA | 5/20/2016 | M | 59.12 | 46.8 | | 2015 | | Weldon/Lundeburg |
| YAQUINA | OCA | 5/20/2016 | M | 63.88 | 55.6 | | 2015 | | Weldon/Lundeburg |
| YAQUINA | OCA | 5/20/2016 | M | 66.66 | 69.5 | | 2015 | | Weldon/Lundeburg |
| YAQUINA | OCA | 5/20/2016 | M | 73.1 | 89.9 | | 2015 | | Weldon/Lundeburg |
| YAQUINA | OCA | 5/20/2016 | M | 76.74 | 108.6 | | 2014 | | Weldon/Lundeburg |
| YAQUINA | OCA | 5/20/2016 | M | 78.81 | 115.2 | | 2014 | | Weldon/Lundeburg |
| YAQUINA | HMSC | 5/21/2016 | M | 66.58 | 75.1 | | 2015 | | Weldon/Lundeburg |
| YAQUINA | HMSC | 5/21/2016 | M | 70.66 | 81.3 | | 2015 | R2 | Weldon/Lundeburg |
| YAQUINA | OCA | 5/21/2016 | M | 59.74 | 38.8 | | 2015 | L1,L2,L4,L5 | Weldon/Lundeburg |
| YAQUINA | OCA | 5/21/2016 | M | 64.61 | 61.0 | | 2015 | L1 reg | Weldon/Lundeburg |
| YAQUINA | OCA | 5/21/2016 | M | 64.8 | 63.0 | | 2015 | | Weldon/Lundeburg |
| YAQUINA | OCA | 5/21/2016 | M | 67.63 | 72.0 | | 2015 | | Weldon/Lundeburg |
| YAQUINA | SB | 5/21/2016 | M | 51.19 | 27.9 | | 2015 | | Weldon/Lundeburg |
| YAQUINA | SB | 5/21/2016 | M | 56.14 | 34.7 | | 2015 | | Weldon/Lundeburg |
| YAQUINA | OCA | 5/22/2016 | M | 56.79 | 39.7 | | 2015 | | Weldon/Lundeburg |
| YAQUINA | OCA | 5/22/2016 | M | 60.56 | 49.6 | | 2015 | | Weldon/Lundeburg |
| YAQUINA | OCA | 5/22/2016 | M | 64.02 | 59.3 | | 2015 | | Weldon/Lundeburg |
| YAQUINA | OCA | 5/22/2016 | M | 65.29 | 61.8 | | 2015 | | Weldon/Lundeburg |

| | | | | | | | | | |
|---------|------------------|-----------|---|-------|-------|--------|------|-------------------|------------------|
| YAQUINA | OCA | 5/22/2016 | M | 66.15 | 44.8 | | 2015 | R1,L1,R2, L3 | Weldon/Lundeburg |
| YAQUINA | OCA | 5/22/2016 | M | 72.08 | 67.3 | | 2015 | R1, L1 | Weldon/Lundeburg |
| YAQUINA | OCA | 5/22/2016 | M | 74.9 | 99.8 | | 2015 | | Weldon/Lundeburg |
| YAQUINA | SB | 5/22/2016 | M | 56.86 | 44.9 | | 2015 | | Weldon/Lundeburg |
| YAQUINA | OCA | 5/23/2016 | F | 54.42 | 35.3 | | 2015 | | Weldon/Lundeburg |
| YAQUINA | SL | 5/25/2016 | M | 69.71 | 80.3 | orange | 2015 | | Weldon/Lundeburg |
| YAQUINA | HMSC-V | 5/26/2016 | M | 78.8 | 122.0 | | 2014 | | Weldon/Lundeburg |
| YAQUINA | SL | 5/26/2016 | F | 61.11 | 48.2 | | 2015 | | Weldon/Lundeburg |
| YAQUINA | SL | 5/26/2016 | M | 65.78 | 64.6 | | 2015 | | Weldon/Lundeburg |
| YAQUINA | SL | 5/26/2016 | M | 75.99 | 70.3 | | 2015 | R1, L1, R2, L4,L5 | Weldon/Lundeburg |
| YAQUINA | SL | 5/26/2016 | M | 76.41 | 106.1 | | 2014 | | Weldon/Lundeburg |
| YAQUINA | HMSC-V | 5/27/2016 | F | 59.23 | 41.1 | | 2015 | | Weldon/Lundeburg |
| YAQUINA | HMSC-V | 5/27/2016 | M | 68.92 | 76.9 | | 2015 | | Weldon/Lundeburg |
| YAQUINA | SL | 5/27/2016 | F | 59.33 | 50.9 | | 2015 | Orange eggs | Weldon/Lundeburg |
| YAQUINA | SL | 5/27/2016 | M | 65.96 | 71.8 | | 2015 | | Weldon/Lundeburg |
| YAQUINA | SL | 5/27/2016 | M | 68.01 | 65.1 | | 2015 | R1 | Weldon/Lundeburg |
| YAQUINA | SL | 5/27/2016 | M | 73.78 | 101.6 | | 2015 | | Weldon/Lundeburg |
| | | MEAN | | 64.89 | 64.3 | | | | Weldon/Lundeburg |
| | | | | | | | | | |
| YAQUINA | Pumphouse | 6/24/2016 | M | 71.3 | 81 | green | 2015 | | |
| YAQUINA | | 6/24/2016 | F | 59.9 | 42.8 | green | 2015 | both claws | |
| YAQUINA | | 6/24/2016 | M | 66.7 | 70 | green | 2015 | | |
| YAQUINA | | 6/24/2016 | M | 68.6 | 74 | green | 2015 | | |
| YAQUINA | | 6/24/2016 | F | 53.1 | 26.7 | green | 2015 | 1,4,5,6,8,9 | |
| | | Mean | | 63.92 | 58.9 | | | | |
| YAQUINA | Aquarium mudflat | 6/24/2016 | M | 71.9 | 73 | green | 2015 | | |
| YAQUINA | | 6/24/2016 | M | 65.8 | 68.5 | yellow | 2015 | | |
| YAQUINA | | 6/24/2016 | M | 70.5 | 80 | green | 2015 | | |
| YAQUINA | | 6/24/2016 | M | 62.4 | 59.3 | green | 2015 | | |
| YAQUINA | | 6/24/2016 | M | 67.8 | ? | green | 2015 | 2 | |
| YAQUINA | | 6/24/2016 | M | 63.8 | 59.5 | green | 2015 | | |

| | | | | | | | | | |
|---------|------------------|-----------|-----|-------|-------|---------------|------------|-----------------|----------------|
| YAQUINA | | 6/24/2016 | F | 45.6 | 19.8 | green | 2015 | abdomen missing | |
| YAQUINA | | 6/24/2016 | M | 71.5 | 83 | green | 2015 | | |
| YAQUINA | | 6/24/2016 | M | 63.2 | 57.6 | yellow | 2015 | | |
| YAQUINA | | 6/24/2016 | M | 68.3 | 70.4 | green | 2015 | | |
| YAQUINA | | 6/24/2016 | M | 74.8 | 104.1 | green | 2015 | | |
| YAQUINA | | 6/24/2016 | M | 65.8 | 65.9 | yellow | 2015 | | |
| YAQUINA | | 6/24/2016 | M | 68.5 | 85.2 | green | 2015 | | |
| YAQUINA | | 6/24/2016 | M | 68.6 | 71.8 | yellow | 2015 | L2 | |
| YAQUINA | | 6/24/2016 | M | 65.7 | 65.2 | yellow | 2015 | | |
| YAQUINA | | 6/24/2016 | M | 64.1 | 66 | yellow-orange | 2015 | | |
| YAQUINA | | 6/24/2016 | M | 66.9 | ? | yellow-orange | 2015 | | |
| YAQUINA | | 6/24/2016 | F | 51.8 | 31.8 | orange | 2015 | | |
| YAQUINA | | 6/24/2016 | M | 62.6 | 52.4 | yellow | 2015 | 6=left claw | |
| YAQUINA | | 6/24/2016 | M | 72.7 | 94 | yellow | 2015 | | |
| YAQUINA | | 6/24/2016 | M | 58 | 46.1 | yellow | 2015 | | |
| YAQUINA | | 6/24/2016 | M | 66.1 | 68.9 | yellow | 2015 | | |
| YAQUINA | | 6/24/2016 | M | 74.7 | 105.5 | yellow | 2015 | | |
| YAQUINA | | 6/24/2016 | M | 61.8 | 57.7 | yellow | 2015 | | |
| | | MEAN | | 65.54 | 65.2 | | | | |
| | | | | | | | | | |
| YAQUINA | Aquarium mudflat | 7/12/2016 | M | 52 | | | 2015 | L1,2,3 | Aiden Westrope |
| YAQUINA | | 7/12/2016 | M | 70 | | | 2015 | | Aiden Westrope |
| YAQUINA | | 7/12/2016 | M | 78 | | | 2015 | R1 | Aiden Westrope |
| YAQUINA | | 7/12/2016 | M | 68 | | | 2015 | | Aiden Westrope |
| YAQUINA | | 7/12/2016 | M | 71 | | | 2015 | | Aiden Westrope |
| | | MEAN | | 67.8 | | | | | |
| | | | | | | | | | |
| YAQUINA | Aquarium mudflat | Date | Sex | CW | WT | color | year class | Condition | |
| YAQUINA | minnow traps | 8/16/2016 | F | 55.44 | 32.8 | green-yellow | 2015 | | |
| YAQUINA | Aquarium mudflat | 8/16/2016 | F | 44.62 | 18.7 | green-yellow | 2016 | | |

| | | | | | | | | | |
|---------|------------------|-----------|---|-------|----------|---------------|------|------------|--|
| YAQUINA | Aquarium mudflat | 8/16/2016 | F | 36.57 | 8.7 | green-yellow | 2016 | L1 | |
| YAQUINA | Aquarium mudflat | 8/16/2016 | M | 43.82 | 18.1 | green-yellow | 2016 | | |
| | | MEAN | | 41.67 | 15.16667 | | | | |
| | | | | | | | | | |
| YAQUINA | Sally's Bend | 8/16/2016 | M | 76.44 | 94.2 | orange | 2015 | | |
| YAQUINA | Sally's Bend | 8/16/2016 | M | 64.73 | 58.2 | yellow-green | 2015 | | |
| YAQUINA | Sally's Bend | 8/16/2016 | F | 55.42 | 36.8 | green | 2015 | | |
| YAQUINA | Sally's Bend | 8/16/2016 | M | 68.93 | 84.6 | yellow-green | 2015 | | |
| YAQUINA | Sally's Bend | 8/16/2016 | M | 65.41 | 60.6 | yellow-green | 2015 | | |
| YAQUINA | Sally's Bend | 8/16/2016 | M | 66.36 | 70.9 | yellow-green | 2015 | | |
| YAQUINA | Sally's Bend | 8/16/2016 | M | 67.27 | 69.1 | yellow-green | 2015 | L3 | |
| YAQUINA | Sally's Bend | 8/16/2016 | F | 58.15 | 41.7 | green | 2015 | | |
| YAQUINA | Sally's Bend | 8/16/2016 | F | 58.13 | 34 | green-orange | 2015 | L1, L4, R4 | |
| YAQUINA | Sally's Bend | 8/16/2016 | M | 72.88 | 89.9 | yellow-orange | 2015 | R1 | |
| YAQUINA | Sally's Bend | 8/16/2016 | M | 68.41 | 79.8 | yellow-green | 2015 | | |
| YAQUINA | Sally's Bend | 8/16/2016 | F | 53.67 | 37.5 | green | 2015 | | |
| YAQUINA | Sally's Bend | 8/16/2016 | M | 51.11 | 22.7 | yellow-green | 2016 | L1 | |
| YAQUINA | Sally's Bend | 8/16/2016 | F | 53.26 | 33.5 | green-orange | 2015 | L1 | |
| YAQUINA | Sally's Bend | 8/16/2016 | M | 27.71 | 3.9 | light green | 2016 | L2, L4, R3 | |
| | | Mean | | 60.52 | 54.49 | | | | |
| | | | | | | | | | |
| YAQUINA | Idaho Point | 8/16/2016 | M | 92.01 | 187.3 | yellow-orange | 2014 | | |
| YAQUINA | Idaho Point | 8/16/2016 | M | 70.05 | 71.8 | yellow | 2015 | L1 | |
| YAQUINA | Idaho Point | 8/16/2016 | M | 89.76 | 175.8 | yellow | 2014 | | |
| YAQUINA | Idaho Point | 8/16/2016 | M | 66.87 | 61.5 | yellow | 2015 | | |
| YAQUINA | Idaho Point | 8/16/2016 | M | 78.9 | 97.7 | yellow-orange | 2015 | R1 | |
| YAQUINA | Idaho Point | 8/16/2016 | M | 68.55 | 71.8 | yellow-green | 2015 | R1 | |
| YAQUINA | Idaho Point | 8/16/2016 | M | 67.2 | 66.6 | yellow-orange | 2015 | R1 | |
| YAQUINA | Idaho Point | 8/16/2016 | M | 64.39 | 58 | yellow | 2015 | L4 | |
| YAQUINA | Idaho Point | 8/16/2016 | M | 65.05 | 65.3 | yellow-orange | 2015 | | |
| YAQUINA | Idaho Point | 8/16/2016 | F | 68.89 | 66.3 | yellow-green | 2015 | | |

| | | | | | | | | | |
|---------|--------------|-------------|---|-------------|-------------|---------------|-------------|---------|--|
| YAQUINA | Idaho Point | 8/16/2016 | F | 72.81 | 78.3 | yellow-green | 2015 | | |
| YAQUINA | Idaho Point | 8/16/2016 | M | 77.8 | 112.5 | yellow-green | 2015 | | |
| YAQUINA | Idaho Point | 8/16/2016 | M | 85.3 | 122.2 | yellow-orange | 2014 | R1 | |
| YAQUINA | Idaho Point | 8/16/2016 | M | 66.3 | 64.9 | yellow | 2015 | | |
| YAQUINA | Idaho Point | 8/16/2016 | M | 66.16 | 58.9 | green | 2015 | R1 | |
| YAQUINA | Idaho Point | 8/16/2016 | M | 79.34 | 113.4 | orange | 2015 | R5, L5 | |
| YAQUINA | Idaho Point | 8/16/2016 | M | 69.12 | 81.9 | yellow | 2015 | R1, L1 | |
| YAQUINA | Idaho Point | 8/16/2016 | M | 79.4 | 98.3 | yellow-orange | 2015 | | |
| YAQUINA | Idaho Point | 8/16/2016 | M | 80.4 | 108.2 | orange | 2015 | R5, L5 | |
| YAQUINA | Idaho Point | 8/16/2016 | F | 84.9 | 124.9 | green | 2014 | | |
| YAQUINA | Idaho Point | 8/16/2016 | M | 75.88 | 112.5 | yellow | 2015 | | |
| YAQUINA | Idaho Point | 8/16/2016 | M | 77.18 | 103.1 | yellow-green | 2015 | | |
| YAQUINA | Idaho Point | 8/16/2016 | M | 70.26 | 84.7 | yellow-orange | 2015 | | |
| YAQUINA | Idaho Point | 8/16/2016 | M | 77.88 | 86.4 | yellow-orange | 2015 | | |
| YAQUINA | Idaho Point | 8/16/2016 | M | 68 | 73.8 | yellow-orange | 2015 | | |
| YAQUINA | Idaho Point | 8/16/2016 | M | 71.4 | 70.4 | yellow-orange | 2015 | R1 | |
| YAQUINA | Idaho Point | 8/16/2016 | M | 71.86 | 89 | green | 2015 | | |
| YAQUINA | Idaho Point | 8/16/2016 | M | 70 | 80.5 | yellow-orange | 2015 | | |
| YAQUINA | Idaho Point | 8/16/2016 | M | 69.65 | 70.1 | green | 2015 | | |
| YAQUINA | Idaho Point | 8/16/2016 | F | 64.58 | 54.8 | green | 2015 | | |
| YAQUINA | Idaho Point | 8/16/2016 | M | 67.37 | | orange | 2015 | R1 reg. | |
| YAQUINA | Idaho Point | 8/16/2016 | F | 55.54 | 41 | green | 2015 | | |
| | | Mean | | 72.9 | 88.8 | | | | |
| | | | | | | | | | |
| YAQUINA | Sally's Bend | 9/19/2016 | M | 50.2 | 23.7 | | 2016 | | |
| YAQUINA | Sally's Bend | 9/19/2016 | M | 43.6 | 17.7 | | 2016 | | |
| YAQUINA | Sally's Bend | 9/19/2016 | M | 39 | 11.9 | | 2016 | | |
| YAQUINA | Sally's Bend | 9/19/2016 | M | 32.9 | 7.1 | | 2016 | | |
| YAQUINA | Sally's Bend | 9/19/2016 | M | 34 | 8.1 | | 2016 | | |
| YAQUINA | Sally's Bend | 9/19/2016 | M | 34.8 | 8 | | 2016 | | |
| YAQUINA | Sally's Bend | 9/19/2016 | M | 32.2 | 6.8 | | 2016 | | |

| | | | | | | | | | |
|---------|------------------|-----------|---|------|------|--|------|--|--|
| YAQUINA | Sally's Bend | 9/19/2016 | F | 31.1 | 6.3 | | 2016 | | |
| YAQUINA | Sally's Bend | 9/19/2016 | M | 29 | 5.5 | | 2016 | | |
| YAQUINA | Sally's Bend | 9/19/2016 | F | 30 | 5.3 | | 2016 | | |
| YAQUINA | Sally's Bend | 9/19/2016 | M | 24.6 | 2.8 | | 2016 | | |
| YAQUINA | Sally's Bend | 9/19/2016 | F | 25.5 | 3.2 | | 2016 | | |
| YAQUINA | Sally's Bend | 9/19/2016 | F | 26.6 | 3.6 | | 2016 | | |
| YAQUINA | Sally's Bend | 9/19/2016 | M | 26.3 | 3.8 | | 2016 | | |
| | | Mean | | 32.8 | 8.1 | | | | |
| | | | | | | | | | |
| YAQUINA | Aquarium Mudflat | 9/19/2016 | M | 43.6 | 14.8 | | 2016 | | |
| YAQUINA | Aquarium Mudflat | 9/19/2016 | M | 37.9 | 12.2 | | 2016 | | |
| YAQUINA | Aquarium Mudflat | 9/19/2016 | M | 33.2 | 7 | | 2016 | | |
| YAQUINA | Aquarium Mudflat | 9/19/2016 | M | 29 | 5.1 | | 2016 | | |
| | | MEAN | | 35.9 | 9.8 | | | | |
| | | | | | | | | | |
| YAQUINA | Johnson Slough | 9/19/2016 | F | 60.9 | 45.4 | | 2015 | | |
| YAQUINA | Johnson Slough | 9/19/2016 | F | 57.1 | 39.4 | | 2015 | | |
| | | | | | | | | | |
| YAQUINA | Johnson Slough | 9/19/2016 | M | 44.1 | 17.6 | | 2016 | | |
| YAQUINA | Johnson Slough | 9/19/2016 | M | 53 | 30.9 | | 2016 | | |
| YAQUINA | Johnson Slough | 9/19/2016 | M | 42.6 | 15.9 | | 2016 | | |
| YAQUINA | Johnson Slough | 9/19/2016 | M | 42.8 | 16.9 | | 2016 | | |
| YAQUINA | Johnson Slough | 9/19/2016 | M | 44 | 17.6 | | 2016 | | |
| YAQUINA | Johnson Slough | 9/19/2016 | F | 40.6 | 14.6 | | 2016 | | |
| YAQUINA | Johnson Slough | 9/19/2016 | M | 39.5 | 13.8 | | 2016 | | |
| YAQUINA | Johnson Slough | 9/19/2016 | F | 42.6 | 15.8 | | 2016 | | |
| YAQUINA | Johnson Slough | 9/19/2016 | M | 42.9 | 16.7 | | 2016 | | |
| YAQUINA | Johnson Slough | 9/19/2016 | F | 40.7 | 13.9 | | 2016 | | |
| YAQUINA | Johnson Slough | 9/19/2016 | F | 39.5 | 12.1 | | 2016 | | |
| YAQUINA | Johnson Slough | 9/19/2016 | M | 32 | 7.1 | | 2016 | | |
| | | MEAN | | 42 | 16.1 | | | | |

| | | | | | | | | | |
|---------|---------------------|-----------|---|-------|-------|---------------|------|----------------|-------------|
| Yaquina | Across from Sawyers | 12/13/16 | M | 85 | | Orange | 2014 | Notch to notch | Mitch Vance |
| Yaquina | Across from Sawyers | 12/13/16 | M | 57 | | green | 2016 | Notch to notch | Mitch Vance |
| | | | | | | | | | |
| NETARTS | Intersection | 7/6/2016 | F | 62.1 | 49.3 | green | 2015 | L1 | |
| NETARTS | | | M | 75 | 81.3 | yellow | 2015 | L1, R1, R4 | |
| NETARTS | | | M | 66.8 | 62.2 | green | 2015 | R1 | |
| NETARTS | | | M | 65.2 | 63.3 | yellow | 2015 | | |
| NETARTS | | | M | 69.7 | 68.4 | yellow-orange | 2015 | R1 | |
| NETARTS | | | M | 68.5 | 68 | yellow-orange | 2015 | R1, R2 | |
| NETARTS | | | M | 80 | 130.5 | yellow-orange | 2014 | | |
| NETARTS | | | M | 78.1 | 103.8 | orange-red | 2014 | | |
| NETARTS | | | M | 76 | 112.5 | yellow-green | 2015 | | |
| NETARTS | | | M | 71.2 | 78.7 | yellow-orange | 2015 | R2 | |
| NETARTS | | MEAN | | 71.26 | 81.8 | | | | |
| NETARTS | | | | | | | | | |
| NETARTS | Intersection | 8/18/2016 | M | 81 | 128.4 | yellow | 2014 | | |
| NETARTS | | 8/18/2016 | M | 81.9 | 122.3 | yellow | 2014 | | |
| NETARTS | | 8/18/2016 | M | 87 | 155 | yellow-orange | 2014 | | |
| NETARTS | | 8/18/2016 | M | 85.3 | 135.2 | yellow-orange | 2014 | R1 | |
| NETARTS | | 8/18/2016 | M | 84.4 | 146.3 | yellow-orange | 2014 | | |
| NETARTS | | 8/18/2016 | M | 73.8 | 89.2 | yellow-orange | 2015 | | |
| NETARTS | | 8/18/2016 | M | 71 | 79 | yellow-green | 2015 | R1 reg. | |
| NETARTS | | 8/18/2016 | M | 78.8 | 103 | yellow-orange | 2015 | R1 | |
| NETARTS | | 8/18/2016 | F | 72.2 | 74.8 | green | 2014 | | |
| NETARTS | | 8/18/2016 | M | 73 | 88.8 | yellow | 2015 | | |
| NETARTS | | 8/18/2016 | M | 71.6 | 94.4 | yellow-orange | 2015 | | |
| NETARTS | | 8/18/2016 | M | 69 | 68.6 | orange | 2015 | L1 | |
| NETARTS | | 8/18/2016 | M | 68.6 | 68.3 | yellow | 2015 | R1 reg. | |
| NETARTS | | 8/18/2016 | F | 75.6 | 84.4 | green | 2014 | L1 | |
| NETARTS | | 8/18/2016 | M | 68.76 | 85 | orange | 2015 | | |
| NETARTS | | 8/18/2016 | M | 72.3 | 92.2 | yellow | 2015 | | |

| | | | | | | | | | |
|---------|---------------|-----------------|----------|----------------|-----------------|---------------|-------------|--------------------|---------------|
| NETARTS | | 8/18/2016 | F | 66.7 | 53.3 | green | 2015 | R1 reg. | |
| NETARTS | | 8/18/2016 | F | 72.2 | 73.8 | green | 2015 | R1 reg. | |
| NETARTS | | 8/18/2016 | F | 64.2 | 52.1 | green | 2015 | | |
| NETARTS | | 8/18/2016 | M | 71.2 | 86.3 | yellow | 2015 | | |
| NETARTS | | 8/18/2016 | M | 69.4 | 66.1 | yellow | 2015 | R1 | |
| NETARTS | | 8/18/2016 | M | 73.1 | 81.4 | orange-yellow | 2015 | R1 | |
| NETARTS | | 8/18/2016 | F | 58.5 | 43 | orange | 2015 | R1 reg. | |
| NETARTS | | 8/18/2016 | F | 66.7 | 56.5 | orange | 2015 | L1,4,5 | |
| NETARTS | | 8/18/2016 | F | 44.8 | 18.3 | green | 2016 | | |
| NETARTS | | 8/18/2016 | M | 58.6 | 36 | yellow-orange | 2015 | R1,4; L1,2 | |
| NETARTS | | | M | 62.3 | 59.6 | yellow-orange | 2015 | L | |
| | | Mean | | 71.1837 | 83.01111 | | | | |
| | | | | | | | | | |
| NETARTS | Intersection | 9/17/2016 | F | 69 | | Yellow | 2015 | L1 | Joel Prickett |
| NETARTS | | | M | 72 | | Yellow | 2015 | | Joel Prickett |
| NETARTS | | | F | 70 | | Yellow | 2015 | | Joel Prickett |
| NETARTS | | | M | 72 | | Orange | 2015 | | Joel Prickett |
| NETARTS | | | M | 75 | | Orange | 2015 | | Joel Prickett |
| NETARTS | | | M | 75 | | Yellow | 2015 | | Joel Prickett |
| NETARTS | | | M | 72 | | Yellow | 2015 | | Joel Prickett |
| NETARTS | | | M | 73 | | Yellow | 2015 | | Joel Prickett |
| NETARTS | | MEAN | | 72.3 | | | | | |
| | | | | | | | | | |
| NETARTS | Fish Hatchery | 7/6/2016 | M | 73.7 | 70.7 | yellow | 2015 | L1 | |
| NETARTS | | | M | 70.93 | 91.6 | orange | 2015 | R1 | |
| NETARTS | | | M | 70.8 | 76.9 | yellow | 2015 | L1 regenerating | |
| NETARTS | | MEAN | | 71.81 | 79.73 | | | | |
| | | | | | | | | | |
| NETARTS | Fish hatchery | 8/18/2016 | F | 24.2 | 3 | green | 2016 | | |
| NETARTS | | 8/18/2016 | M | 37.2 | 10.4 | green | 2016 | | |
| NETARTS | | 8/18/2016 | M | 39.8 | 12.7 | green | 2016 | | |

| | | | | | | | | | |
|-----------|-----------|-----------|---|-------|-------|---------------|------|--------------|---------------|
| TILLAMOOK | Viewpoint | 8/18/2016 | M | 71.4 | 76 | green | 2015 | | |
| TILLAMOOK | | | M | 72.6 | 82 | yellow | 2015 | | |
| TILLAMOOK | | | M | 76.7 | 106.9 | green | 2015 | | |
| TILLAMOOK | | | M | 62.4 | 51.7 | green | 2015 | | |
| TILLAMOOK | | | F | 71.5 | 73.2 | green | 2015 | | |
| TILLAMOOK | | | M | 67.7 | 70.5 | orange | 2015 | | |
| TILLAMOOK | | | M | 75.65 | 102.8 | yellow-orange | 2015 | | |
| TILLAMOOK | | | M | 76.44 | 103.8 | yellow | 2015 | | |
| TILLAMOOK | | | M | 71.4 | 72.6 | yellow-green | 2015 | R1reg. | |
| TILLAMOOK | | | M | 73 | 90.9 | green | 2015 | | |
| TILLAMOOK | | | M | 73 | 88.3 | yellow-orange | 2015 | L2 L2 reg. | |
| TILLAMOOK | | | M | 74.2 | 94.2 | yellow-orange | 2015 | | |
| TILLAMOOK | | | M | 72.9 | 95.8 | yellow | 2015 | | |
| TILLAMOOK | | | M | 72.7 | 92.2 | yellow-orange | 2015 | | |
| TILLAMOOK | | | M | 74.9 | 91 | yellow-orange | 2015 | | |
| TILLAMOOK | | | M | 70.3 | 87.2 | yellow-orange | 2015 | | |
| TILLAMOOK | | | M | 66.14 | 66.8 | yellow | 2015 | | |
| TILLAMOOK | | | F | 66.92 | 60.4 | yellow-green | 2015 | | |
| TILLAMOOK | | | F | 56.12 | 41 | orange | 2015 | | |
| | | Mean | | 70.84 | 81.44 | | | | |
| | | | | | | | | | |
| TILLAMOOK | Viewpoint | 9/16/2016 | M | 79 | | Orange | 2015 | R2Barnacles | Joel Prickett |
| TILLAMOOK | | | M | 74 | | Yellow | 2015 | Barnacles | Joel Prickett |
| TILLAMOOK | | | F | 62 | | Yellow | 2015 | L4 | Joel Prickett |
| TILLAMOOK | | | M | 77 | | Yellow | 2015 | Barnacles | Joel Prickett |
| TILLAMOOK | | | M | 74 | | Yellow | 2015 | R15 | Joel Prickett |
| TILLAMOOK | | | M | 67 | | Red/Orange | 2015 | L5 Barnacles | Joel Prickett |
| TILLAMOOK | | | F | 81 | | Orange | 2015 | Barnacles | Joel Prickett |
| TILLAMOOK | | | F | 68 | | Yellow | 2015 | L3 Barnacles | Joel Prickett |
| TILLAMOOK | | | M | 76 | | Yellow | 2015 | | Joel Prickett |
| TILLAMOOK | | | M | 69 | | Orange | 2015 | L1 Barnacles | Joel Prickett |

| | | | | | | | | | |
|-----------|--------------|-----------|---|---------|-------|---------------|------|--------------|---------------|
| TILLAMOOK | | | M | 72 | | Orange | 2015 | L2 Barnacles | Joel Prickett |
| TILLAMOOK | | | F | 56 | | Yellow | 2015 | | Joel Prickett |
| TILLAMOOK | | | F | 60 | | Yellow | 2015 | Barnacles | Joel Prickett |
| TILLAMOOK | | | F | 62 | | Yellow | 2015 | | Joel Prickett |
| TILLAMOOK | | | M | 73 | | Yellow | 2015 | Barnacles | Joel Prickett |
| TILLAMOOK | | | F | 64 | | Yellow | 2015 | | Joel Prickett |
| TILLAMOOK | | | F | 68 | | Green | 2015 | | Joel Prickett |
| TILLAMOOK | | | F | 57 | | Green | 2015 | R3 | Joel Prickett |
| TILLAMOOK | | | M | 72 | | Yellow | 2015 | | Joel Prickett |
| TILLAMOOK | | | F | 70 | | Orange | 2015 | Barnacles | Joel Prickett |
| TILLAMOOK | | | M | 71 | | Orange | 2015 | | Joel Prickett |
| TILLAMOOK | | | F | 77 | | Orange | 2015 | | Joel Prickett |
| TILLAMOOK | | | M | 70 | | Yellow | 2015 | | Joel Prickett |
| TILLAMOOK | | | F | 67 | | Green | 2015 | | Joel Prickett |
| TILLAMOOK | | | F | 68 | | Yellow | 2015 | | Joel Prickett |
| TILLAMOOK | | | F | 59 | | Orange | 2015 | | Joel Prickett |
| TILLAMOOK | | | M | 67 | | Orange | 2015 | | Joel Prickett |
| TILLAMOOK | | | F | 88 | | Yellow | 2015 | | Joel Prickett |
| | | MEAN | | 69.6 | | | | | |
| | | | | | | | | | |
| TILLAMOOK | base of spit | 9/21/2016 | M | 72.2 | 84.5 | yellow-orange | 2015 | | |
| | | | | | | | | | |
| TILLAMOOK | | 9/21/2016 | M | 52.2 | 28 | green | 2016 | | |
| TILLAMOOK | | | M | 45.4 | 17.8 | green | 2016 | | |
| TILLAMOOK | | | F | 36 | 10 | green | 2016 | | |
| TILLAMOOK | | | M | 51 | 24.9 | green | 2016 | | |
| TILLAMOOK | | | F | 44.3 | 18.5 | green | 2016 | | |
| TILLAMOOK | | | M | 45 | 17.7 | green | 2016 | | |
| TILLAMOOK | | 9/22/2016 | M | 40.6 | 12.9 | green | 2016 | | |
| TILLAMOOK | | 9/22/2016 | F | 48 | 21 | green | 2016 | | |
| | | MEAN | | 45.3125 | 18.85 | | | | |

| | | | | | | | | | |
|---------|-----------|------------|---|------|--|--|------|---------------|----------------|
| | | | | | | | | | |
| WILLAPA | Tokeland | 8/17/2016 | M | 66.4 | | | 2015 | | CRAB TEAM |
| WILLAPA | Tokeland | | F | 57.4 | | | 2015 | | CRAB TEAM |
| WILLAPA | Tokeland | | F | 59.2 | | | 2015 | | CRAB TEAM |
| WILLAPA | Tokeland | | F | 59.9 | | | 2015 | | CRAB TEAM |
| WILLAPA | Stackpole | 8/16/2016 | M | 73.2 | | | 2015 | | CRAB TEAM |
| WILLAPA | Stackpole | | F | 64.2 | | | 2015 | | CRAB TEAM |
| | | MEAN | | 63.4 | | | | | |
| | | | | | | | | | |
| WILLAPA | Stackpole | 10/19/2016 | M | 66.2 | | | 2015 | Open pit trap | Andrea Randall |
| WILLAPA | Stackpole | | M | 64.3 | | | 2015 | Open pit trap | Andrea Randall |
| WILLAPA | Stackpole | | F | 60.0 | | | 2015 | Open Pit trap | Andrea Randall |
| WILLAPA | Stackpole | | M | 58.4 | | | 2015 | R1, L1 | Andrea Randall |
| | | MEAN | | 62.2 | | | | | |

Appendix 3. Relative abundance (CPUE) and size of young-of-the-year *Carcinus maenas* at the end of their first growing season in Oregon and Washington estuaries. Crabs were typically caught between mid-August to early October. Catch per unit effort (CPUE) is reported as number of crabs per trap per day. N=number of young crabs sampled; SD=Standard Deviation, Water temperatures for December-March for the Hatfield Marine Science Center Pump Dock in Yaquina Bay were provided by David Specht of the Newport EPA; those for Willapa Bay, by Jan Newton and Judah Goldberg of the DOE.

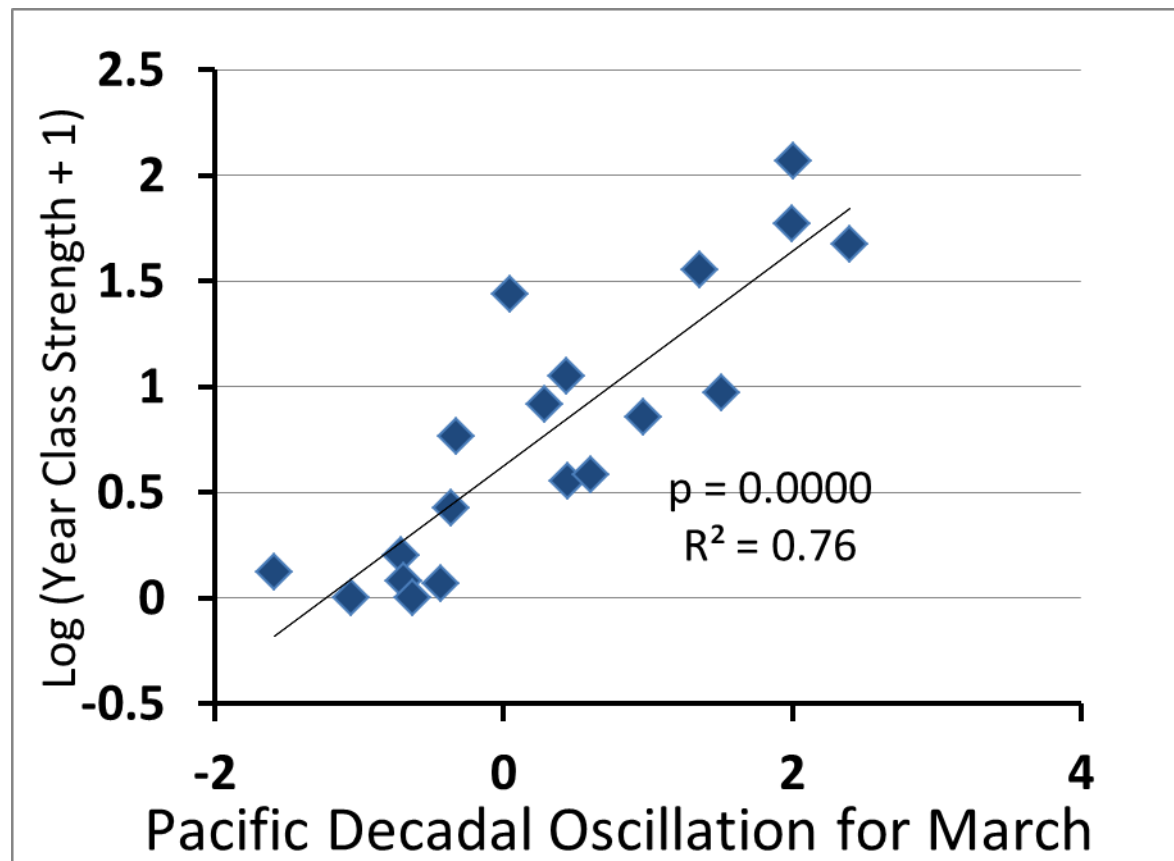
| Year Class | Estuary | # Months <10°C | Mean Winter Temp. °C | N | CPUE Pitfall traps | CPUE Minnow traps | Mean Carapace Width (mm) | SD | Range |
|------------|---------|----------------|----------------------|-------------|--------------------|-------------------|--------------------------|-----|-------|
| 2002 | Coos | 4 | 9.6 | 0 | | 0.00 | | | |
| 2003 | | 0 | 10.9 | 1 | | 0.01 | 59.4 | | |
| 2004 | | 1 | 10.4 | 0 | | 0.00 | | | |
| 2005 | | 2 | 10.3 | 2 | | 0.05 | 45.0 | | 44-46 |
| 2006 | | 2 | 9.9 | 17 | | 0.32 | 43.5 | 4.6 | 36-52 |
| 2007 | | 3 | 9.8 | 5 | | 0.08 | 45.4 | 4.0 | 43-52 |
| 2008 | | 5 | 8.8 | 1 | | 0.01 | 47.0 | | |
| 2009 | | 4 | 9.0 | 0 | | 0.00 | | | |
| 2010 | | 1 | 10.0 | 2 | | 0.04 | 40.7 | | 40-41 |
| 2011 | | 1 | 9.8 | 1 | | 0.01 | 35.5 | | |
| 2012 | | 4 | 8.7 | 0 | | 0.00 | | | |
| 2013 | | 3 | 9.6 | | | Not Sampled | | | |
| 2014 | | | | 2 | | 0.015 | 46.5 | | 45-47 |
| 2015 | | | | 26 | | 0.24 | 47.9 | 4.9 | 32-54 |
| 2016 | | | | 52 | | 0.76 | 37.1 | 4.9 | 26-52 |
| 1998 | Yaquina | 0 | 11.2 | 201 | | 5.00 | 46.9 | 5.0 | 32-60 |
| 1999 | | 4 | 8.8 | 13 | 0.20 | | 38.0 | 5.0 | 30-47 |
| 2000 | | 3 | 9.7 | 14 | | 0.31 | 37.5 | 5.0 | 30-45 |
| 2001 | | 3 | 9.6 | Not sampled | | | | | |
| 2002 | | 4 | 9.4 | 1 | | 0.01 | 38.9 | | |
| 2003 | | 0 | 11.0 | 9 | | 0.07 | 44.9 | 5.5 | 41-59 |
| 2004 | | 3 | 10.1 | 4 | | 0.07 | 35.3 | 5.1 | 32-43 |
| 2005 | | 2 | 10.1 | 21 | 0.75 | 0.14 | 41.0 | 8.4 | 28-46 |

| | | | | | | | | | |
|------|-----------|----------|-------------|----|------|-------------|------|-----|---------|
| 2006 | | 3 | 9.8 | 18 | | 0.20 | 42.6 | 5.9 | 34-51 |
| 2007 | | 3 | 9.5 | 3 | | 0.03 | 44.4 | 7.0 | 36-49 |
| 2008 | | 5 | 8.4 | 1 | | 0.02 | 44.3 | | |
| 2009 | | 5 | 8.9 | 0 | | 0.00 | | | |
| 2010 | | 1 | 10.1 | 8 | 0.05 | 0.05 | 40.8 | 6.7 | 30-50 |
| 2011 | | 4 | 9.3 | 0 | | 0.00 | | | |
| 2012 | | 4 | 8.7 | 0 | | 0.00 | | | |
| 2013 | | | 9.6 | 0 | | 0.00 | | | |
| 2014 | | | 9.2 | 2 | | 0.02 | 45.9 | | 42-49.5 |
| 2015 | | | | 43 | | 0.86 | 44.6 | 4.8 | 35-54 |
| 2016 | | | | 30 | | 0.83 | 36.9 | 7.4 | 26-53 |
| 2002 | Netarts | | | 0 | | 0.00 | | | |
| 2003 | | | | 6 | | 0.15 | 49.4 | 3.7 | 45-55 |
| 2004 | | | | 0 | | 0.00 | | | |
| 2005 | | | | 25 | | 0.92 | 42.9 | 5.3 | 30-53 |
| 2006 | | | | 21 | | 0.65 | 38.6 | 5.3 | 29-50 |
| 2007 | | | | 0 | | 0.00 | | | |
| 2008 | | | | 0 | | 0.00 | | | |
| 2009 | | | | 1 | | 0.02 | 47.7 | | |
| 2010 | | | | 6 | | 0.30 | 44.7 | 5.6 | 37-51 |
| 2011 | | | | 0 | | 0.00 | | | |
| 2012 | | | | 0 | | 0.00 | | | |
| 2013 | | | | 0 | | 0.00 | | | |
| 2014 | | | | 18 | | 0.257 | 43.6 | 3.9 | 33-49.5 |
| 2015 | | | | 36 | | 0.90 | 46.3 | 5.4 | 38-56 |
| 2016 | | | | 16 | | 0.32 | 34.5 | 5.2 | 24-44 |
| 2002 | Tillamook | | | 0 | | 0.00 | | | |
| 2003 | | | | 5 | | 0.17 | 50.0 | 3.1 | 46-55 |
| 2004 | | | | 2 | | 0.10 | 41.0 | | 37-45 |
| 2005 | | | | 10 | | 0.17 | 47.8 | 4.5 | 42-56 |
| 2006 | | | | 31 | | 0.32 | 40.7 | 4.4 | 31-51 |
| 2007 | | | | 0 | | 0.00 | | | |

| | | | | | | | | | |
|------|--------------|---|--------------------|-----|--------------|-------------|------|------|--------|
| 2008 | | | | 0 | | 0.00 | | | |
| 2009 | | | | 0 | | 0.00 | | | |
| 2010 | | | | 0 | | 0.00 | | | |
| 2011 | | | | 0 | | 0.00 | | | |
| 2012 | | | | 0 | | 0.00 | | | |
| 2013 | | | | 0 | | 0.00 | | | |
| 2014 | | | | 1 | | 0.015 | | | |
| 2015 | | | | 26 | | 0.52 | 49.2 | 4.1 | 44-60 |
| 2016 | | | | 8 | | 0.20 | 45.3 | 5.3 | 36-52 |
| 1998 | Willapa | 3 | 8.9 | 47 | 0.778 | 0.74 | 45.9 | 4.0 | 37-55 |
| 1999 | | 4 | 7.6 | 3 | 0.023 | 0.00 | 38.2 | 7.5 | 32-47 |
| 2000 | | 4 | 8.0 | 9 | 0.046 | 0.03 | 43.4 | 12.0 | 19-58 |
| 2001 | | 5 | 8.0 | 7 | 0.046 | 0.02 | 51.3 | 2.7 | 48-56 |
| 2002 | | 4 | 7.6 | 0 | 0.00 | 0.00 | | | |
| 2003 | | 3 | 9.0 | 10 | 0.167 | 0.00 | 48.3 | 5.1 | 43-59 |
| 2004 | | 5 | 8.6 | | Not sampled | | | | |
| 2005 | | 3 | 9.0 | 106 | 0.37 | 1.17 | 46.1 | 3.3 | 34-52 |
| 2006 | | 5 | 8.3 | 5 | 0.04 | 0.13 | 42.5 | 5.1 | 35-49 |
| 2007 | | 5 | 8.4 _{est} | 0 | 0.00 | 0.00 | | | |
| 2008 | | 5 | 7.7 _{est} | 0 | 0.00 | 0.00 | | | |
| 2009 | | 5 | 7.2 | 0 | 0.00 | 0.00 | | | |
| 2010 | | 3 | 8.9 | 2 | 0.40 | 0.00 | 43.8 | | 43- 44 |
| 2011 | | 5 | 7.8 | 0 | 0.00 | 0.00 | | | |
| 2012 | | 5 | 7.7 | 0 | 0.00 | 0.00 | | | |
| 2013 | | 5 | 8.1 | 0 | 0.00 | 0.00 | | | |
| 2014 | | | | 0 | 0.00 | 0.00 | | | |
| 2015 | | | | 8 | 1.00 | 0.20 | 43.1 | 4.5 | 35-47 |
| 2016 | | | | | 0 | 0 | | | |
| 1998 | Grays Harbor | | | 3 | | 1.00 | 45.3 | 5.0 | 40-50 |
| 1999 | | | | 24 | | 0.02 | 37.4 | 7.7 | 34-51 |
| 2000 | | | | 3 | | 0.01 | 41.3 | 6.5 | 35-48 |

| | | | | | | | | | |
|------|--|--|--|---|-------------|------|------|--|-------|
| 2001 | | | | 1 | | 0.01 | 47.9 | | |
| 2002 | | | | 0 | | 0.00 | | | |
| 2003 | | | | | Not Sampled | | | | |
| 2004 | | | | | Not Sampled | | | | |
| 2005 | | | | 2 | | 0.03 | 47.3 | | 44-50 |
| 2006 | | | | 1 | | 0.02 | 49.0 | | |
| 2007 | | | | 0 | | 0.00 | | | |
| 2008 | | | | | Not sampled | | | | |
| 2009 | | | | 0 | | 0.00 | | | |
| 2010 | | | | | Not sampled | | | | |
| 2011 | | | | | Not sampled | | | | |
| 2012 | | | | | Not sampled | | | | |
| 2013 | | | | | Not Samples | | | | |
| 2014 | | | | | Not Sampled | | | | |
| 2015 | | | | | Not Sampled | | | | |
| 2016 | | | | | Not Samples | | | | |

Appendix 4. *Carcinus maenas* year class strength as a function of Pacific Decadal Oscillation for March. Average catch data for the five to six estuaries were log -transformed and regressed against Pacific Decadal Oscillation Index for March. The regression is significant at $p < 0.0001$ and explains 76% of the inter-annual variability in year class strength. (This figure is an up-date of Figure 2b in Behrens Yamada, Peterson and Kosro 2015.)



Papers/Papers/Oceanconditions/Oceanconditions/DataFilesYaquinaCurrents2016