

Economics of Recreational Fishery in Namibia

BY: Mike Nghipunya

Economist

Ministry of Fisheries and Marine Resources

mnghipunya@mfmr.gov.na

Namibia

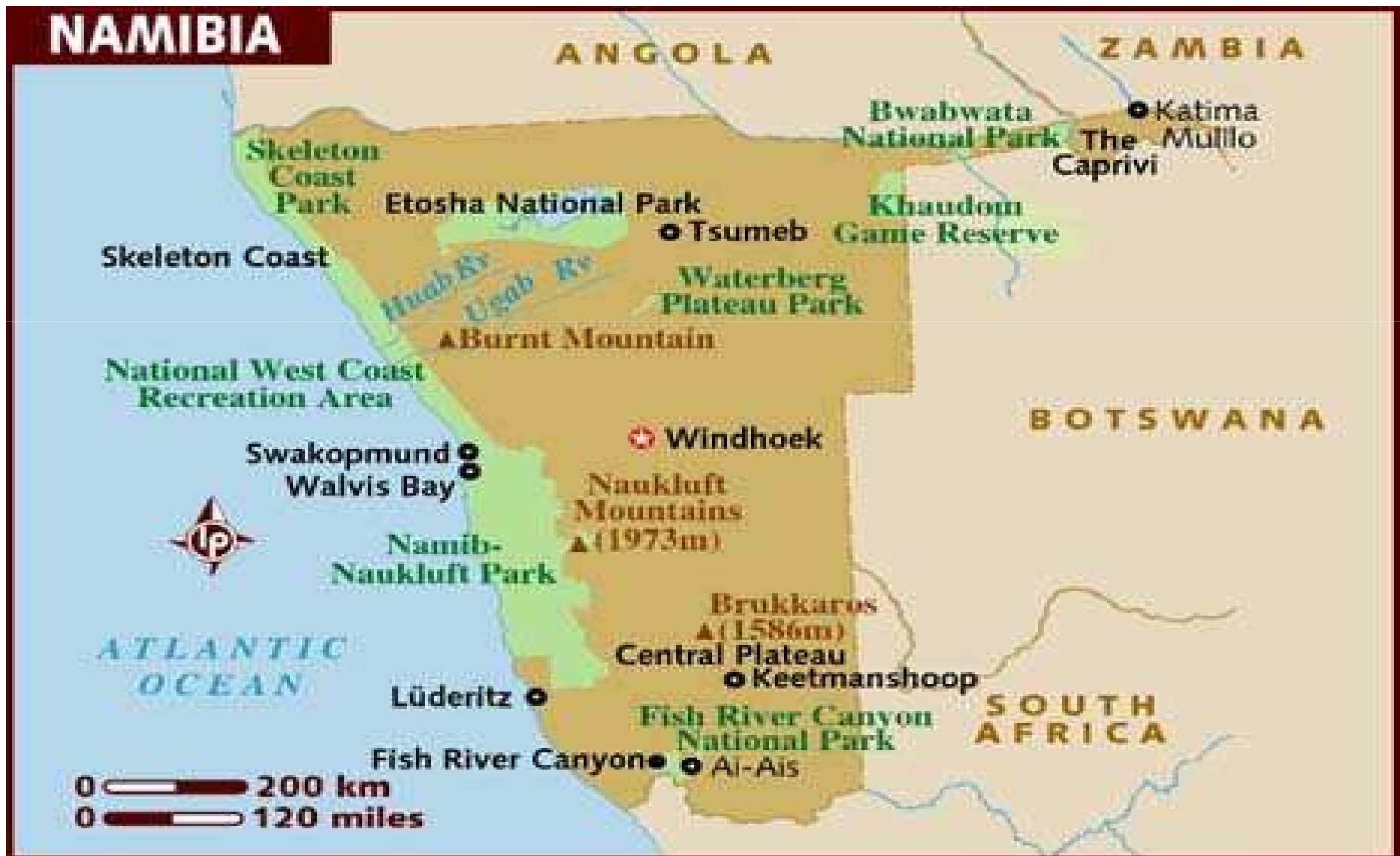


TABLE OF CONTENT

- **INTRODUCTION**
- **OVERVIEW**
- **METHODOLOGY**
- **RESULTS**
- **CATCH AND EFFORT**
- **EXPENDITURES ON ANGLING**
- **GOVERNMENT REVENUE**
- **CONCLUSIONS**

INTRODUCTION

- The angling survey is conducted annually
- US\$1= N\$8 was the exchange rate at the time
- The survey is conducted by the Ministry of Fisheries and Marine Resources
- The survey findings are used to evaluate fees, policies & legislations and importance of the sector to the Namibian Economy

INTRODUCTION (Aims)

- Estimate the economic value of the angling sector
- Determine the number of people harvesting the resource

INTRODUCTION

(Objectives & Targets)

- Aid the Ministry in the introduction and implementation of management measures for the sustainable utilisation of the resource
- The survey targets anyone angling on the Namibian coast

OVERVIEW

Recreational angling falls under Line fish sector

Anglers are subjected to a daily bag limit as in the table below:

Scientific Name	Common Name	Bag Limit
<i>Argyrosomus inodorus</i>	Silver Kob	10
<i>Lithognathus aethiops</i>	West Coast Steenbras	10
<i>Coracinus Capensis</i>	Galjeon	10
<i>Lutjanus fulvus</i>	Blacktail	10
<i>Barbus barbus</i>	Barbel	30
<i>Thyrsites atun</i>	Snoek	20
<i>Chondrichthyes</i>	Sharks	1

OVERVIEW CONTINUED...

- Recreational angling is done for leisure or sport
- Anglers are not allowed to sell their catches
- Fish can be returned to sea if still alive
- No limit to the number of anglers per day
- Anglers should carry their permits during angling
- Main target species are: Kob, Steenbras and Galjoen

OVERVIEW CONTINUED...

- Data on catches and size is obtained through interviews and measuring catches
- Recreational angling is very popular in Namibia
- Foreign anglers chose to angle in Namibia because of the peaceful environment, clean beach, freedom to park on the beach etc..

METHODOLOGY

- Data was collected through a survey
- A sample of 219 anglers was randomly selected
- The area covered was between Swakopmund and Mowe Bay
- A structured questionnaire was used
- Angling activities were categorized into recreational and subsistence angling
- Interviewers were all from the Ministry

RESULTS

Profile of Anglers

- The survey looked at the nationalities, gender , age ,employment status and income levels of anglers

Gender

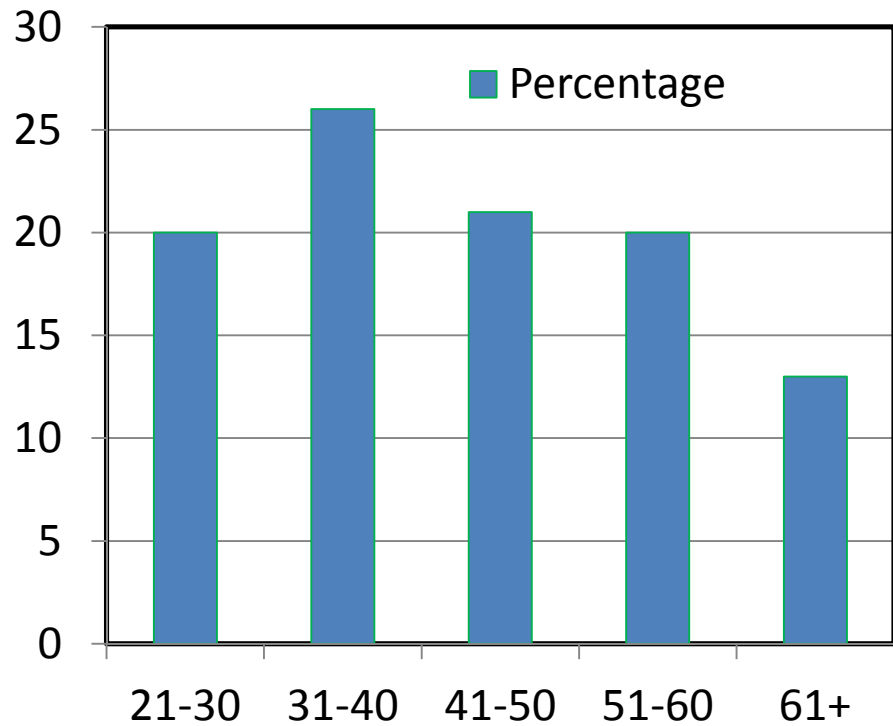
- 84% of anglers were male and 16% were females

Nationality

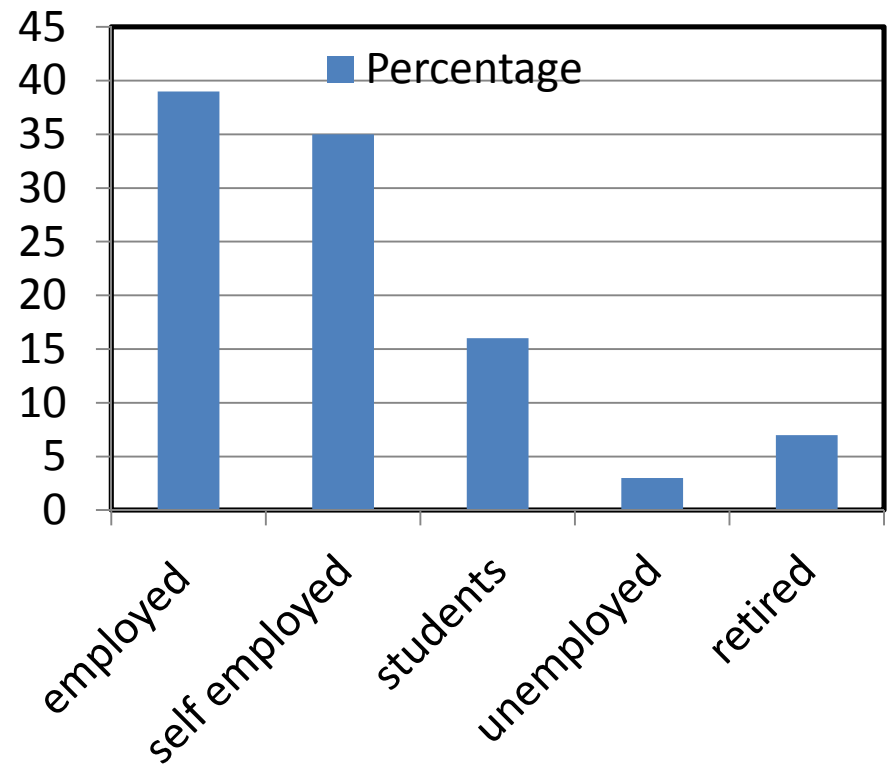
- 51% of anglers indicated that they are Namibian while 49% were from within SADC

Profile of Anglers continued..

Age structure

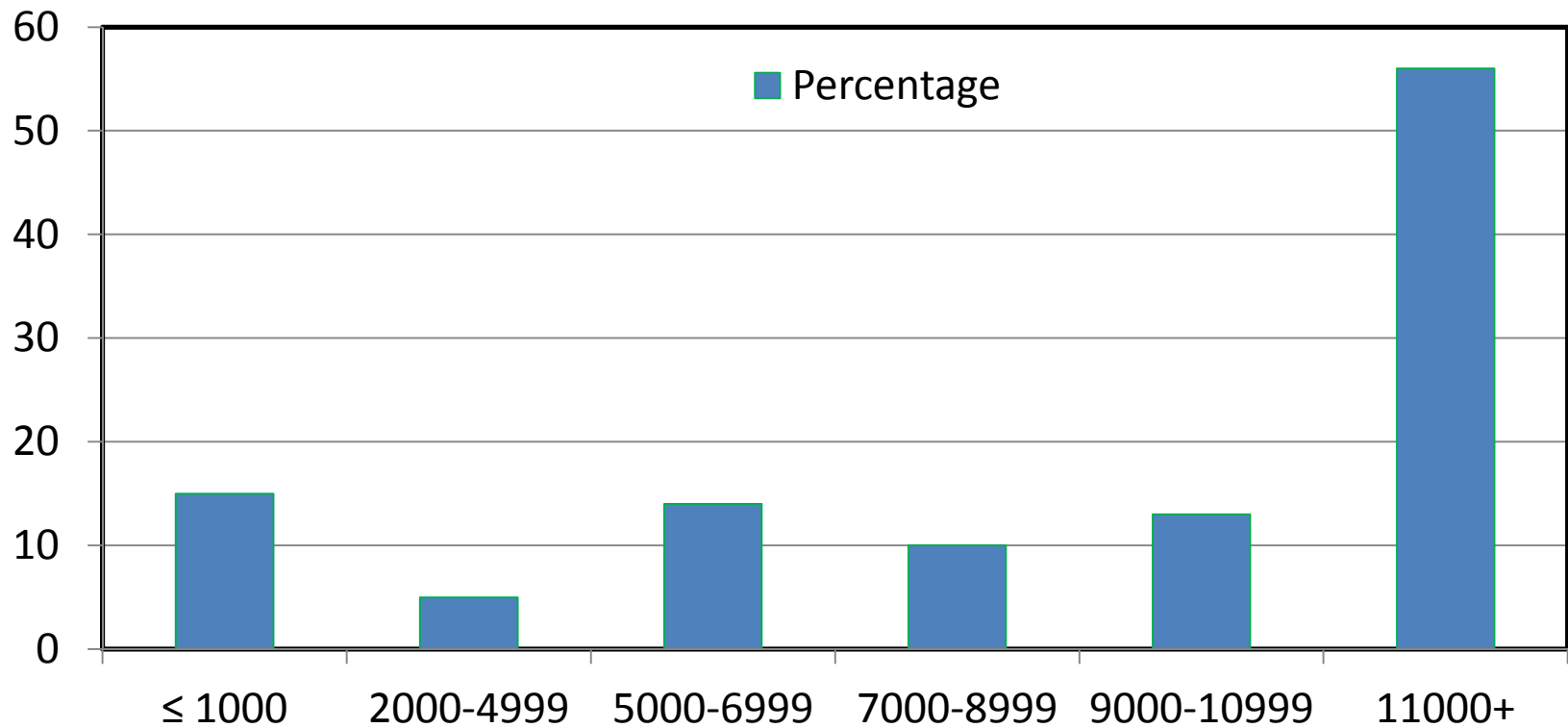


Employment status



Profile of Anglers continued..

Income Level

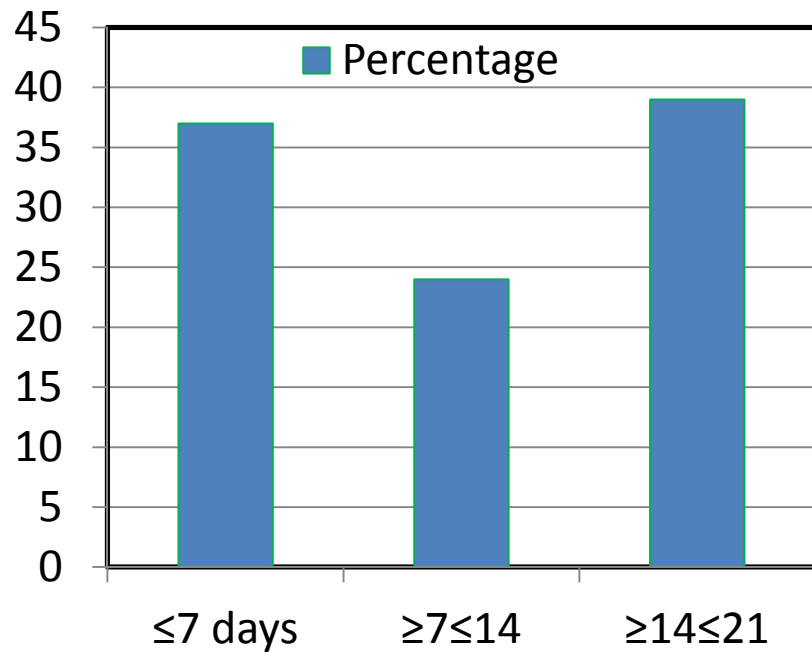


CATCH AND EFFORT

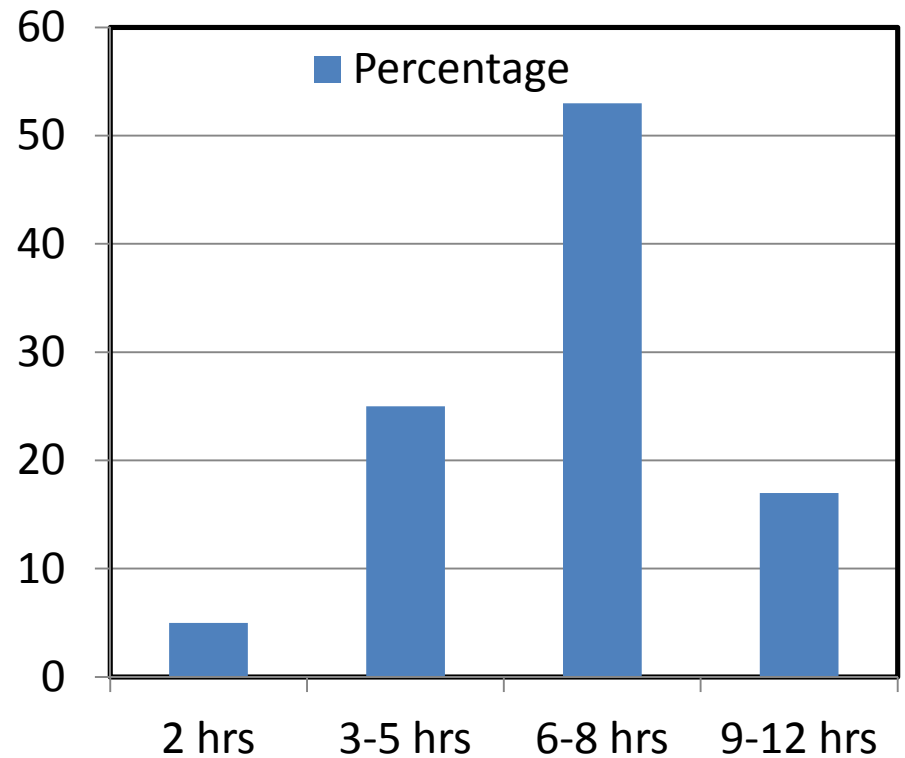
- Effort applied on the Line fishery by recreational angling is minimal compare to that of commercial operators
- Commercial operators' landings are for export purposes

CATCH AND EFFORT continued...

Angling days per month

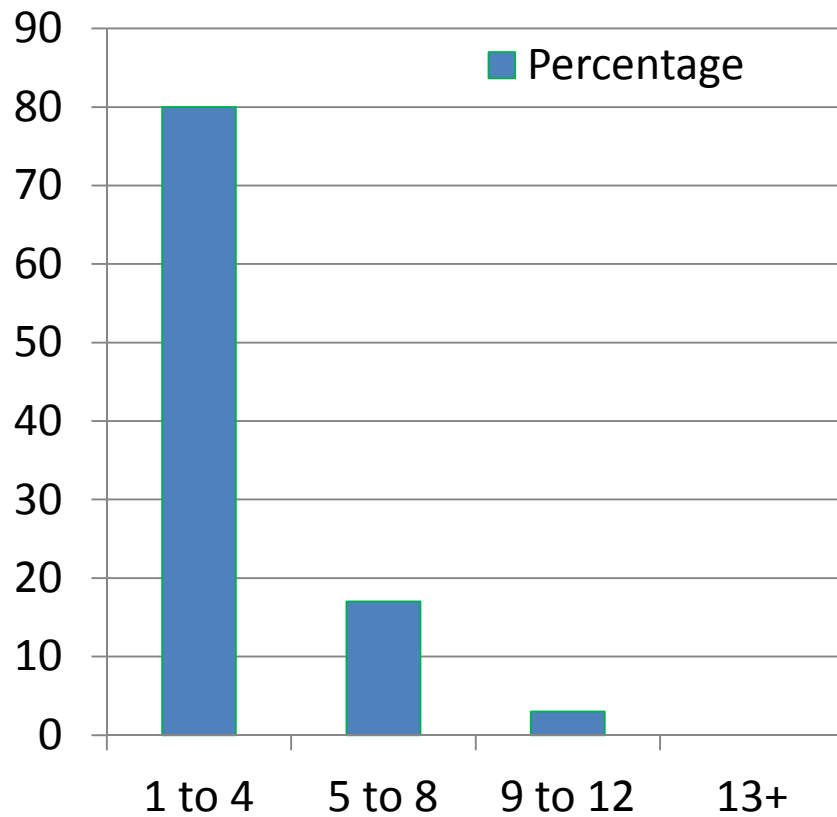


Angling Hours per day

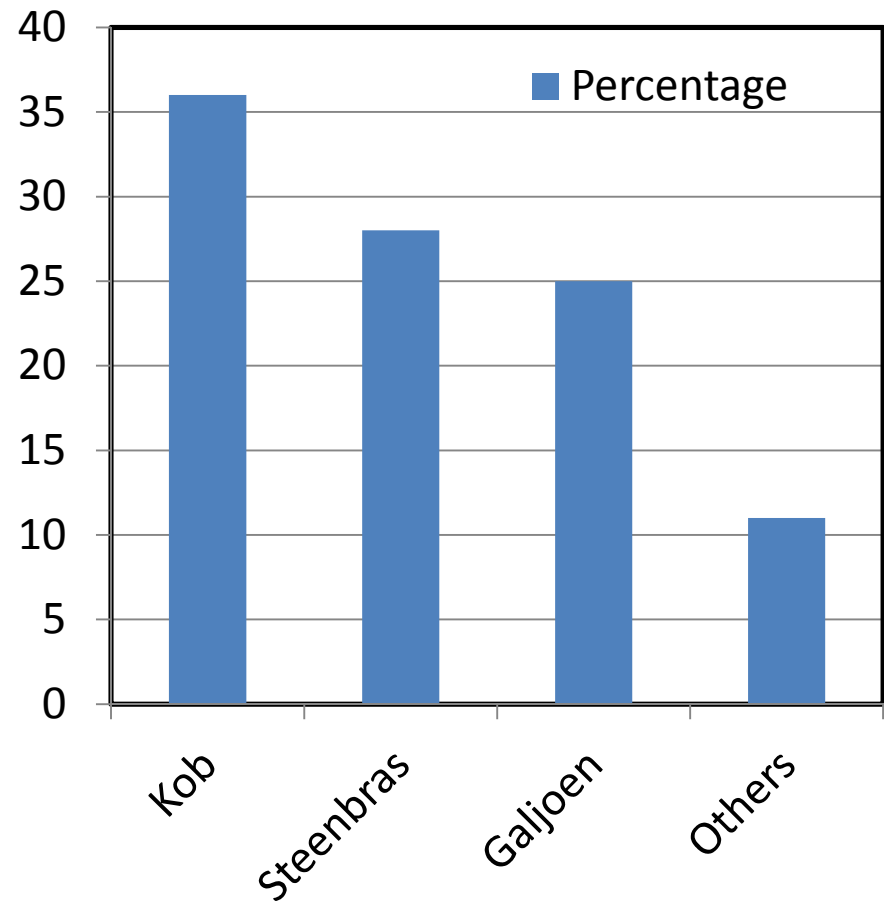


CATCH AND EFFORT continued...

Fish caught per day



Main Targeted Species



EXPENDITURES ON ANGLING

- Expenditures looked at were; accommodation, travel cost (fuel), entertainment, bait, fishing equipments (rod, reel, tackle and others (food etc)
- The survey estimated total expenditure on angling in 2011 to be **N\$428,330,812**
- It is a challenge to separate expenditures incurred in other countries from the ones incurred in Namibia especially fuel and fishing equipments
- respondents estimated the replacement value of their fishing equipments to be **N\$1,619,050**

EXPENDITURES continued..

Item	Amount (N\$)
Accommodation	159370793
Travel cost	144974202.7
Entertainment	46365225.21
Rods	19911853.15
Bait	18699130.68
Tackle	17893319.42
Reels	11212848.49
others	9903439.726
Total	428,330,812.4

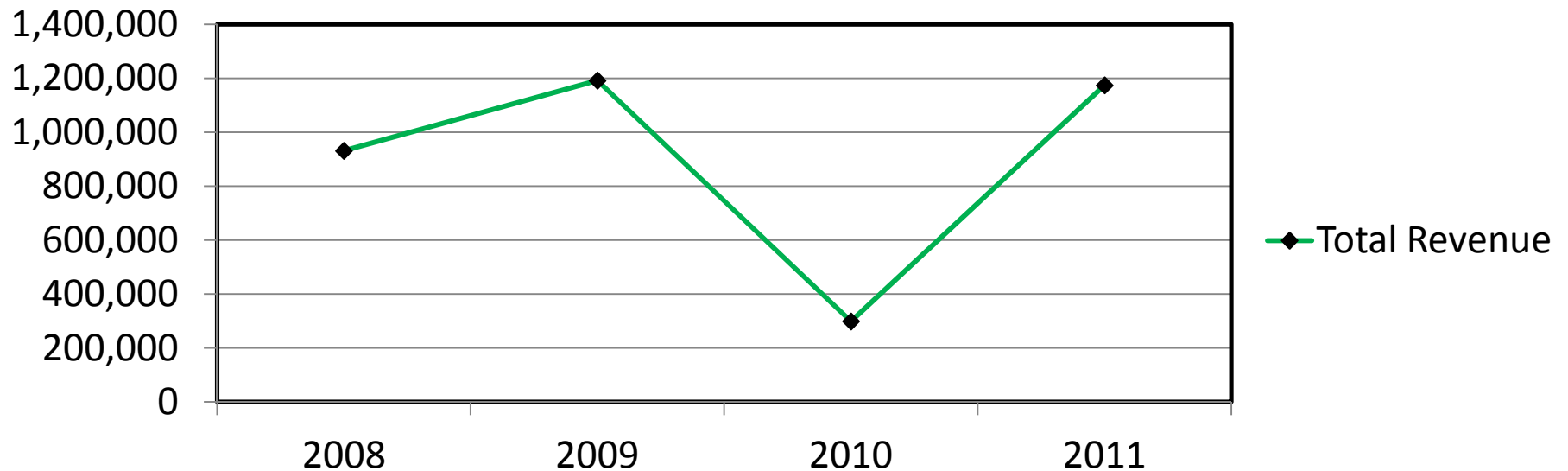
GOVERNMENT REVENUE

- Angling Permits cost N\$14/month and N\$168/year
- Majority of respondents, about 87% indicated that the fee is quite reasonable while 13% indicated that the fee is too little
- In 2011, the total number of anglers registered was 60,498 and the permit fees paid amounted to **N\$1,173,914**

CONCLUSIONS

- The recreational angling is very important to the Namibian economy in terms of revenue to government, direct expenditures as well as indirect expenditures in the local economy

Total Revenue



Conclusions continued..

- Angling in Namibia is very attractive
- Measures such as daily bag limit and size limits are all aimed at conserving the recreational angling species
- Recreational angling in Namibia is open to anyone with an angling permit
- The angling permits are issued at the Ministry's offices in Windhoek, Luderitz, Swakopmund, Walvis Bay and Henties Bay



Thank you!