


371.42
Dr 31cd
no. 20
c. 3



My 4-H Garden Record



Name _____ Boy _____ Girl _____ Date of birth _____, 19____

DOCUMENT
COLLECTION
OREGON
COLLECTION

No. and street or route and box

Post office

Phone

County

Project _____ Year in _____ Date _____, 19____
this project _____ record started

This record is for 4-H Flower Growers, Vegetable Gardeners, Fruit Growers, and for Beautification of Home Grounds projects. Use a separate record for each project. If you enroll in two projects or more you must meet the requirements of each. Members with Commercial Horticultural Crops projects (where the crop is grown primarily for sale) should use "My 4-H Crops Record."

Garden Notes

Tell about the things you do in your project. Write them down when you do them so you won't forget. Tell what kinds of sprays, dusts, and fertilizers you use. If possible, name the insects, plant diseases, and weeds that you controlled.

Examples: 3/1 I made a plan for my garden; 3/15 I spaded the ground for my peas.

DISCARD

Planting Plan


This page may be used for:

1. Your vegetable or flower garden plan.
2. Plan of home grounds before landscaping.

EXAMPLE:

	<i>Cabbage (early) 36' 5/1</i>						<i>Cabbage (late) 20' 6/15</i>							
	<i>Carrots 20' 5/1</i>			<i>Carrots 16' 6/15</i>			<i>" " " "</i>							

North




South

Scale 1 inch = _____ feet

Planting Plan

This page may be used for:

- 1. Show landscape work done.
- 2. Show changes in plan since first plan was made.
- 3. Show crops planted following early garden.



Scale 1 inch = _____ feet

Planting and Picking Record

Date planted	Crop and variety	Amount of seed or plants	Cost	Length of row	Date of first bloom or harvest	Amount harvested	Value	Comments
EXAMPLE: 5/1	Carrots—Chantenay	$\frac{1}{2}$ oz.	.10	20 feet	8/1	### $\frac{1}{2}$ bunches	1.20	Very good
Total Cost				Total Value				