


Comparing Fisher Social Networks to IFQ Trading Networks

NAAFE • Ketchikan, AK • May 21, 2015

Andrew Ropicki, Texas A&M University/Texas Sea Grant
Sherry Larkin, University of Florida

TEXAS A&M
AGRI LIFE
EXTENSION



UF | IFAS
UNIVERSITY of FLORIDA

The GoM Reef Fish IFQ Programs

- Red snapper (2007) and grouper/tilefish (2010)
- Most IFQ trades are lease trades
- Many dealers can trade IFQ

How is Quota Traded?

- Locally and through fishing relationships

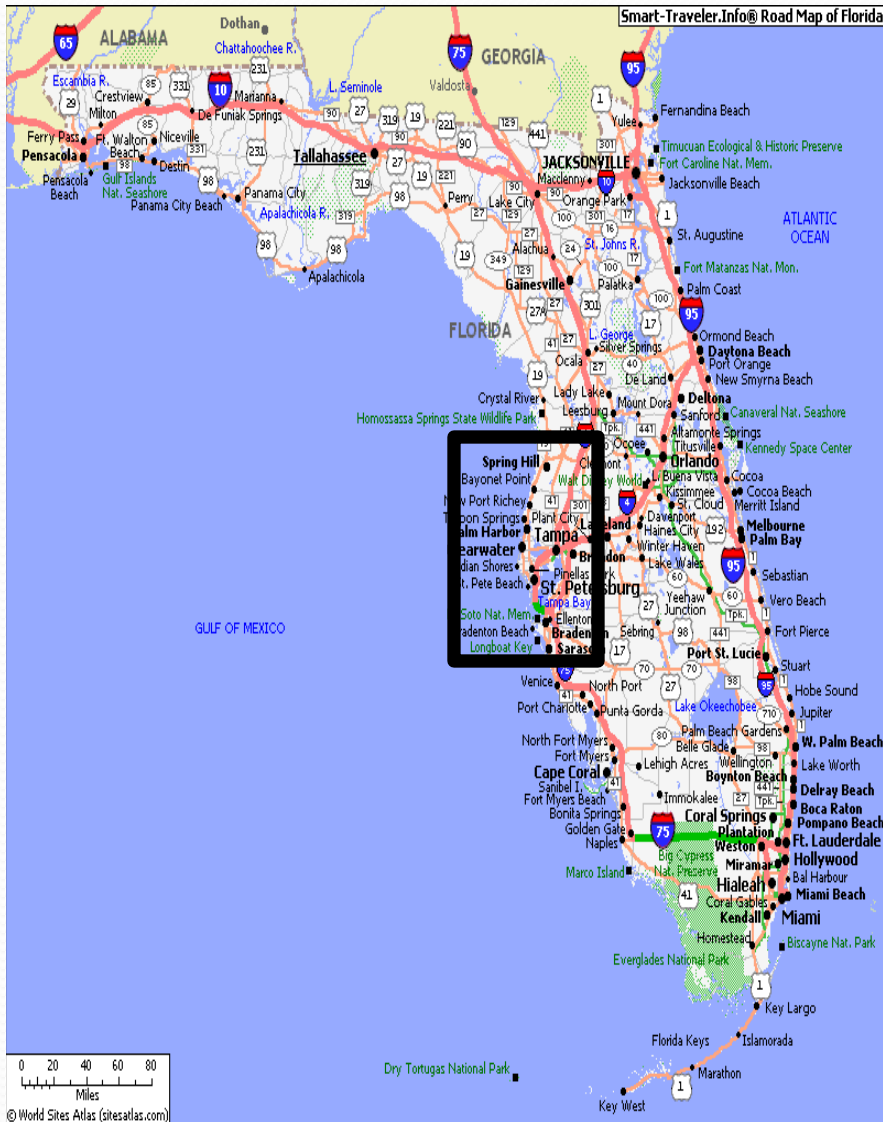
	<u>2007</u>	<u>2008</u>	<u>2009</u>	<u>2010</u>	<u>2011</u>	<u>2012</u>	<u>2013</u>
Dealer leased to fisher	283	292	315	511	669	843	1024
% of trades connected in landings market	88%	87%	87%	89%	96%	94%	88%
Fisher leased to dealer	120	66	68	100	65	185	241
% of trades connected in landings market	50%	70%	57%	63%	74%	55%	50%
Trade between fishers	136	92	231	478	487	756	537
% of trades connected in landings market	71%	64%	50%	67%	65%	60%	60%
Total Trades	717	602	779	1490	1902	2172	2280
% of trades connected in landings market	56%	60%	55%	56%	53%	62%	59%

- Do they trade through social/information sharing networks?

Research Steps

- Survey fishers on their information sharing networks
- Measure overlap between information sharing network and lease transaction network

Survey Data



- In person interviews in March and April of 2014
- 115 respondents from Tampa Bay area (100 with IFQ IDs, 15 captains)
- 74% response rate
- 105 respondents provided names of individuals they share fishing industry information with

Survey Question

- Please name the 5 people (fishers, dealers, marina staff, etc.,) with whom you most frequently discuss IFQ issues (share and allocation prices, potential trading partners, etc.,). With each name, please tell us what your relation is to that person.
 - 105 respondents provided names of individuals they share information with (avg. = 3.6/respondent)
- In general, would you say these are the same people with whom you discuss general fishing issues (dockside prices, regulations, etc.,)?
 - 86% yes, 14% no

Information Sharing Source Types

Type	# of Responses	% of Total
Boat Owner	51	14%
Broker	3	1%
Captain	23	6%
Dealer/Fish House	150	39%
Fisher/Shareholder	113	30%
Friend	5	1%
No Description	22	6%
Other	7	2%
Relative	3	1%
<i>Total</i>	<i>377</i>	<i>100%</i>

Information Sharing Sources

Type	# Identified	% of Total
Local	142	93%
Non-local	10	7%

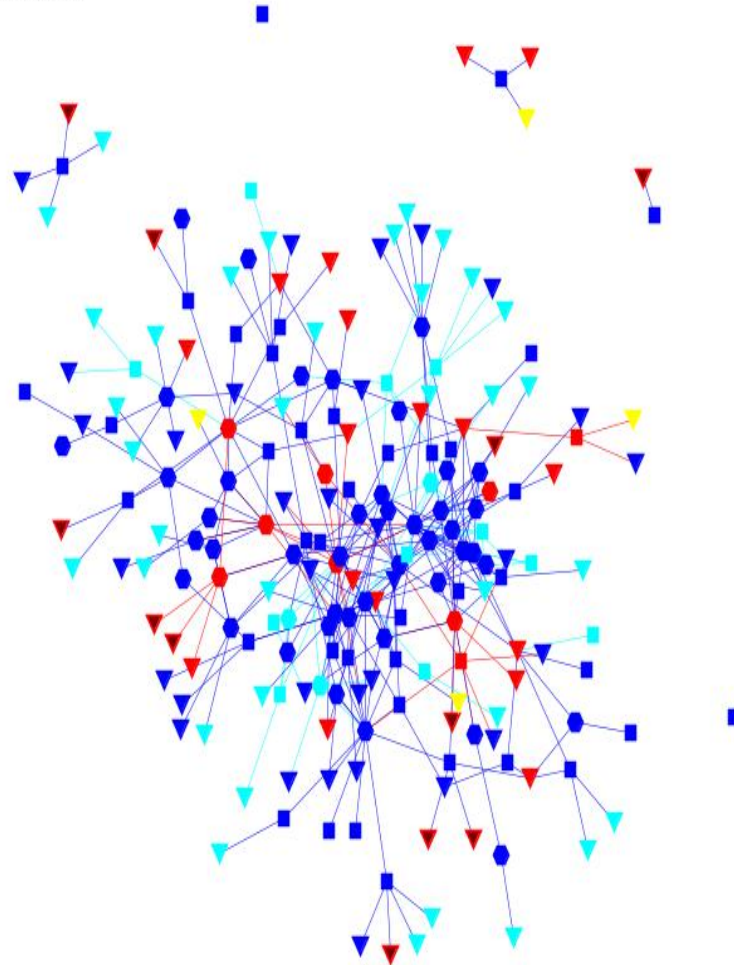
Type	# Identified	% of Total
IFQ ID	99	65%
No IFQ ID	53	35%

Type	# Identified	% of Total
Interviewed	53	26%
Named	99	48%
Both	53	26%

Information Sharing Network

- Interviewed
- ▽ Named
- ⬡ Interviewed and Named
- Fisher
- Dealer IFQ Account
- Captain
- Fish House (No IFQ Acct)
- Other

Information Sharing Network (1 mode)



powered by ORA-NetScenes

Avg. Path Link 3.266

IFQ Lease Trading Network

- 73% of lease trades occurred through information sharing network connections (interviewee and someone they named)
- 99% of lease trades between interviewees and information sharing network members involved connected parties

