


How to use **CUT-OUTS** in planning **YOUR FARMHOUSE**


PLAN before you **REMODEL** or **BUILD**




Make a room-by-room cut-out of your house as it is now, and as it will be when remodeled.

(1.) Get your tools ready: • CUT-OUT bulletin • table, • large paper or cardboard, • measuring tape (50 ft. preferable), • pencil, • tablet of paper (about 8" x 11"), • pins or gummed tape.

(2.) Measure inside length and width of each room, hallway and porch. Mark down length, width, and name of room in notebook.



(3.) Read instructions on ruler card and cut out each room accordingly, writing name and measurements on cut-out.




U. S. DEPARTMENT OF AGRICULTURE • EXTENSION SERVICE

823 (8-47)

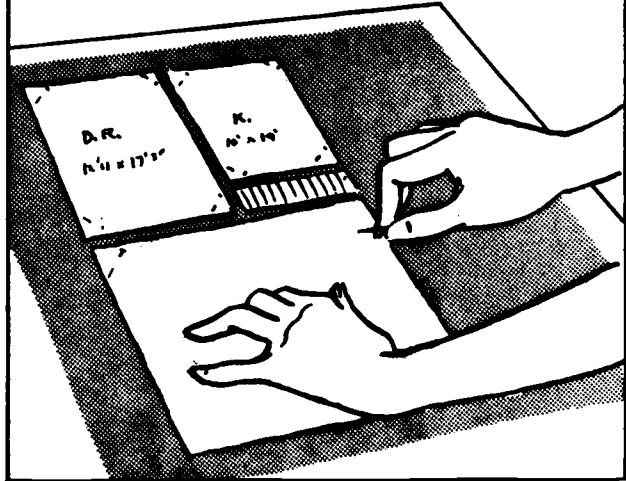
Cooperative Extension Work in Agriculture and Home Economics
Wm. A. Schoenfeld, Director
Oregon State College and United States Department of Agriculture Cooperating
Printed and distributed in furtherance of the Acts of Congress of May 8 and June 30, 1914

Extension Circular 497

(4.) Cut out rooms as marked. Continue marking and cutting until every room is cut out.




(5.) Arrange cut-out rooms on a paper as they are arranged in your house. Space 1/4 inch apart to allow for walls. Pin rooms in place.



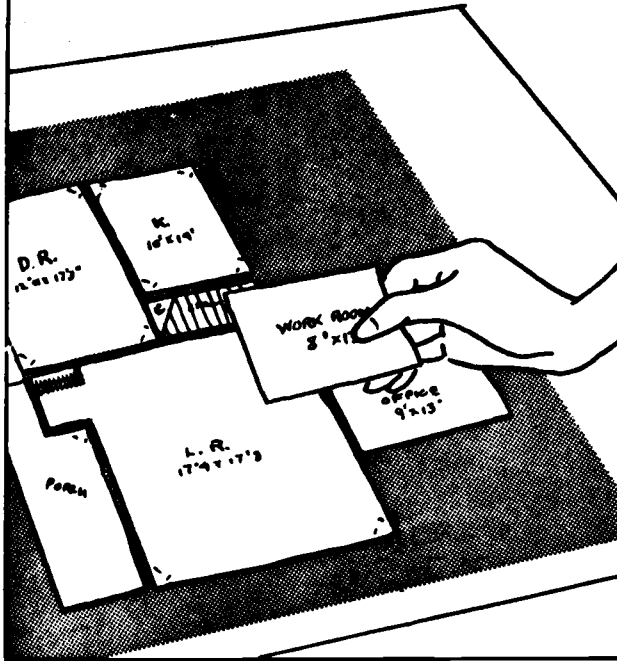
(6.) Now is the time to discuss the changes the family needs. Sketch your ideas on paper.



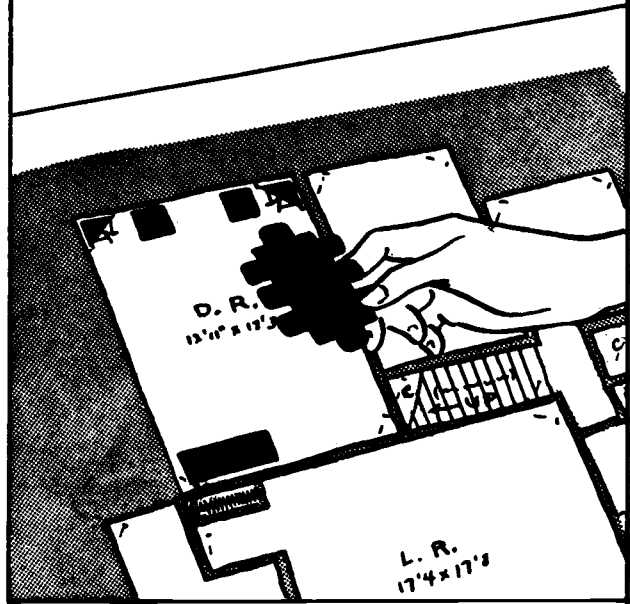
(7.) Study your sketches, and add, remove, or change rooms to meet these needs.




(8.) From the sketch selected, make the new plan, using cutouts.




(9.) Cut out new rooms and closets. Test the size of rooms by placing furniture cut-outs the way the rooms will be furnished.

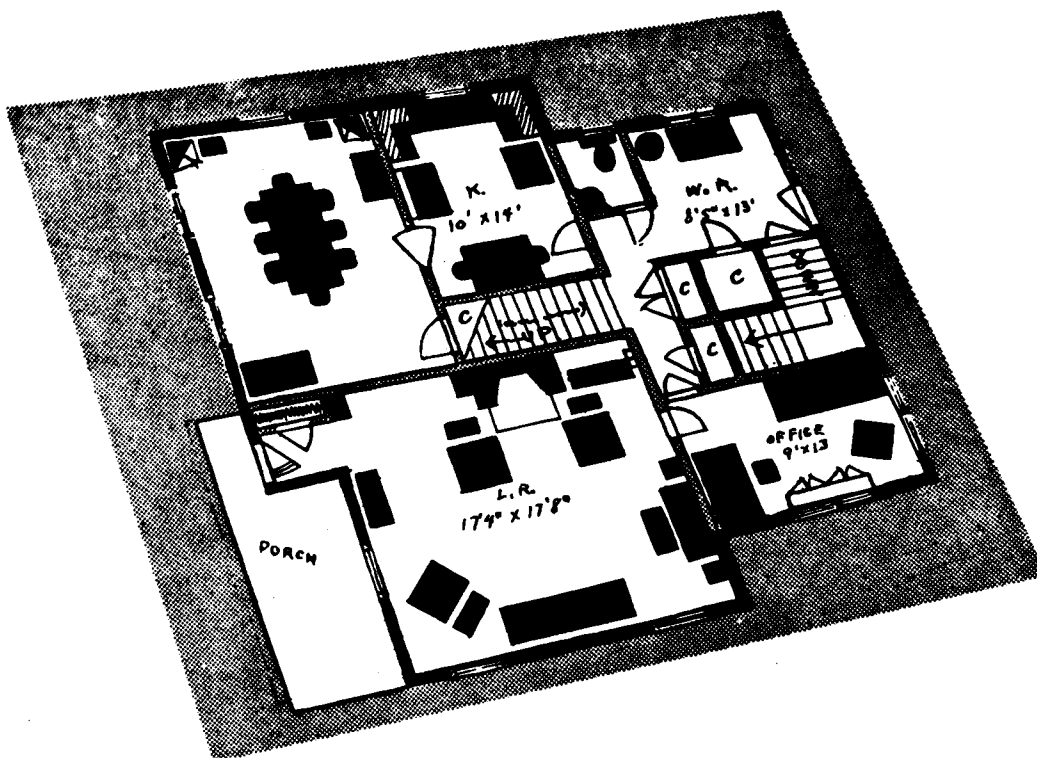


(10.) Check every room in the house with furniture cut-outs. Change the size and shape of rooms if necessary.



(11.) Complete your plan, using cut-outs to indicate changes of walls, doors, stairs, and windows.





Get the best help available to develop your remodeling plans. Good farmhouse plans are your best guide. Your county agricultural and home demonstration agents can give you bulletins on remodeling. And they can show you many farmhouse plans that may be obtained at low cost. Many desirable house plans are published in farm and home magazines. Local architects, builders, and building supply dealers can help in planning, building, and estimating costs.

When you have decided on your plans . . . See your builder . . . Show him your remodeling plans . . . Tell him your needs . . . Consider his suggestions . . . Ask him if he can do your remodeling . . . Find out if additional changes should be made . . . Check your plans again, using the check list.

When you remodel, have complete plans, specifications, and bills of materials. Get your contract in writing.

The following bulletins will be helpful in planning your remodeling:

United States Department of Agriculture

- 1947. Your Farmhouse -- Cut-Outs to help in planning. Miscellaneous Publication 622, 49 pp., illus.
- 1947. Your Farmhouse -- How to Plan Remodeling. Miscellaneous Publication 619, 22 pp., illus.