

# 2010 Pest Management Guide


---

## FOR TREE FRUITS IN THE MID-COLUMBIA AREA

---

Hood River • The Dalles • White Salmon

EM 8203-E • Revised January 2010



**CAUTION!**

**Pesticides must be used as directed on the label. Read and follow the label when applying pesticides.**

|   |    |
|---|----|
| Using pesticides safely .....   | 1  |
| Organophosphate and carbamate pesticide poisoning and cholinesterase monitoring ..... | 17 |
| Restricted-entry intervals of fungicides, insecticides, and miticides .....           | 18 |
| Orchard pest management.....  | 19 |
| Cherry fruit fly control order and Integrated Pest Management.....                    | 19 |
| Dilutions for wettable powder and liquid products .....                               | 19 |
| Pesticide stewardship .....   | 20 |
| Suggested best management practices for orchard spraying .....                        | 20 |
| Pesticide resistance management.....  | 21 |
| Natural enemy impact guide for tree fruit pesticides .....                            | 22 |
| Spotts model for estimating pear scab infection periods .....                         | 23 |
| Twelve steps to manage bacterial canker of sweet cherry .....                         | 23 |
| Apple scab infection .....  | 24 |
| Internet resources for plant protection in the Mid-Columbia area.....                 | 24 |
| Bud development chart.....  | 25 |
| 2010 Mid-Columbia pest control program for pears .....                                | 26 |
| Relative efficacy guide for pesticides used on pear—prebloom .....                    | 47 |
| Relative efficacy guide for pesticides used on pear—postbloom .....                   | 48 |
| Effectiveness of fungicides and bactericides for control of pear diseases .....       | 49 |
| 2010 Mid-Columbia pest control program for apples.....                                | 50 |
| Effectiveness of fungicides for control of apple diseases .....                       | 70 |
| 2010 Mid-Columbia pest control program for cherries .....                             | 71 |
| Effectiveness of fungicides and bactericides for control of cherry diseases.....      | 86 |
| Registered herbicides for orchard crops in Oregon .....                               | 87 |
| Nutrient sprays .....   | 90 |
| Spray program for nutrients.....  | 91 |
| Growth regulator sprays .....   | 93 |
| Chemical thinning sprays .....  | 93 |
| Chemical thinning sprays for apples.....  | 93 |
| Chemical thinning sprays for pears .....  | 93 |
| Stop drop sprays .....  | 93 |
| Plant growth regulator for apples.....  | 93 |
| Plant growth regulator for cherries .....   | 93 |

**This publication is available online by searching the Extension catalog:** <http://extension.oregonstate.edu/catalog/>

**For information on pest management in peaches, see the 2009 Peach Pest Management Guide for Oregon at** <http://extension.oregonstate.edu/catalog/html/em/em8419-e/>

**For more information, including information on bioregulator sprays, see the 2009 Crop Protection Guide for Tree Fruits in Washington at** <http://cru.cahe.wsu.edu/CEPublications/eb0419/eb0419.pdf>

# Using Pesticides Safely

Ronda E. Hirnyck

Revised November 1, 2008

## Always Read the Label

The single most important approach to pesticide safety is to read the pesticide label before each use and then follow the directions. If still in doubt after reading the label, contact a person qualified to help evaluate the hazard of the chemical and its use. Qualified people include appropriate Extension specialists and county educators and pesticide manufacturers' product representatives.

Pesticides are toxic and should be handled with care, but pesticides can be used safely if you follow recommended precautions. Follow all label requirements; strongly consider any recommendations for additional personal protective clothing and equipment. In addition to reading and following the label, other major factors in the safe and effective use of pesticides are the pesticide applicator's common sense, qualifications, and good attitude. Always take all safety precautions when using pesticides.

In case of accidents involving pesticides, see your doctor at once. It will help your doctor greatly to know exactly which pesticide is involved. The label on the container gives this information. Take to the physician the pesticide label or information from the label, such as the product name, registration number of the U.S. Environmental Protection Agency (EPA), common name and percentage of active ingredient, and first aid instructions. If the label cannot be removed, take along the pesticide container (if not contaminated), but do not take it into the hospital or doctor's office.

## Safety Checklist

- If you plan to apply any of the more dangerous pesticides, be sure your physician knows the types of compounds you are using.
- Follow all requirements for personal protective clothing and equipment (PPE) listed on the pesticide label. Bathe and change clothing daily. Separately launder clothing used during pesticide application or handling.
- Wear a respirator when loading or mixing concentrates and whenever pesticides might be inhaled.

- Do not smoke or chew tobacco or eat while handling pesticides. Wash hands before eating, smoking, and using the bathroom.
- Do not eat unwashed, chemically treated fruit or vegetables in the field. Time limits from application to harvest (preharvest intervals, or PHI) are to protect the consumer from harmful residues. Disregarding these limits presents a special hazard to the picker, grower, and field person.
- Recycle or dispose of pesticide containers properly, as described later on pages 3–7.
- Keep your pesticide storage shed or room locked.
- Mix pesticides according to directions and apply them precisely at the recommended rate.
- Poisoning occurs most often in hot weather, when applicators might not be wearing all the personal protective equipment (PPE) the label requires. Using PPE is a label requirement. However, take extra care when wearing PPE during hot weather to avoid heat-related illnesses.
- Be sure to follow the preharvest interval (PHI) before allowing livestock to graze a field or consume treated forage or hay.

## What to Do in Case of Pesticide Poisoning

### Follow the specific first-aid instructions on the pesticide label.

Get medical advice quickly, by calling your Poison Center (toll free) at 1-800-222-1222 or by calling a physician if you or a fellow worker has unusual or unexplained symptoms starting at work or later the same day. Do not let yourself or anyone else get dangerously sick before calling a physician or going to a hospital. It is better to be overly cautious than to delay or be too lax. Take the pesticide label (or information from the label—the product name, EPA registration number, common name, percentage of active ingredient, and first aid instructions) to the physician. If the label cannot be removed, take the pesticide container (if not contaminated), but do not take it into the hospital or doctor's office.

If labeling instructions are not available, follow these general guidelines for first aid.

1. **The best first aid in pesticide emergencies is to remove the source of pesticide exposure as quickly as possible.** Removing the victim from the source not only protects him or her from further poisoning but also protects you while you administer first aid.
2. **First aid is the initial effort to help a victim while medical help is on the way.** If you are alone with the victim, make sure the victim is breathing and is not being further exposed to the pesticide before you call for emergency help. Apply artificial respiration if the victim is not breathing. **Do not become exposed to the pesticide yourself while you are trying to help.**
3. **Pesticide on skin**—Drench contaminated exposed skin with plenty of water. Remove personal protective equipment and contaminated clothing. Wash skin and hair with a mild detergent and water. Dry victim and keep him or her comfortable.
4. **Pesticide in eye**—Wash the eye quickly but gently with clean running water. Rinse eye for 15 minutes or more.
5. **Inhaled pesticide**—Get the victim to fresh air immediately. Loosen tight clothing on the victim that would constrict breathing. Apply artificial respiration if the victim is not breathing or has bluish skin. If pesticide or vomit is in the victim's mouth or on the face, avoid direct contact and use a shaped airway tube, if available, for mouth-to-mouth resuscitation.
6. **Pesticide in mouth or swallowed**—Rinse mouth with plenty of water. Do not induce vomiting or give high-potency activated charcoal unless a physician or the label tells you to do so.
7. **Induce vomiting only if the label indicates.** Position the victim face down or kneeling forward and carefully put a finger or the blunt end of a spoon at the back of the victim's throat.
8. Do not induce vomiting if the victim is unconscious or convulsing, or if the victim has swallowed a corrosive poison or an emulsifiable concentrate or oil solution.
9. **Atropine should be administered only by a physician.** It can be poisonous if misused and can mask the symptoms of poisoning, thus delaying proper treatment.
10. **First-aid kit**—A properly equipped portable first-aid kit can be important in a pesticide emergency. Make sure one is available at each work site.

## Pesticide Spills and Cleanup

### Handling Spills

The best way to handle a spill is to prevent it from happening. Review your process for using, transporting, and storing pesticides to identify areas for additional training or precautions. Train workers to take the necessary actions if a spill should occur. Prior training on how to limit a spill and then safely clean it up is invaluable. Accidents most commonly happen when pesticides are being transported or when pesticide containers have leaked in storage.

Pesticide spills require immediate action. Keep a spill cleanup kit immediately available at all locations where pesticides are handled, transported, or stored, because you will not have time to locate all the necessary items before a significant amount of contamination has occurred. Important items in a typical spill kit include:

1. Telephone numbers for emergency assistance
2. Personal protective clothing and equipment as required by the label, including:
  - a. Sturdy gloves, footwear, and apron that are chemically resistant to most pesticides
  - b. Protective eyewear
  - c. An appropriate respirator, if any of the pesticides requires using a respirator during handling or for spill cleanup
3. Containment "snakes" to confine the leak or spill to a small area
4. Absorbent materials such as spill pillows, absorbent clay, dry peat moss, sawdust, "kitty litter," activated charcoal, vermiculite, or paper to soak up liquid spills
5. Sweeping compound to keep dry spills from drifting or wafting during cleanup
6. A shovel, broom, and dustpan made from nonsparking and nonreactive material (foldable brooms and shovels are handy because they can be carried easily)
7. Heavy-duty detergent
8. Fire extinguisher rated for all types of fires
9. Any other spill cleanup items specified on the labeling of any products you use regularly
10. Sturdy plastic container that will hold the entire volume of the largest pesticide container being handled and that can be tightly closed
11. Highway flares (do NOT use flares near flammable material)

All these items should be stored in the sturdy plastic container and kept easily accessible, clean, and in working order until a spill occurs.

Response to a pesticide spill may vary with size and location of the spill.

You must know how to respond correctly to a spill. Stopping large leaks or spills is often not simple. If you cannot manage a spill by yourself, get help. Even a spill that appears to be minor can endanger you, other people, and the environment if not handled correctly. Never leave a spill unattended. When in doubt, get help.

The faster you can contain, absorb, and dispose of a spill, the less chance it will cause harm. Clean up spills immediately. Even minor dribbles or spills should be cleaned up as soon as possible to keep unprotected persons or animals from being exposed.

A good way to remember the steps for a spill emergency is the “three C’s”: Control, Contain, Clean up.

1. **Control the spill situation:** Protect yourself, stop the leak, protect others, and stay at the site.
2. **Contain the spill:** Confine the spill, protect water sources, absorb liquids, and cover dry materials.
3. **Clean up:** Clean up the spill, decontaminate the spill site, neutralize the spill site, decontaminate equipment, and decontaminate your PPE.

## Reporting Spills

Report pesticide spills as well as pesticide-related fires and poisonings first to 9-1-1 for immediate response. Then report to the appropriate number below.

### Idaho

Report all spills, fires, and poisonings to the EMS dispatcher: 800-632-8000 (in Idaho only).

### Washington

Report all outdoor spills, fires, and poisonings to the Department of Emergency Management: 800-258-5990.

Report spills or discharges to containment areas to the nearest regional office of the Department of Ecology; find locations online at <http://www.ecy.wa.gov>

### Oregon

Report spills to the Oregon Emergency Response System:

800-452-0311 (in Oregon)  
503-378-6377 (Salem area)

Additional help with chemical emergencies, including pesticide emergencies involving spills, leaks, fires, or exposures, can be obtained from the Chemical Transportation Emergency Center:

CHEMTREC 800-424-9300

## Cleaning, Recycling, and Disposing of Agricultural Pesticide Containers

Unrinsed or contaminated empty pesticide containers are considered hazardous waste, unless a pesticide distributor or manufacturer will accept them for refilling. Hazardous waste is more difficult and more expensive to dispose of than solid waste.

Clean, dry containers are considered solid waste and can be disposed of in a state-permitted solid waste site. Clean, dry containers also may be recycled. Only dry, properly rinsed containers are accepted at collection sites, so thoroughly rinse all residues from the containers immediately after use. Properly rinsing and handling empty pesticide containers is very important, because it:

- Protects humans by removing hazardous materials
- Prevents sources of environmental contamination
- Saves money by putting all product into the spray tank

## How to Properly Clean Pesticide Containers

Two websites have helpful container-rinsing information:

- Northwest Ag Plastics, Inc.  
<http://www.nwagplastics.com/preparation.php>
- Ag Container Recycling Council  
<http://www.acrecycle.org/rinsing.html>

### Think Safety!

Unrinsed pesticide containers still can hold enough material to harm people and the environment. The person cleaning the containers should observe these precautions:

- Read and understand all safety and environmental precautions on the pesticide label.
- Wear eye protection such as goggles or a face shield.
- Wear chemical-resistant gloves that will neither absorb pesticide or rinse water nor let the material contact the skin.
- Wear chemical-resistant apron, gloves, and footwear or chemical-resistant covers over shoes or boots.

The best way to dispose of rinsate is to add it in the spray mixture and apply it according to the label directions.

Rinsate also can be collected for later use in a spray mix or for disposal. Do not mix different pesticide rinsates. Label each storage container clearly. Do not dump rinsate on the ground or into storm drains.

### ***Triple/Multiple Rinsing***

#### **Plastic and metal containers (jugs)**

- Empty the container's contents into a spray tank, turning the container so that any product trapped in the handle can flow out. Once flow is down to a drip, drain the container an additional 30 seconds.
- Immediately begin rinsing. Do not wait, or the product may become difficult to remove.
- Fill the empty container one-quarter full of clean water.
- Replace the cap on the container. With the container opening facing to your left, shake the container about 6 inches left to right. Shake the container about twice per second for 30 seconds.
- Drain rinse water into spray tank as described above.
- Fill the empty container one-quarter full of clean water a second time.
- Recap the container. With the opening of the container pointed toward the ground, shake the container about 6 inches up and down. Then drain the rinse water into the spray tank.
- Finally, fill the empty container one-quarter full once more with clean water. Recap the container. With the container in the normal upright position, shake the container about 6 inches up and down. Pour the rinse water into the spray tank.
- Carefully rinse residue from the outside of the container into the spray tank.
- Carefully rinse cap over spray tank opening.
- Look closely at the container inside and out to make sure that all pesticide has been removed.
- Note that Oregon law requires rinsing the containers as many times as is necessary with an appropriate diluent (solvent) to get the container clean.
- Allow the containers to dry.
- Oregon requires that 1- and 5-gal metal containers be punctured at least three times with 1-inch holes and then crushed.
- Store cleaned jugs and caps where they will be protected from rain until they can be recycled or disposed of properly.

#### **Drums**

- Empty drum as much as possible.
- Fill drum one-quarter full with water. Replace and tighten bungs.
- Tip drum on its side and roll it back and forth, ensuring at least one complete revolution, for 30 seconds.
- Stand the drum on its end and tip it back and forth several times to rinse the corners.
- Turn the drum on its other end; repeat the procedure.
- Carefully empty the rinsate into the spray tank.
- Repeat this procedure until the rinse water runs clear.
- Carefully rinse cap over spray tank opening and then dispose of appropriately as regular solid waste.
- Look closely at the containers inside and out to make sure all pesticide has been removed.
- Note that Oregon law requires a person cleaning pesticide containers to rinse the containers as many times as is necessary with an appropriate diluent (solvent) to get the container clean.
- Puncture the base of the drum with a drill so that it cannot be reused.
- Allow drums to dry.
- Oregon requires that the tops and bottoms of 30- and 55-gal containers be removed and the container flattened after it has dried.
- Store drums where they will be protected from rain until they can be recycled or disposed of properly.

### ***Pressure Rinsing***

This method continuously washes the inside of the container and drains into the spray tank. A pressure nozzle punctures and rinses the container in one step. It is easier and more effective than triple/multiple rinsing.

#### **Containers (jugs)**

- Empty contents of container into a spray tank, turning the container so that any product trapped in the handle can flow out. Once flow is down to a drip, drain the container an additional 30 seconds.
- Immediately begin rinsing. Do not wait, or the product may become difficult to remove.
- Hold the container so the opening can drain into the spray tank.
- Force the tip of the pressure nozzle through the lower portion of the side closest to the handle.

- Connect nozzle to a clean water source of at least 40 psi. Rotate the nozzle inside the container to assure good coverage of all sides, including the handle.
- Rinse at least 30 seconds.
- Rinse cap under water coming out of the jug and into the spray tank and then dispose of cap appropriately as regular solid waste.
- Drain all rinse water into the spray tank.
- Look closely at the containers inside and out to make sure that all pesticide has been removed.
- Allow containers to dry.
- Oregon requires that an appropriate solvent be used for rinsing and that 1- and 5-gal metal containers be punctured at least three times with 1-inch holes and then crushed.
- Store cleaned jugs and caps where they will be protected from rain until they can be recycled or disposed of properly.

### **Drums**

- Be sure the drum is completely empty.
- Drill a pilot hole in the bottom of the drum and then position the drum mouth over the spray tank so that rinse water will empty directly into the tank.
- With the water turned off, use the pressure rinse nozzle to widen the hole in the bottom.
- Turn water on and rotate the nozzle inside the drum to rinse all sides.
- Rinse drum at least 30 seconds or until rinse water runs completely clear.
- Rinse cap under water coming out of the drum and into the spray can and then dispose of appropriately as regular solid waste.
- Turn water off and replace the tip guard on the nozzle.
- Look closely at the containers inside and out to make sure all pesticide has been removed.
- Allow containers to dry.
- Oregon requires an appropriate solvent be used for rinsing and that the tops and bottoms of 30- and 55-gal drums be removed and the container flattened after it has dried.
- Store drums where they will be protected from rain until they can be recycled or disposed of properly.

### ***Cleaning Paper or Plastic Sacks and Fiber Containers***

- Empty the contents completely into the application equipment. You may need to cut open the container to clean out all the material in the seams. Never rip the container; use scissors or a knife but not a personal pocketknife. Do not let material blow around.
- Wear appropriate personal protective equipment, including breathing protection if necessary.
- If possible, rinse the container. Some containers have plastic or foil liners that can be rinsed. Use the rinsate in the spray mixture or collect it for disposal.
- Once the containers are clean, dispose of them as regular solid waste. Do not burn the containers. Burning can release poisonous fumes and is illegal.

## **Recycling Procedures for Plastic Containers**

### **Disposal and Recycling**

Proper disposal or recycling of pesticide containers helps to protect the environment and helps promote a positive image of agrichemical users. Recycling also saves money for the pesticide user and for local landfills.

### **Landfill Procedures**

Landfills accept only containers that have been cleaned. Some landfills inspect containers and/or require written verification of their cleanliness. Disposal site locations are listed below.

Idaho, Oregon, and Washington have programs to collect and recycle clean plastic pesticide containers. The following steps will help in the recycling process. For times and places of recycling events, see the appropriate state contact listed below.

- Only clean, dry plastic containers can be accepted.
- Remove slip-on labels and label booklets. Glued labels may stay.
- Remove hard plastic lids and place them in a separate container for recycling.
- Remove most of the foil seal from around the opening to the container. A small amount of foil is acceptable.
- Remove lids and metal bails from 5-gal buckets. Lids from buckets are accepted if metal rings and rubber gaskets are removed. Containers of 5 gal and smaller are accepted whole.
- Do not put plastic lids back on empty containers. This inhibits container inspections.

## Recycling and Disposal Contacts

### Idaho

#### Recycling

Container Recycling Operation (CROP) 208-465-8442  
<http://www.agri.state.id.us/Categories/Pesticides/container/indexcontainermain.php>

#### Disposal

Department of Environmental Quality state office  
208-373-0502 <http://www.deq.state.id.us/>

Coeur d'Alene Regional Office 208-769-1422  
Lewiston Regional Office 208-799-4370  
Boise Regional Office 208-373-0550  
Twin Falls Regional Office 208-736-2190  
Pocatello Regional Office 208-236-6160  
Idaho Falls Regional Office 208-528-2650

### Oregon

#### Recycling

Oregon Agricultural Chemicals and Fertilizers Assn.  
503-370-7024

Agri-Plas 503-390-2381 <http://www.recycle.net/tradel/aa051028.html>

#### Disposal

Oregon Department of Environmental Quality  
800-452-4011 (in Oregon only) <http://www.deq.state.or.us/>

Bend 541-388-6146  
Portland 503-229-5263  
Salem 800-349-7677 (toll free in Oregon)  
Medford 877-823-3216 ext. 227 (toll free in Oregon)

### Washington

#### Recycling

Northwest Ag Plastics, Inc. 509-457-3850  
<http://www.nwagplastics.com/>

#### Disposal

The State Department of Ecology has set minimum standards for handling solid wastes, but local health departments may be more restrictive.

Washington State Department of Ecology 360-407-6000  
<http://www.ecy.wa.gov/>

Northwest Regional Office (Bellevue) 425-649-7000  
Southwest Regional Office (Lacey) 360-407-6300  
Central Regional Office (Yakima) 509-575-2490  
Eastern Regional Office (Spokane) 509-329-3400

## Disposing of Household and Residential Pesticide Products

Unusable pesticide is regulated as a hazardous waste and needs to be disposed of according to Resource Conservation and Recovery Act (RCRA) regulations. Instructions for disposing of household and residential pesticides are changing. The EPA advises consumers to call local authorities for specific disposal instructions. This is to provide state and local governments greater latitude in carrying out their responsibilities for product disposal and waste management. Specific instructions will be provided for products based on formulation.

Labels on aerosol products will state: "Do Not Puncture or Incinerate! If empty: Place in trash or offer for recycling if available. If partly filled: Call your local solid waste agency or 800-CLEANUP (253-2687) or other qualified number for disposal instructions."

Labels on all other types of products will state: "If empty: Do not reuse this container. Place in trash or offer for recycling if available. If partly filled: Call your local solid waste agency or 800-CLEANUP (253-2687) or other qualified number for disposal instructions." This includes liquids, tablets, dusts, gels, pet products, etc. in other types of containers such as bags, bottles, bait stations, etc.

Labels no longer will say to wrap containers in newspaper before discarding in the trash. Also, labels no longer will instruct the consumer to rinse the container before discarding.

### Idaho

The Idaho pesticide disposal program collects unusable household pesticides:

Vic Mason  
Idaho Department of Agriculture  
623 Eleventh Ave.  
South Nampa, ID 83651  
Tel. 208-465-8442  
Fax 208-497-8311  
Email [masonv@agri.state.id.us](mailto:masonv@agri.state.id.us)

### Oregon

A toll-free number (1-800-732-9253) is available to residents statewide to get information about household hazardous waste collection programs. Information on state and local government-sponsored household hazardous waste collection events can be found in the following links.



Household Hazardous Waste Program:  
<http://www.deq.state.or.us/lq/sw/hhw/index.htm>

Oregon household hazardous waste collection event schedule: <http://www.deq.state.or.us/lq/sw/hhw/events.htm>

Locally sponsored collection programs:  
<http://www.deq.state.or.us/lq/sw/hhw/collection.htm>

## **Washington**

Many county waste collection sites accept unusable household/residential pesticides in original containers. Call in advance to determine whether your location accepts unused pesticides and, if so, whether they have additional stipulations.

## **Pesticides and Water Quality**

Proper handling, use, and disposal of pesticides are critical for preventing adverse impacts on water resources. Environmental pollution can occur when pesticides enter surface and ground water systems through misapplication, movement of treated soils, irrigation return flows, runoff from urban and agricultural land, storm water runoff, and leaching through soils. It is important to know the pesticide and soil properties to help avoid water contamination. For additional information and links to publications on this topic, visit:

University of Idaho <http://www.uidaho.edu/wq/>

Oregon State University <http://water.oregonstate.edu/>

Washington State University <http://wawater.wsu.edu>

Pacific Northwest Regional Water Quality Program  
<http://www.pnwwaterweb.com/>

## **Water-quality Databases**

- *OSU Extension Pesticide Properties Database*, EM 8709. Available from Extension Soil Science: 541-737-5712
- *OSU Extension Soil Sensitivity Database*, EM 8707. <http://extension.oregonstate.edu/catalog/html/em/em8707/>
- *Oregon Water Quality Decision Aid (OWQDA)*. This aid uses both databases described above to rate soil sensitivity, pesticide movement, and groundwater vulnerability, given the Oregon county name, the soil, and the pesticide. The OWQDA is available from OSU Extension Soil Science: 541-737-5712.
- *An Overview of the Oregon Water Quality Decision Aid (OWQDA)*, EM 8705. <http://extension.oregonstate.edu/catalog/html/em/em8705/>

## **Pesticides, Endangered Species, and Mandatory No-spray Buffer Zones**

Due to a recent court case, mandatory no-spray buffers have been established for some pesticides in some areas of Washington and Oregon. Buffers extend 60 ft by ground and 300 ft by air from affected water bodies. For a list of pesticides that require these buffers, as well as the Washington and Oregon lands affected, go to:

**Washington** [http://agr.wa.gov/PestFert/natresources/Buffers.htm#COUNTY\\_MAPS](http://agr.wa.gov/PestFert/natresources/Buffers.htm#COUNTY_MAPS)

**Oregon** <http://egov.oregon.gov/ODA/PEST/buffers.shtml>

The EPA is reviewing pesticides for their effects on endangered species. The list of affected pesticides can change frequently; therefore, consult the list each time before applying pesticides in affected areas. The buffer restrictions at this point are not on the pesticide labels themselves; this does not change the requirement, however, to observe the buffer zone. Direct any questions to your state department of agriculture.

## **Special Pesticide Registration Options**

Pesticides are federally registered by the U.S. Environmental Protection Agency (EPA) under Section 3 of the Federal Insecticide, Fungicide and Rodenticide Act (FIFRA) as amended. This law also contains two provisions for states to obtain certain pesticide uses that are not available under federal registration, to address local pest-control problems:

- Emergency exemptions from registration under Section 18
- Special local needs registrations under Section 24(c)

## **Emergency Exemptions Under Section 18**

Section 18 of FIFRA provides that the Administrator of EPA may exempt certain federal and state agencies from any provision of the Act if it is determined that emergency conditions exist. EPA has applied this section to exempt states from the provisions of FIFRA that regulate the manner in which a pesticide is made available for use or how it is used. An emergency exemption authorizes a state to permit use of a pesticide to control a pest problem, when the needed pesticide either is not federally registered or, if registered, it does not have residue tolerances established for the food/feed crops to be treated. Uses with existing residue tolerances can be registered under FIFRA Section 3 or 24(c).

EPA regulations for Section 18 provide four types of emergency exemptions: specific, public health, quarantine, and crisis.

### ***Specific Exemptions***

EPA may authorize specific exemptions for uses of pesticides when the emergency condition involves the need to control a pest to avert economic losses in crops or to reduce risks to beneficial organisms, endangered or threatened species, or the environment. The state department of agriculture submits the formal request for a specific exemption, but the request must originate from or on behalf of the entities affected by the emergency. These entities should discuss the need for the exemption with knowledgeable consultants, appropriate university research or Extension personnel, the manufacturer of the pesticide, and the state department of agriculture before initiating an exemption request. If a state department of agriculture is convinced that an emergency exists and has verified with the EPA that the pesticide requested is a viable candidate for approval, it must submit an application to the EPA that includes the following:

1. The nature, scope, and frequency of the pest problem
2. Currently registered pesticides and other available controls, and reasons why they cannot be used
3. The proposed program, including the material, dosage, area to be treated, etc., as well as precautions, limitations, and any potential hazards
4. Economic effects, including projected crop losses, both with and without the proposed exemption
5. Data to support the proposed use, including efficacy data, residue levels, and toxicological information

This information must be compiled by the requesting entity from sources such as consultants, commodity organizations, pesticide manufacturers, the USDA Interregional Research Project No. 4 (IR-4), and university personnel. The local state department of agriculture should be contacted for its guidelines on presenting and submitting the request.

EPA may approve or deny the specific exemption based upon biological, economic, environmental fate, and human health effects after reviewing the information submitted in the request. EPA also must assess dietary risks and establish special time-limited tolerances for residues of the pesticide if a food or feed crop is to be treated. The submittal and review process may range up to 3 or 4 months for a first-time request.

The duration of a specific exemption may not exceed 1 year, and a new request must be submitted for each additional use period. The EPA may authorize the same exemption for several years, provided adequate progress is being made toward full registration.

The state department of agriculture may require the pesticide manufacturer to prepare special product labeling, which must include directions for use and restrictions and conditions of the approved specific exemption. The state also may require that the special label be in the user's possession at the time of application. Also, the state may require that materials to be used under an emergency exemption are applied using the best available pest control methods and technologies.

### ***Crisis Exemptions***

Under the crisis provisions of Section 18, a state may authorize use of a pesticide in emergency conditions, if the nature of the emergency is such that applications must be made before a specific exemption could be granted. Before a crisis exemption can be enacted, the state must notify EPA of its intent 24 to 36 hours in advance and receive verbal confirmation that EPA will be able to establish the required time-limited residue tolerance(s) prior to harvest, if food or feed crops are to be treated. If a specific exemption request for the emergency use is not already under review at EPA, the state must submit such a request within 15 days of enacting the crisis exemption.

A state department of agriculture must provide essential details of the crisis exemption use pattern in a written notification to EPA and must work closely with the manufacturer of the pesticide to ensure prompt product availability and proper use. The crisis exemption, when enacted, is handled in the same manner as a specific exemption.

### ***Special Local Needs Registrations Under Section 24(c)***

In each state the department of agriculture is the designated lead agency responsible for registering pesticides to meet special local needs under section 24(c) of the FIFRA. A special local need (SLN) is defined as "an existing or imminent pest problem within a State for which the State lead agency, based upon satisfactory supporting information, has determined that an appropriate federally registered pesticide is not sufficiently available."

## **Special Local Needs Registration**

Under FIFRA Section 24(c), each state is authorized to register a new end use product for any use, or an additional use of a federally registered pesticide product, under the following conditions.

1. There is a special local need for the use within the state.
2. The use is covered by necessary tolerances, exemptions, or other clearances under the Federal Food, Drug and Cosmetic Act, if the use is a food or feed use.
3. Registration for the same use has not previously been denied, disapproved, suspended, or canceled by the EPA Administrator, or voluntarily canceled by the registrant subsequent to issuance by the Administrator of a notice of intent to cancel that registration, because of health or environmental concerns about an ingredient contained in the pesticide product, unless such denial, disapproval, suspension, or cancellation has been superseded by subsequent action of the Administrator.
4. The registration is in accord with the purposes of FIFRA. Additionally, states can require specific criteria that need to be met before an SLN request will be considered. State department of agriculture offices will have more information on individual state criteria.

When a state grants an SLN registration, the EPA is informed and provided with a letter of notification and a copy of the accepted label. Once EPA receives state notification, EPA has 90 days in which to review the SLN for required pertinent information. The EPA may request modifications of the label or conditions of registration from a state, request data, disapprove the registration, or request the state to withdraw the registration. After 90 days, an SLN that has not been disapproved is considered federally registered but is authorized for distribution and use only within that state. EPA may disapprove the registration at any time if it believes that the use constitutes an imminent hazard or may result in excessive residue levels.

SLN registrations have been useful particularly to growers of minor crops, who often have limited access to pest management options, including pesticides. Types of SLN registration requests considered include: adding a crop or site; incorporating an alternate application method, such as chemigation or dip (e.g., for bulbs); changing

application timing; encouraging the use of reduced-risk pesticides or pesticides that facilitate resistance management; or modifying the application rate.

## **Additional Pesticide Information**

### **Regulatory Authorities**

The specific laws and regulations governing use, storage, disposal, and transportation of pesticides differ slightly in each northwestern state. Before you use pesticides, obtain a copy of the detailed pesticide use laws and rules for the state(s) in which you are operating. The state-specific pesticide laws and rules can be found at each state department of agriculture website.

### **Idaho**

#### **For regulations on use and storage**

Division of Agricultural Resources  
Idaho Department of Agriculture  
PO Box 790

Boise, ID 83701

Tel. 208-332-8500

<http://www.agri.state.id.us/Categories/Pesticides/indexPesticides.php>

#### **Disposal of containers and unwanted pesticides**

Idaho Department of Agriculture Container Recycling Program (CROP)

Tel. 208-465-8442

<http://www.agri.state.id.us/Categories/Pesticides/container/indexcontainermain.php>

Idaho Department of Agriculture Unusable Pesticide Disposal Program

<http://www.agri.state.id.us/Categories/Pesticides/pdp/indexdisposalmain.php>

Or contact:

Vic Mason

Idaho Department of Agriculture

623 Eleventh Ave.

South Nampa, ID 83651

Tel. 208-465-8442

Fax 208-497-8311

Email [masonv@agri.state.id.us](mailto:masonv@agri.state.id.us)

Idaho has one approved site where containers that once contained heavy metals or surplus pesticides may be discarded. Contact the owner or manager of the site:

American Ecology Corporation

300 E. Mallard Dr., Suite 300

Boise, ID 83706

Tel. 800-590-5220 (toll free)

## **Disposition of waste on owner's land**

Idaho Code Title 31, Chapter 44, contains regulations that apply to solid waste disposal on private land. A summary of these regulations states, "Every owner of land who disposes of solid waste on his own land shall obtain a written permit from the Board of County Commissioners for such disposal." The state attorney general's office stated that this was interpreted to include pesticide containers.

## **For regulations on hazardous waste**

Department of Environmental Quality  
1410 North Hilton  
Boise, ID 83706-1255  
Tel. 208-373-0502  
<http://www.deq.state.id.us/>

## **Oregon**

### **For regulations on use**

Pesticides Division, State Department of Agriculture  
635 Capitol St. NE  
Salem, OR 97301-2532  
Tel. 503-986-4635  
<http://egov.oregon.gov/ODA/PEST/index.shtml>

### **For regulations and information on disposal and collection**

Pesticides Division, State Department of Agriculture  
<http://egov.oregon.gov/ODA/PEST/disposal.shtml>

For more information on collecting and recycling decontaminated metal or plastic pesticide containers, contact:  
Oregon Agricultural Chemicals and Fertilizers Association (OACFA)  
1270 Chemeketa St. NE  
Salem, OR 97301  
Tel. 503-370-7024

## **Commercial disposal**

Oregon has only one commercial site for disposal of quantities of surplus or waste pesticides. It is operated by:

Chemical Waste Management of the Northwest, Inc.  
18177 Cedar Springs Lane  
Arlington, OR 97812-9709

Portland region office:  
Tel. 800-685-8001 (toll free)  
Fax 800-583-5263  
Email [landfill@wmnorthwest.com](mailto:landfill@wmnorthwest.com)  
<http://www.wmnorthwest.com/landfill/contactus.html>

For information about commercial disposal, contact the company's Portland region office or any commercial hazardous waste contractor.

## **For regulations on storage**

Office of the State Fire Marshall  
4760 Portland Rd. NE  
Salem, OR 97305-1760  
Tel. 503-378-3473  
<http://egov.oregon.gov/OSP/SFM>

## **For regulations on transportation**

Oregon Department of Transportation  
Motor Carrier Transportation Division  
550 Capitol St. NE  
Salem, OR 97301-2530  
Tel. 503-378-5849  
<http://egov.oregon.gov/ODOT/MCT/>

## **Washington**

### **For regulations on use**

Washington State Department of Agriculture  
Pesticide Management Division  
PO Box 42589  
Olympia, WA 98504-2589  
Tel. 360-902-2030 / toll-free: 877-301-4555  
<http://agr.wa.gov/PestFert/Pesticides/>

### **For regulations on disposal**

The State Department of Ecology has set minimum standards for handling solid wastes, but local health departments may be more restrictive.

Because a pesticide waste may be classified as a hazardous waste as well as a solid waste, the State Department of Ecology directs all questions concerning interpretation of the regulations and locations of disposal sites to its regional offices:

Washington State Department of Ecology: 360-407-6000  
Northwest Regional Office (Bellevue): 425-649-7000  
Southwest Regional Office (Lacey): 360-407-6300  
Central Regional Office (Yakima): 509-575-2490  
Eastern Regional Office (Spokane): 509-329-3400  
<http://www.ecy.wa.gov/>

In some instances, it may be possible to detoxify hazardous wastes so that they may be disposed of in Washington. Consult with the Department of Ecology to determine whether this option is feasible.

Pesticide containers are considered "prohibited materials"; they cannot be burned outdoors if they release

dense smoke, odors, or toxic emissions. Containers should be triple-rinsed; then they might be eligible for recycling programs or, as a last resort, disposed of as solid waste. For details, contact:

Washington State Department of Ecology  
Hazardous Waste and Toxics Reduction Program  
PO Box 47600  
Olympia, WA 98504-7600  
Tel. 360-407-6700  
<http://www.ecy.wa.gov/programs/hwtr/index.html>

## Internet Resources

**Note** The table below is not a complete listing of websites containing additional information on pesticide use and safety. The presence or absence of a given website below does not constitute an endorsement of one website over another.

## Worker Protection Standard (WPS) for Agricultural Pesticides

### Key Features

The U.S. Environmental Protection Agency (EPA) in 1992 issued regulations pertaining to the Worker Protection Standard for Agricultural Pesticides (WPS).

The WPS is designed to protect employees on farms, forests, nurseries, and greenhouses from occupational exposure to agricultural pesticides.

The EPA determined that previous regulations were inadequate to protect agricultural workers and pesticide handlers who are exposed occupationally to pesticides. The WPS is intended to reduce the risk of pesticide poisonings and injuries among agricultural workers and pesticide handlers through appropriate exposure-reduction measures.

The WPS contains requirements for notifying employees of applications, the use of personal protective equipment, and restrictions on entry to treated areas. Additionally, the WPS also requires certain actions by employers to ensure worker safety. The WPS requires the registrants of pesticides to add label references to the WPS and to list specific application restrictions and other requirements.

### Affected Employees

WPS provisions are directed toward two types of employees:

**Pesticide handlers**—Those who mix, load, or apply agricultural pesticides; work with application equipment;

| Website Information   | Website   |
|---|---|
| Crop Data Management Systems (CDMS), a searchable database of print-on-demand pesticide labels including many SLN 24(c) | <a href="http://www.cdms.net/manuf/default.asp">http://www.cdms.net/manuf/default.asp</a>                                       |
| A searchable database of pesticides registered with the Idaho Department of Agriculture                                 | <a href="http://www.kellysolutions.com/id">http://www.kellysolutions.com/id</a>   |
| NPIC—National Pesticide Information Center, a source of scientific, unbiased information                                | <a href="http://npic.orst.edu">http://npic.orst.edu</a>   |
| Pesticide Information Center On-Line (PICOL), a searchable database of Washington- and Oregon-registered pesticides     | <a href="http://cru66.cahe.wsu.edu/LabelTolerance.html">http://cru66.cahe.wsu.edu/LabelTolerance.html</a>                       |
| Pesticide toxicology information at EXTTOXNET   | <a href="http://exttoxnet.orst.edu/">http://exttoxnet.orst.edu/</a>   |
| Northwest Coalition for Alternatives to Pesticides  | <a href="http://www.pesticide.org/">http://www.pesticide.org/</a>   |
| A searchable database of pesticides registered with the Oregon Department of Agriculture                                | <a href="http://oda.state.or.us/dbs/pest_productsL2K/search.lasso">http://oda.state.or.us/dbs/pest_productsL2K/search.lasso</a> |
| Idaho State Department of Agriculture   | <a href="http://www.agri.state.id.us/">http://www.agri.state.id.us/</a>   |
| Washington State Department of Agriculture  | <a href="http://agr.wa.gov/default.htm">http://agr.wa.gov/default.htm</a>   |
| Oregon State Department of Agriculture  | <a href="http://egov.oregon.gov/ODA/">http://egov.oregon.gov/ODA/</a>   |

assist in applying pesticides in any way; enter greenhouses or another enclosed area before inhalation exposure levels have been met; enter an outdoor area after application of any soil fumigant to adjust soil covering; or dispose of pesticides or their containers.

**Agricultural workers**—Those who do tasks related to the production of plants, including cultivating and harvesting the plants, on farms or in greenhouses, nurseries, or forests for any type of compensation.

## Affected Employers

The WPS defines two types of employers affected by its provisions:

**Agricultural employers**—Those who employ or contract for the services of workers or own or operate an establishment that employs workers.

**Handler employer**—Those who hire pesticide handlers or are self-employed as handlers. This includes commercial and professional applicators.

## Pesticide Products Covered by the WPS

The WPS covers nearly all pesticide products used to produce plants commercially, including pesticides used on soil and potting media. It also covers both restricted-use and general-use products. WPS provisions are intended to:

1. Minimize worker exposure to pesticides
2. Mitigate any exposures
3. Inform employees about the hazards of pesticides

## Minimize Pesticide Exposure

**Protection during applications**—Handlers are prohibited from applying pesticide in a way that will expose workers or others. Workers must be kept out of areas while pesticides are being applied.

**Restricted-entry Intervals (REIs)**—Such intervals are specified on all agricultural pesticide product labels. Workers must be kept out of pesticide-treated areas during the REI with only a few exceptions. (See Restricted-entry Intervals and Early-entry Work Situations for Workers and Handlers, page 14.)

**Personal Protective Equipment (PPE)**—The employer is required to provide and maintain PPE for handlers and early-entry workers. The handlers and workers must be provided a place to remove, clean, and store PPE and to clean themselves. (See Personal Protection Equipment (PPE) Definitions, page 14.)

**Notification of workers**—Employers must notify workers about treated areas so that workers can avoid exposure. Information about recent applications must be posted in a central location at the workplace. Workers can be notified of applications orally or by posted signs. Oral warning must include the location and description of the area and the time during which entry is restricted, and must warn workers not to enter an area until the REI has passed. Signs must be posted at all the entry points of treated fields, forests, or greenhouses. Signs must be posted 24 hours before the application, remain in place for the entire REI, and be removed within 3 days after the REI ends. At a minimum, signs must state that the area has been treated and people must stay out. The sign must be in English and in any other language the workers in the area understand. Signs must be 14 x 16 inches. Smaller signs (7 x 8 inches and 4.5 x 5 inches) may be used in greenhouses and nurseries. Contact your state's WPS contact, listed below, for more details.

## Mitigate Pesticide Exposure

**Decontamination**—Employers must provide, for handlers and workers who handle anything that may have been treated with pesticides, a place to clean up after work. Sites for both types of employees must be within 0.25 mile of the work site but not in the work site. If the work site is not accessible within 0.25 mile by a vehicle, a decontamination station may be set up at the nearest access point. For handlers mixing pesticides, there must be a clean-up site at the mixing site. Sites must have enough potable water to wash eyes and the entire body in case of exposure. Sites also must have single-use towels, soap, and, for mixers, a pair of one-size-fits-all coveralls. Sites for handlers must be provided during the handling activity. Sites for workers must be provided for 30 days after the REI ends.

**Emergency assistance**—Employers must make transportation available to take a worker injured by pesticides to an emergency medical facility. The employer must also provide the medical professionals with the label(s) of the product(s) used and the circumstances of the exposure.

## Inform Employees about Pesticide Hazards

**Pesticide safety training**—Training, by a state-certified or other qualified trainer, must be given to all workers and handlers. Handlers and workers must be trained every 5 years. Early-entry workers (workers who enter an area before the restricted-entry period has ended)

must be trained before they perform any early-entry work. (See Education Requirements under the Worker Protection Standard, this page.)

**Pesticide safety poster**—WPS requires posting a pesticide safety poster in a central location. The poster must include tips on how to avoid pesticide contamination and a list of emergency phone numbers and procedures. The poster should be kept in good condition.

**Access to pesticide label information**—WPS requires that pesticide handlers and early-entry workers be informed of pesticide label safety information.

**Access to specific information**—Employers must post, in a central area accessible to all workers, specific information about pesticide treatments on that workplace. This information must be accessible to employees for at least 30 days after each pesticide application.

### Penalties for Noncompliance

WPS penalties for noncompliance are similar to penalties for using pesticides in a way that is inconsistent with the label. Fines are up to \$1,000 for private applicators and up to \$5,000 for commercial/professional applicators. Knowingly violating the WPS can result in fines up to \$1,000 and 30 days in jail for private applicators; for commercial applicators, fines can be as high as \$25,000 and 1 year in jail. Most states and tribes can enforce their own laws and regulations and have their own penalties. Contact state pesticide regulatory agencies for more details.

### Educational Requirements under the Worker Protection Standard

A key part of the WPS is that those employed as either handlers or workers must receive training in order to reduce their risk of being harmed by pesticides. It is the employer's responsibility to make sure employees have received proper training. Training must be provided before anyone employed as a handler or an early-entry worker begins work. All other workers must be trained before they have worked 5 separate days in areas that have been treated within the past 30 days or in an area in which an REI has been in effect.

Training requirements are met with the following situations.

- The employee has been trained within the last 5 years, even if he or she has changed employers.
- The worker is currently certified as an applicator of restricted-use pesticides.

- The worker is currently trained as a handler who works under the supervision of a certified pesticide applicator.

Training can be given only by certain individuals, and it must be done in certain ways and cover certain topics. A person who trains handlers must:

- Be a currently certified applicator of restricted-use pesticides, or
- Be currently designated as a trainer of certified pesticide applicators or pesticide handlers by a state, federal, or tribal agency having jurisdiction, or
- Have completed a pesticide safety train-the-trainer program approved by a state, federal, or tribal agency having jurisdiction.

In order to train workers, the trainer must:

- Be currently qualified, as described above, to train handlers, or
- Be currently trained as a handler who works under the supervision of a certified pesticide applicator, or
- Be currently trained as a WPS handler, or
- Have completed a pesticide safety train-the-trainer program approved by a state, federal, or tribal agency having jurisdiction.

A person must be trained at least once every 5 years, counting from the end of the month in which the previous training was completed, even if the person changes employers.

There are certain requirements for conducting training. The training must be in a language that trainees can understand and must use nontechnical terms. The training must use written and/or audiovisual materials. The trainer must respond to any trainee's questions.

For details on requirements and training materials, contact your state pesticide agency.

### Restricted-entry Intervals and Early-entry Work Situations for Workers and Handlers

#### *Restricted-entry Intervals*

To minimize the potential for agricultural workers' exposure to pesticides, the Worker Protection Standard requires that pesticide products carry a Restricted-entry Interval (REI). REI is the time between the end of a pesticide application and the beginning of unlimited access to the treated area. During the REI, entry to the treated area is limited. The REI for a given product may be different for different crops, different climates, different crop

activities (irrigation, pruning, etc.), or different application methods. When more than one pesticide product is applied, the longest REI is used. REIs for a pesticide product are on the pesticide label under “Agricultural Use Requirements” in the “Directions for Use” section. Sometimes they might also be listed next to the crop or application method to which they pertain. It is very important to read the label before applying the pesticide.

REIs are based on the signal word assigned to a given pesticide product. Signal words are based on the toxicity of a pesticide product’s active ingredients. In general, REIs are:

|         |       |
|---------|-------|
| Danger  | 48 hr |
| Warning | 24 hr |
| Caution | 12 hr |

Exceptions to this general rule are common. REIs can be longer or shorter depending on the method or site of application, the toxicity of the specific active ingredients, and the way the active ingredients can affect human health. Certain insecticides that can also affect an enzyme in the human nervous system and that are applied outdoors in areas with less than 24 inches of rain a year have an REI of 72 hours. A few fungicides and soil fumigants have REIs as long as 120 hours (5 days). Certain pesticides containing ingredients such as glyphosate, mineral oil, or *Bacillus thuringiensis* (bacteria) as active ingredients have REIs as short as 4 hours because of their low toxicity to humans. Because of the variation in REI lengths, it is important to read the label before beginning an application.

### **Early-entry Work Situation**

The Worker Protection Standard seeks to reduce exposure by excluding workers from treated areas for a period of time after an application. PPE required for early entry into a treated site is clearly stated on the label in the “Agricultural Use” box. A worker can enter a treated area before the REI has expired under two exceptions.

1. The worker will not be contacting any surface that was treated with a pesticide. Treated surfaces include soil, plant material (including weeds), air, and water.
2. The worker will be making contact with treated surfaces but only under certain working conditions:
  - Tasks that take less than 1 hour and do not involve hand labor;
  - Tasks that take place because of an agricultural emergency;
  - Specific tasks approved by the EPA through a formal exception process.

Under the specific-tasks exception, the WPS allows for limited contact activities and irrigation activities when unforeseen conditions arise that, if not addressed, would result in significant economic loss. In addition, the following conditions must be met.

1. The worker has minimal, limited contact with treated surfaces. A “limited contact” task is a task other than hand labor performed by workers that results in minimal contact with treated surfaces and where such contact with treated surfaces is limited to the forearms, hands, lower legs, and feet.
2. The label does not require double notification.
3. Personal protective equipment is provided that meets the standard for early-entry workers or the generic PPE requirement (coveralls, chemical-resistant gloves and footwear, and socks).
4. No hand labor is performed.
5. The worker is in the treated area no longer than 8 hours in a 24-hour period.
6. No entry is allowed for the first 4 hours and until any required ventilation criterion or inhalation exposure level is reached.
7. Oral or written notification specific to the early-entry exception is provided to the worker.
8. All other early-entry worker requirements are met.

Early-entry workers who will contact treated surfaces must be provided with training before they enter a work area. The employer must provide both personal protective equipment and decontamination sites.

### **Personal Protective Equipment (PPE) Definitions**

**Personal protective equipment (PPE)**—Apparel and devices worn to protect the body from contact with pesticides or pesticide residues include:

- Coveralls
- Chemical-resistant suits, gloves, footwear, aprons, and headgear
- Protective eyewear
- Respirators

While the following attire is not defined as PPE, the labeling might require pesticide handlers or early-entry workers to wear it for some tasks:

- Long- and short-sleeve shirts
- Long and short pants
- Shoes and socks
- Other items of regular work clothing



If such non-PPE attire is required, the employer must make sure that it is worn.

**Chemical-resistant**—Allows no measurable amount of the pesticide to move through the material during use.

**Waterproof**—Allows no measurable movement of water (or water-based solutions) through the material during use.

**Chemical-resistant suit**—A loosely fitting one- or two-piece chemical-resistant garment that covers, at a minimum, the entire body except for the head, hands, and feet.

**Coverall**—A loosely fitting one- or two-piece garment that covers, at a minimum, the entire body except the head, hands, and feet. Coveralls are made of fabric such as cotton or a cotton–polyester blend and are not chemical resistant. The pesticide labeling might specify that the coveralls be worn over a layer of clothing. (Allowable substitution: A chemical-resistant suit can be worn instead of coveralls and any required inner layer of clothing.)

**Chemical-resistant apron**—One made of chemical-resistant material, covering the front of the body from midchest to knees. (Allowable substitution: if a chemical-resistant suit is worn, no apron is required.)

**Gloves**—Hand coverings of the type listed on the pesticide label. Gloves or glove linings made of leather, cotton, or other absorbent materials must not be worn for handling or early-entry activities unless these materials are listed on the pesticide labeling as acceptable for such use. (Allowable substitution: Leather gloves may be worn over chemical-resistant liners for tasks with sharp-thorned plants. After leather gloves have been worn for such work, however, they may be worn only with chemical-resistant liners and may not be worn for any other use.)

**Chemical-resistant footwear**—Chemical-resistant shoes, boots, or shoe coverings worn over shoes or boots. (Allowable substitution: Leather boots may be worn in rough terrain if chemical-resistant footwear with appropriate durability and tread is unavailable.)

**Protective eyewear**—Goggles, face shield, or safety glasses with front, brow, and temple protection. (Allowable substitution: A full-face respirator.)

**Chemical-resistant headgear**—A chemical-resistant hood or hat with a wide brim.

**Respirator**—A device that protects the respiratory system, of the type listed on the pesticide label and appropriate for the pesticide product being used and

## Minimum Personal Protective Equipment (PPE) and Work Clothing for Handling Activities

| Toxicity Category of End-use Product                      |   |   |   |   |
|---|---|---|---|---|
| Route of Exposure   | I (Danger!)   | II (Warning!)   | III (Caution!)  | IV (Caution!)   |
| Dermal toxicity or skin irritation potential <sup>1</sup> | Coveralls worn over long-sleeve shirt and long pants<br>Socks<br>Chemical-resistant footwear<br>Chemical-resistant gloves | Coveralls worn over short-sleeve shirt and short pants<br>Socks<br>Chemical-resistant footwear<br>Chemical-resistant gloves | Long-sleeve shirt and long pants<br>Socks<br>Shoes<br>Chemical-resistant gloves | Long-sleeve shirt and long pants<br>Socks<br>Shoes<br>No minimum <sup>2</sup> |
| Inhalation toxicity                                       | Respiratory protection device   | Respiration protection device   | No minimum <sup>2</sup>   | No minimum <sup>2</sup>   |
| Eye irritation potential                                  | Protective eyewear  | Protective eyewear  | No minimum <sup>2</sup>   | No minimum <sup>2</sup>   |

<sup>1</sup>If dermal toxicity and skin irritation potential are in different toxicity categories, protection shall be based on the more toxic (lower numbered) category.

<sup>2</sup>Although the WPS does not require a minimum PPE for this toxicity category and route of exposure, EPA may require PPE on a product-specific basis.

the activity being performed. (Allowable substitution: Respirator with canister approved for pesticides, or with an organic-vapor cartridge equipped with pesticide prefilter.) Read the label for the proper type to use. The handler employer shall assure that the respirator fits correctly.

### **More Information on the Worker Protection Standard**

EPA Worker Protection Standard website  
<http://www.epa.gov/oppead1/safety/workers/amendmnt.htm>

Additional information and resources  
<http://www.epa.gov/agriculture/twor.html>

*The Worker Protection Standard for Agricultural Pesticides—How to Comply: What Employers Need to Know*, EPA publication 735-B-93-001; available online at <http://www.epa.gov/agriculture/twor.html>

A companion manual insert is available at <http://agr.wa.gov/PestFert/Pesticides/docs/HowToComplyInsert.pdf>

### **Idaho**

Luis Urias-Rodriguez  
Idaho Department of Agriculture  
Division of Agricultural Resources  
PO Box 7723  
Boise, ID 83701  
Tel. 208-465-8478  
Fax 208-465-8471  
Email [lurias@agri.state.id.us](mailto:lurias@agri.state.id.us)

### **Oregon**

Janet Fults  
Oregon Department of Agriculture  
Pesticides Division  
635 Capital Street, NE  
Salem, OR 97301-2532  
Tel. 503-986-4635  
Email [jfults@oda.state.or.us](mailto:jfults@oda.state.or.us)

### **Washington**

Margaret Tucker  
Washington Department of Agriculture  
Pest Management Division  
PO Box 42589  
Olympia, WA 98504  
Tel. 360-902-2015  
Email [mtucker@agr.wa.gov](mailto:mtucker@agr.wa.gov)

Pedro Serrano  
Department of Labor and Industries  
PO Box 44650  
Olympia, WA 98504-4650  
Tel. 360-902-5419

Information also is available from the state university Extension educator who serves your county.

## Organophosphate and carbamate pesticide poisoning and cholinesterase monitoring<sup>1</sup>

Cholinesterase (ChE) is an enzyme necessary for proper nerve impulse transmission. If the amount of this enzyme is reduced below a critical level, nerve impulses to the muscles can no longer be controlled, resulting in serious consequences, including death. Two classes of insecticides, the organophosphates and the carbamates, act as cholinesterase inhibitors; that is, they reduce the amount of cholinesterase available for the body's use. One organophosphate herbicide (Betasan) also can have this effect.

Depression of cholinesterase below the critical level may occur from a single large exposure, such as spilling a concentrate insecticide on yourself, or from a series of small exposures over a long period of time, such as applying these materials throughout a growing season. An applicator may exhibit symptoms within 48 hours after an application, after which the symptoms may disappear until the next exposure. Symptoms of overexposure to cholinesterase inhibitors include headaches, dizziness, blurred vision, nausea and vomiting, stomach cramps, diarrhea, excessive salivation and sweating, tightness of the chest, muscle twitching, and pinpoint pupils.

Persons exposed only occasionally to cholinesterase-inhibiting insecticides through residues in and around structures or landscapes, or through residues on foods, are not considered to be at risk for significant cholinesterase inhibition. **Pesticide handlers and applicators** working with organophosphates and carbamates should ask their physician about having regular cholinesterase testing done. This consists of monitoring the level of cholinesterase available in the blood throughout the application season.

Since the amount that is normal varies from person to person and fluctuates over time, it is essential to have your own **baseline cholinesterase** level established. Therefore, you must have a blood test taken at the beginning of the season, before you begin working with these pesticides. Your physician then can compare the results of subsequent cholinesterase tests to your own baseline value to determine whether the level of available cholinesterase has dropped significantly. If the red blood cell (RBC) cholinesterase drops below 70 percent or plasma cholinesterase falls below 60 percent of their respective baseline values, you must not use any organophosphate or carbamate insecticides until your cholinesterase level has returned to 80 percent of normal.<sup>2</sup>

Keep your exposure to pesticides at a minimum by following label directions, using caution during mixing and application, wearing clean protective clothing, and showering after each day of application. If you are informed that your cholinesterase level has dropped, analyze your pesticide handling practices to determine how you could reduce your exposure in the future.

Some cholinesterase inhibitors cause only minor inhibition, while others are very potent. The inhibitory effect of carbamate insecticides is reversible, and cholinesterase levels will return to normal within a relatively short time. Inhibition by organophosphates is not reversible, and levels return to normal only after the body has had enough time to manufacture new cholinesterase. Depending on the level of cholinesterase inhibition, this process may take up to 3 months.

Cholinesterase-inhibiting pesticides are identified below, listed by common name, with trade names in parentheses. However, **check the active ingredient list on the label of the pesticide** to see if it contains one of the common names listed, since not all trade names can be included here. Newly registered active ingredients or those not commonly used might not be listed here. New product labels are required to identify cholinesterase inhibitors, but the labels of older products might not have been revised to include this information.

### Organophosphates

acephate (Orthene)  
azinphos-methyl (Guthion)  
bensulide (Betasan)  
carbophenothion (Trithion)  
chlorethoxyfos (Fortress)  
chlorfenvinphos (Birlane, Supona)  
chlorpyrifos (Dursban, Lorsban)  
chlorpyrifos-methyl (Reldan)  
coumaphos (Co-Ral)  
demeton (Systox)  
diazinon  
dichlorvos (DDVP, Vapona)  
dicrotophos (Bidrin)  
dimethoate (Cygon)  
dioxathion (Delnav)  
disulfoton (Di-Syston)  
EPN  
ethion  
ethoprop (Mocap)  
famphur (Warbex)  
fenamiphos (Nemacur)  
fenitrothion (Sumithion)  
fensulfthion (Dasanit)  
fenthion (Baytex)  
fonofos (Dyfonate)  
Isazophos (Miral, Triumph)  
isofenphos (Amaze, Oftanol, Pryfon)  
malathion (Cythion)  
methamidophos (Monitor)  
methidathion (Supracide)  
methyl parathion (PennCap-M)  
mevinphos (Phosdrin)  
monocrotophos (Azodrin)  
naled (Dibrom)  
omethoate (Folimat)  
oxydemeton-methyl (MetaSystox-R)  
parathion  
phosphamidon (Dimecron)  
pirimiphos-ethyl (Primicid)  
pirimiphos-methyl (Actellic)  
profenofos (Curacron)  
propetamphos (Safrotin)  
sulprofos (Bolstar)  
temephos (Abate)  
terbufos (Counter)  
trichlorfon (Dipterex, Dylox, Proxol)

### Carbamates

aldicarb (Temik)  
bendiocarb (Ficam, Turcam)  
carbaryl (Sevin)  
carbofuran (Furadan)  
fenoxycarb (Logic)  
formetanate (Carzol)  
methiocarb (Mesuro)  
methomyl (Lannate, Nudrin)  
mexacarbate (Zectran)  
oxamyl (Vydate)  
pirimicarb (Pirimor)  
propoxur (Baygon)  
thiodicarb (Larvin)  
trimethacarb (Broot, Landrin)

Where is *your* present  
cholinesterase level?



<sup>1</sup> Adapted from: Pesticide Information Leaflet No. 7: *Cholinesterase Testing*, Maryland Cooperative Extension (1997).

<sup>2</sup> Wilson, B.W., J.R. Sanborn, M.A. O'Malley, J.D. Henderson, and J.R. Billitti, (1997). "Monitoring the Pesticide-Exposed Worker." *Occupational Medicine* 12, 347-363.

# Trade and common names of fungicides, insecticides, and miticides used in the Mid-Columbia region, and restricted-entry intervals (REI)

| FUNGICIDES AND BACTERICIDES           |                     |        | INSECTICIDES                          |                               |              | MITICIDES                             |                  |        |
|---------------------------------------|---------------------|--------|---------------------------------------|-------------------------------|--------------|---------------------------------------|------------------|--------|
| Trade Name/Common Name/<br>REI (days) |                     |        | Trade Name/Common Name/<br>REI (days) |                               |              | Trade Name/Common Name/<br>REI (days) |                  |        |
| Agri-mycin                            | streptomycin        | 12 hr  | Actara                                | thiamethoxam                  | 12 hr        | Acramite                              | bifenazate       | 12 hr  |
| Aliette                               | fosetyl-Al          | 12 hr  | Agri-Mek                              | abamectin                     | 12 hr        | Apollo                                | clofentezine     | 12 hr  |
| Bac-Master                            | streptomycin        | 12 hr  | Altacor                               | rynaxypyr                     | 4 hr         | Carzol                                | formetanate      | 5 days |
| BlightBan                             | biological          | 12 hr  | Ambush                                | permethrin                    | 12 hr        |                                       | hydrochloride    |        |
| Bloomtime                             | biological          | 4 hr   | Asana                                 | esfenvalerate                 | 12 hr        | Envidor                               | spirodiclofen    | 12 hr  |
| Biological                            |                     |        | Assail                                | acetamiprid                   | 12 hr        | Fujimite                              | fenpyroximate    | 12 hr  |
| Bravo                                 | chlorothalonil      | 12 hr* | Avaunt                                | indoxacarb                    | 12 hr        | horticultural                         | petroleum or     | 4 hr   |
| Cabrio EG                             | pyraclostrobin      | 12 hr  | Azinphosmethyl                        | azinphos-methyl               | ***          | mineral oil (HMO)                     | paraffinic oil   |        |
| Captan                                | captan              | 1 day  | Battalion                             | deltamethrin                  | 12 hr        | Kanemite                              | acequinocyl      | 12 hr  |
| Champ                                 | copper hydroxide    | 1 day  | Calypso                               | thiacloprid                   | 12 hr        | Kelthane                              | dicofol          | 2 days |
| C-O-C-S                               | copper oxychloride  | 1 day  | Carbaryl                              | carbaryl                      | 12 hr        | Omite                                 | propargite       | 7 days |
| Dithane                               | mancozeb            | 1 day  | Carpovirusine                         | codling moth                  | 4 hr         | Onager                                | hexythiazox      | 12 hr  |
| Dodine                                | dodine              | 2 days |                                       | granulosis virus              |              | Nexter                                | pyridaben        | 12 hr  |
| Echo 720                              | chlorothalonil      | 12 hr* | Centaur                               | buprofezin                    | 12 hr        | Savey                                 | hexythiazox      | 12 hr  |
| Elevate                               | fenhexamid          | 12 hr  | Chlorpyrifos                          | chlorpyrifos                  | 4 days       | Vendex                                | fenbutatin oxide | 2 days |
| Elite                                 | tebuconazole        | 12 hr  | Clutch                                | clothianidin                  | 12 hr        | Zeal                                  | etoxazole        | 12 hr  |
| Firewall                              | streptomycin        | 12 hr  | Couraze                               | imidacloprid                  | 12 hr        |                                       |                  |        |
| FlameOut                              | oxytetracycline     | 12 hr  | Cyd-X                                 | codling moth                  | 4 hr         |                                       |                  |        |
| Flint                                 | trifloxystrobin     | 12 hr  |                                       | granulosis virus              |              |                                       |                  |        |
| Gem 500SC                             | trifloxystrobin     | 12 hr  | Cygon                                 | dimethoate                    | 2 days       |                                       |                  |        |
| horticultural                         | petroleum or        | 4 hr   | Cythion                               | malathion                     | 12 hr        |                                       |                  |        |
| mineral oil (HMO)                     | paraffinic oil      |        | Danitol                               | fenpropathrin                 | 1 day        |                                       |                  |        |
| Indar                                 | fenbuconazole       | 12 hr  | Defend                                | dimethoate                    | 2 days       |                                       |                  |        |
| Kaligreen                             | bicarbonate         | 4 hr   | Delegate                              | spinetoram                    | 4 hr         |                                       |                  |        |
| Kocide                                | copper hydroxide    | 1 day  | Deliver                               | <i>Bacillus</i>               | 4 hr         |                                       |                  |        |
| lime sulfur                           | calcium polysulfate | 2 days |                                       | <i>thuringiensis</i>          |              |                                       |                  |        |
| Manzate                               | mancozeb            | 1 day  | Diazinon                              | diazinon                      | 4 days       |                                       |                  |        |
| Mycoshield                            | oxytetracycline     | 12 hr  | Dimilin                               | diflubenzuron                 | 12 hr        |                                       |                  |        |
| Nordox                                | copper oxide        | 12 hr  | Dipel                                 | <i>Bacillus thuringiensis</i> | 4 hr         |                                       |                  |        |
| Orbit                                 | propiconazole       | 12 hr  | Endosulfan                            | endosulfan                    | 2 or 4 days* |                                       |                  |        |
|                                       |                     |        |                                       |                               |              |                                       |                  |        |
| Penncozeb                             | mancozeb            | 1 day  | Entrust                               | spinosad                      | 4 hr         |                                       |                  |        |
| Polyram                               | metiram             | 1 day  | Esteem                                | pyriproxyfen                  | 12 hr        |                                       |                  |        |
| Pristine                              | pyraclostrobin plus | 12 hr  | Guthion                               | azinphos-methyl               | ***          |                                       |                  |        |
|                                       | boscalid            |        | horticultural                         | petroleum or                  | 4 hr         |                                       |                  |        |
| Procure                               | triflumizole        | 12 hr  | mineral oil (HMO)                     | paraffinic oil                |              |                                       |                  |        |
| PropiMax                              | propiconazole       | 1 day  | Imidan                                | phosmet                       | 3 days       |                                       |                  |        |
| Quash                                 | metconazole         | 12 hr  | Intrepid                              | methoxyfenozide               | 4 hr         |                                       |                  |        |
| Quintec                               | quinoxifen          | 12 hr  | Javelin                               | <i>Bacillus thuringiensis</i> | 4 hr         |                                       |                  |        |
| Rally                                 | myclobutanil        | 1 day  | Lorsban                               | chlorpyrifos                  | 4 days       |                                       |                  |        |
| Ridomil                               | metalaxyl           | 2 days | Malathion                             | malathion                     | 12 hr        |                                       |                  |        |
| Rovral                                | iprodione           | 1 day  | Pounce                                | permethrin                    | 12 hr        |                                       |                  |        |
| Rubigan                               | fenarimol           | 12 hr  | Proaxis                               | gamma-cyhalothrin             | 1 day        |                                       |                  |        |
| sulfur                                | sulfur              | 1 day  | Proclaim                              | emamectin benzoate            | 12 hr        |                                       |                  |        |
| Syllit                                | dodine              | 2 days | Provado                               | imidacloprid                  | 12 hr        |                                       |                  |        |
| Thiram                                | thiram              | 1 day  | Rimon                                 | novaluron                     | 12 hr        |                                       |                  |        |
| Tilt                                  | propiconazole       | 12 hr  | Sevin                                 | carbaryl                      | 12 hr        |                                       |                  |        |
| Topsin M                              | thiophanate-methyl  | **     | Success                               | spinosad                      | 4 hr         |                                       |                  |        |
| Vanguard 75WG                         | cyprodinil          | 12 hr  | Supracide                             | methidathion                  | ****         |                                       |                  |        |
| Ziram                                 | ziram               | 2 days | Surround                              | kaolin clay                   | 1 day        |                                       |                  |        |
|                                       |                     |        | Thionex                               | endosulfan                    | 2 or 4 days* |                                       |                  |        |
|                                       |                     |        |                                       |                               |              |                                       |                  |        |
|                                       |                     |        | Ultror                                | spirotetramat                 | 1 day        |                                       |                  |        |
|                                       |                     |        | Virosoft                              | codling moth                  | 4 hr         |                                       |                  |        |
|                                       |                     |        |                                       | granulosis virus              |              |                                       |                  |        |
|                                       |                     |        | Vydate                                | oxamyl                        | 2 days       |                                       |                  |        |
|                                       |                     |        | Warrior                               | lambda-cyhalothrin            | 1 day        |                                       |                  |        |

\* REI varies by label or formulation.

\*\* REI for pears—3 days; for apples—1 day; for cherries—12 hours.

\*\*\* REI for apples, pear, peaches, nectarines—14 days; for cherries—15 days.

\*\*\*\* REI increases from 2 to 14 days if application is over 8 pt/acre.

# Orchard pest management

Integrated Pest Management principles are being used successfully in Pacific Northwest orchards to manage insects, mites, diseases, and other pests. These research-based techniques provide effective monitoring methods and management practices for sustained and economical control of pests, while minimizing damage to beneficial organisms. Improved health and minimal environmental impact are benefits often cited in IPM-managed orchards using reduced pesticide programs.

The comprehensive reference, *Orchard Pest Management: A Resource Book for the Pacific Northwest*, 1993, edited by Beers, Brunner, Willet, and Warner, was produced by research and Extension personnel from the tristate region. It

serves as OSU's guide to effective IPM principles for managing insect and mite pests in the state. We recommend its use in conjunction with the numerous regional OSU Extension Service Orchard Pest Management Guides produced and/or distributed in the different tree fruit districts of the state. It addresses key elements of IPM for controlling pests, including prevention, monitoring, indicating "action levels" or pest densities at which to apply controls, and effective alternative strategies based on current knowledge. Although designed for the commercial orchard, many principles and control considerations apply to noncommercial trees. This resource is now available on the Internet: <http://jenny.tfrec.wsu.edu/opm/>.

## Cherry fruit fly control area order and Integrated Pest Management

This pest control district is intended to protect the commercial cherry industry from the Western cherry fruit fly (CFF). The presence of just one maggot is sufficient to reject a lot of cherries delivered to the processor. Area-wide suppression of this pest is the most effective way to minimize risk to the industry.

In recognition of the IPM act of 1991 as defined and mandated by ORS 634.655, whereby the Oregon Department of Agriculture is required to follow IPM principles in fulfilling its pest control responsibilities, the following: (1) addresses a source of information for obtaining and selecting elements of IPM that can be used successfully in tree fruit production in Oregon, and (2) provides acceptable cherry fruit fly management techniques that comply with the intent of OAR 603-52-150 to protect the commercial cherry industry within the control order zone.

Commercial cherry growers base CFF management on predicted emergence of overwintering adult flies from the soil using a degree day model and/or the appearance of the first flies trapped in "sticky" traps within or near the orchard. Sometimes a "sentinel" tree or area known to be infested with CFF is used to determine first emergence with sticky traps. The most suitable insecticide for a

given operation is selected from this guide and applied to the trees beginning no later than 7 days after CFF emergence. Depending upon the insecticide chosen, repeat applications may be necessary to assure no maggots infest the fruit. Postharvest insecticide applications often are necessary in commercial orchards because of fruits left on trees, the long flight period of CFF, and the short residual nature of most insecticides used. Tree height and canopy influence effectiveness of sprays. Shorter trees pruned to open canopy interiors allow for more effective coverage and penetration. Evaluation of commercial CFF control programs is based on fruit inspections at receiving plants, by ODA officials, and at port of entry for exported fruit.

Noncommercial cherry trees should be managed in the same manner in regard to CFF control. General-use insecticides presented in this guide can be used and timed as above.

Methods other than insecticidal sprays that can be used are designed to prevent the presence of fruit when egg-laying flies are present. These include (1) tree removal, (2) removal of all bloom from trees, (3) removal and proper disposal of fruit before CFF emergence.

## Dilutions for wettable powder and liquid products

| Quantity of material for indicated quantity of water* |             |            |            |          |
|---|-------------|------------|------------|----------|
| Type of material                                      | 100 gallons | 5 gallons  | 3 gallons  | 1 gallon |
| Wettable powder                                       | 5 lb        | 4 oz       | 2.4 oz     | 0.8 oz   |
|   | 4 lb        | 3.2 oz     | 1.92 oz    | 0.64 oz  |
|   | 3 lb        | 2.4 oz     | 1.44 oz    | 0.48 oz  |
|   | 2 lb        | 1.6 oz     | 0.96 oz    | 0.32 oz  |
|   | 1 lb        | 0.8 oz     | 0.48 oz    | 0.16 oz  |
|   | 0.5 lb      | 0.4 oz     | 0.24 oz    | 0.08 oz  |
|   |             |            |            |          |
| Liquid products                                       | 5 gal       | 1 qt       | 1 pt, 3 oz | 6.5 oz   |
|   | 4 gal       | 1 pt, 9 oz | 15 oz      | 5 oz     |
|   | 3 gal       | 1 pt, 3 oz | 11.5 oz    | 7.5 Tbl  |
|   | 2 gal       | 13 oz      | 7.5 oz     | 5 Tbl    |
|   | 1 gal       | 6.5 oz     | 4 oz       | 2.5 Tbl  |
|   | 1 qt        | 10 tsp     | 2 Tbl      | 2 tsp    |
|   | 1 pt        | 5 tsp      | 1 Tbl      | 1 tsp    |

\*The weight per volume of dry formulated products varies. To ensure accurate dilutions, measure these products by weight only.

# Pesticide stewardship

Responsible use of pesticides can help protect bees from pesticide poisoning, protect natural resources such as fish and other aquatic organisms, and avoid resistance development. Information on each of these topics is included below.

**Bees**—Some pesticides used in orchards are highly toxic to bees. To avoid damage to bees, follow label instructions for protecting bees. For detailed information on pesticide toxicity to bees and practices for preventing bee poisoning, see *How to Reduce Bee Poisoning from Pesticides* (PNW 591): <http://extension.oregonstate.edu/catalog/pdf/pnw/pnw591.pdf>.

**Buffers**—Many pesticide labels now have specific buffer requirements for use near surface water. To avoid damage to fish and other aquatic organisms, follow label instructions for buffers and drift reduction. Additional information is included below; see “Suggested best management practices for orchard spraying.” Additionally, in the Pacific Northwest, mandatory buffers are required for certain pesticide active ingredients when used near certain fish-bearing streams. For specific requirements, see: <http://egov.oregon.gov/ODA/PEST/buffers.shtml>.

**Surface water**—Some pesticides are toxic to fish or other aquatic organisms important for healthy stream ecosystems. To avoid damage to fish and other aquatic organisms, follow label instructions for avoiding surface water contamination. Additional information is included below; see “Suggested best management practices for orchard spraying.”

## Suggested best management practices for orchard spraying

The OSU Extension Service is working with the Hood River Grower-Shipper Association, local packing houses, and chemical suppliers to help protect our water resources while ensuring the continued availability of chemical crop protection tools. The following practices should help minimize the possibility of pesticides and herbicides entering our waterways. You should review your operations and consider adjusting your practices as necessary to follow these recommendations.

These practices are most appropriate for orchards located in **sensitive areas** (those within 100 ft of open surface water, including creeks, streams, irrigation ditches, farm ponds, etc.). While these spray practices are recommended specifically for orchards near open surface waters, they may help minimize the possibility of pesticides entering other sensitive areas such as schools, residential areas, and public roads. Season-specific (e.g., prebloom and postbloom) recommendations are not made in this guide. Specific suggestions for pre- and postbloom control programs for orchards in sensitive areas will be provided in Extension Service newsletters.

### Cultural practices

- Maintain at least 20 ft between orchards and waterways, including streams, ditches, drainageways, and ponds.
- Reduce runoff that might contain pesticides by planting and maintaining cover crops to increase water penetration and intercept runoff.
- Establish windbreaks between orchards and sensitive areas.

### Mixing and loading

- Mix and load sprayers in areas where runoff to surface water cannot occur. Maintain an air gap between filler pipes and sprayers to reduce backflow.
- Rinse pesticide containers when filling sprayers and mix rinsate back into spray tank. Store rinsed plastic containers away from waterways and recycle; do not burn.
- Do not overfill sprayers. Use antifoaming agents to reduce the risk.

- Apply spray tank rinse water back into the orchard; do not drain it in one spot.
- Clean up spills immediately. Have spill-adsorbent material (cat litter, sawdust, etc.) available when mixing and loading.

### Maintenance and calibration

- Maintain and service equipment on a regular basis to avoid leaks, especially valves and hoses.
- Calibrate sprayers to avoid overapplication and reduce drift.

### Application

- Minimize drift to waterways by increasing droplet size, using drift retardant, and avoiding application in high winds.
- Turn off nozzles at the end of each tree row.
- Make all efforts to eliminate drift near the edge of the orchard. When spraying rows parallel to sensitive areas, spray only the outside of the outer two rows. Spray inwards at a lower speed for improved coverage.
- When spraying rows perpendicular to sensitive areas, turn off nozzles two to three trees from the end of each row. Then return and spray the last two to three trees inwards at a lower speed.
- Apply dormant sprays with at least 200 gallons of water per acre for increased droplet size and reduced drift.
- Spray sensitive areas in the lowest wind conditions. When winds die down, move to these areas before finishing the rest of the block.

The Hood River Grower-Shipper Association and OSU-MCAREC have produced the *Best Management Practices for Pesticide Use Handbook*. It is available online at: <http://community.gorge.net/hrgsa/bmpproject.html>.

# Pesticide resistance management

## Causes of pest control failures

Pest control failures in the field can have many causes. Often, they are related to the spray application itself. A grower may have chosen a pesticide that is ineffective against a specific pest and is not appropriate for the intended purpose. Even if the correct pesticide was used, the rate may have been too low to be effective, or the spray application may have been made at a less-than-optimal time. Other causes of poor control may be related to problems with the spraying equipment, spraying operation, or weather conditions (such as wind and rain during and after the application) that resulted in insufficient spray coverage of the tree canopy. One cause of pest control failures, which is more difficult to diagnose, is the development of resistance to a pesticide.

## Resistance development

When a pesticide fails to provide control in the field and other causes for the control failure have been ruled out, resistance development is likely. Resistance manifests itself in the field by the inability to achieve control of pests at rates that previously were effective. Resistance development is a genetic phenomenon, and it occurs when pest populations are exposed repeatedly (over many generations) to the same pesticide or to groups of chemically related pesticides. Through selection, pest populations lose their susceptibility to a pesticide and become resistant. Depending on the pest species involved and the intensity of selection, resistance may develop very rapidly, as in the case of spider mites, or more slowly, as in the case of codling moth. Often, selection with one type of pesticide confers resistance to others of similar chemistry. This is called cross-resistance.

Fruit growers in the Mid-Columbia area have first-hand experience with resistance development and its consequences. For instance, in the early 1950s codling moth developed resistance to DDT after 6 to 8 years of continuous use. Guthion, at one time an all-purpose pesticide for insect and mite control on tree fruits, became ineffective against spider mites and pear psylla only a few years after it was introduced in the 1960s. Development of resistance in pear psylla to pyrethroid insecticides and in spider mites to organotin miticides provides more recent examples of resistance episodes. The practical outcome of resistance development is that growers lose control tools that previously were effective.

## How to cope with resistance development in a proactive way

Fortunately, growers can do something about resistance development and prevent or at least delay it in the field by adopting resistance management strategies. Growers are the ones who make pest control choices and decide how pesticides are used in their orchards. Therefore, through their actions they directly influence the speed and intensity of resistance development in the field. A grower who uses pesticides conservatively and applies them sparingly likely will have fewer resistance problems than a grower who does the opposite.

## Chemical use strategies for resistance management

An important principle in resistance management is the concept of moderation in order to reduce selection pressure from pesticides and extend their effective field life. In practical terms, this means reducing overall chemical use by:

- Using the lowest effective rate of pesticides when appropriate
- Using higher treatment thresholds to reduce the frequency of applications
- Using pesticides with shorter residual activity to avoid selection over several generations
- Treating only those areas in an orchard where the pest density has exceeded the economic threshold

A common method of trying to overcome resistance is to use high rates of a pesticide. Most likely, a **high-dose strategy rarely works** and only accelerates resistance development. Use of high rates also is detrimental to

natural enemies and the environment and is not compatible with IPM programs.

Rather than resorting to the use of higher rates, growers should **alternate pesticide chemistries with different modes of action** and follow the pesticide use recommendations outlined above. The term *mode of action* refers to the way a pesticide kills a target pest, and it varies greatly among available pesticides. Most pesticides used in tree fruits, such as organophosphates, carbamates, neonicotinoids, and pyrethroids, are nerve poisons. Others, such as insect growth regulators, interfere with the hormonal control of insect development. Some have a physical mode of action such as horticultural mineral oil (HMO), which kills by suffocation, or kaolin clay, which disrupts soft insect membranes, leading to dehydration. Microbial insecticides, such as the codling moth granulosis virus, provide control by causing disease in a population. There also are behavioral control methods such as mating disruption, which provide control by interfering with the reproductive behavior of certain insect pests. Growers should have some knowledge of how different pest control tactics work in order to build an effective resistance management program.

## Resistance management as part of IPM in tree fruits

A grower who wants to take an active part in managing resistance should adopt an integrated pest management (IPM) program:

- Use alternatives to chemical pesticides whenever possible.
- Reduce the frequency of pesticide applications to a minimum.
- Make appropriate pesticide choices based on their mode of action and potential for resistance development.

Experience has shown that the risk for resistance development depends on the mode of action of a pesticide or pest control tactic. Pest control tactics such as biological control, cultural controls, microbial agents, and tactics with a behavioral (mating disruption) or physical (HMO) mode of action have a lower resistance risk and should be given preference in a seasonal IPM program. Chemical pesticides that act as nerve poisons or interfere with the hormonal regulation of insect development are much more prone to resistance development and should be used with moderation to preserve their field life.

Resistance management begins with the individual grower. However, it is most effective when resistance management approaches are adopted on an area-wide scale and used by the majority of growers in an area.

In summary, resistance management is most successful where growers monitor pests, use treatment thresholds and avoid prophylactic treatments, and take advantage of a range of nonchemical control tactics. IPM is the ultimate resistance management strategy for preserving valuable pesticides for managing key pests. Avoiding the loss of control tools due to resistance is every grower's responsibility. In an age when few new pesticides are being registered, loss of a pesticide can be a serious problem threatening the ability of growers to maintain adequate control and produce a high-quality, blemish-free crop.

## For more information

*How to Reduce the Risk of Pesticide Resistance in Apple Pests in Oregon:*  
<http://extension.oregonstate.edu/catalog/pdf/em/em8950.pdf>

*How to Reduce the Risk of Pesticide Resistance in Cherry Pests in Oregon:*  
<http://extension.oregonstate.edu/catalog/pdf/em/em8951.pdf>

# Natural enemy impact guide for tree fruit pesticides

This table is a guide to the relative impact of commonly applied pesticides on natural enemies that are important components of an integrated pest management program on tree fruits. Use it in conjunction with the pest control program for each fruit crop. These programs give recommended rates and timing of sprays. The impact of some pesticides on natural enemies may vary considerably with the history of use in a given orchard. This is especially true relative to the effect on the western predatory mite (WPM) and the apple rust mite (ARM). Information in this table was obtained from the *Crop Protection Guide for Tree Fruits in Washington* (EB 0419) and other sources.

| Compound                             | Trade name              | Rate/acre    | WPM <sup>2</sup> | ARM <sup>3</sup> | Relative impact rating <sup>1</sup>     |                                       |                           |               |                     |
|--------------------------------------|-------------------------|--------------|------------------|------------------|---|---------------------------------------|---------------------------|---------------|---------------------|
|                                      |                         |              |                  |                  | <i>Colpoclypeus florus</i> <sup>4</sup> | <i>Pnigalio flavipes</i> <sup>4</sup> | Coccinellids <sup>5</sup> | Lacewing      | Mirids <sup>6</sup> |
| abamectin                            | Agri-Mek                | 10-20 oz     | H <sup>7</sup>   | H <sup>7</sup>   | M <sup>7</sup>                          | L                                     | M <sup>7</sup>            | —             | H                   |
| acetamiprid                          | Assail 70WP             | 3.4 oz       | <sup>11</sup>    | L                | M                                       | M                                     | M                         | —             | H                   |
| azadirachtin                         | Neemix 4.5%             | 7 oz         | —                | —                | L                                       | —                                     | L                         | —             | —                   |
| azinphos-methyl                      | Guthion Solupak         | 2 lb         | L                | L                | H                                       | L                                     | H                         | —             | H                   |
| <i>Bacillus thuringiensis</i> (B.t.) | Deliver, Dipel, Javelin | 1-2 lb       | L                | L                | L                                       | L                                     | L                         | —             | L                   |
| bifenazate                           | Acramite 50WS           | 0.75-1 lb    | L                | —                | —                                       | —                                     | —                         | —             | —                   |
| buprofezine                          | Centaur 70WDG           | 34.5 oz      | —                | —                | —                                       | —                                     | —                         | —             | —                   |
| carbaryl                             | Sevin 50WP              | 2 lb         | M-H              | L-M              | H                                       | L                                     | H                         | L             | —                   |
| chlorpyrifos                         | Lorsban 4E              | 2-4 pt       | L-M              | L                | H                                       | H                                     | H                         | —             | —                   |
| chlorpyrifos                         | Lorsban 50WP            | 3 lb         | L-M              | L                | H                                       | H                                     | H                         | L             | —                   |
| clofentezine                         | Apollo 50SC             | 4-8 oz       | L                | L                | —                                       | —                                     | —                         | —             | L                   |
| codling moth granulosis virus        | Carpovirusine, Cyd-X    | 13.5 oz      | L                | L                | L                                       | L                                     | L                         | L             | L                   |
| diazinon                             | Diazinon 50WP           | 4 lb         | L                | L                | H                                       | —                                     | H                         | —             | —                   |
| diflubenzuron                        | Dimilin 2L              | 12-48 oz     | —                | —                | L                                       | —                                     | L                         | —             | —                   |
| dimethoate                           | Dimethoate 2.67EC       | 3-6 pt       | L-M              | L                | H                                       | —                                     | H                         | —             | —                   |
| endosulfan                           | Thionex 50W             | 3 lb         | L                | M-H              | M                                       | M                                     | M-H                       | L             | —                   |
| esfenvalerate                        | Asana 0.66EC            | 1 pt         | H                | L                | M                                       | M-H                                   | —                         | L             | H                   |
| etoxazole                            | Zeal 72WDG              | 2-3 oz       | L-M              | —                | —                                       | —                                     | —                         | —             | —                   |
| fatty acids (soap)                   | M-Pede                  | 1-2% v/v     | M <sup>7</sup>   | M <sup>7</sup>   | —                                       | —                                     | L                         | L             | —                   |
| fenbutatin-oxide                     | Vendex 50WP             | 1.5 lb       | M                | H                | L                                       | —                                     | L                         | —             | —                   |
| fenpropathrin                        | Danitol 2.4EC           | 20 oz        | H                | —                | —                                       | —                                     | —                         | —             | H                   |
| formetanate hydrochloride            | Carzol 92SP             | 1.5 lb       | M-H              | M-H              | H                                       | —                                     | L                         | —             | —                   |
| hexythiazox                          | Onager 1EC              | 16-24 oz     | L                | L                | —                                       | —                                     | —                         | —             | L                   |
| hexythiazox                          | Savey 50DF              | 3-6 oz       | L                | L                | —                                       | —                                     | —                         | —             | L                   |
| horticultural mineral oil            | —                       | 1-2% v/v     | M <sup>7,8</sup> | L <sup>8</sup>   | —                                       | L                                     | L                         | L             | L                   |
| imidacloprid                         | Provado 1.6F            | 4-8 oz       | L <sup>9</sup>   | L <sup>9</sup>   | M-H <sup>7</sup>                        | —                                     | M                         | L             | H                   |
| indoxacarb                           | Avaunt 30WG             | 5-6 oz       | L <sup>10</sup>  | L <sup>10</sup>  | —                                       | —                                     | —                         | —             | —                   |
| kaolin                               | Surround WP             | 50 lb        | M-H              | —                | —                                       | M                                     | M-H <sup>5</sup>          | —             | —                   |
| lime sulfur                          | —                       | 6 gal        | M-H              | H                | —                                       | —                                     | —                         | —             | —                   |
| methomyl                             | Lannate 1.8L            | 2 pt         | H                | L                | —                                       | —                                     | —                         | —             | —                   |
| methomyl                             | Lannate 90SP            | 0.5 lb       | H                | L                | —                                       | —                                     | —                         | —             | —                   |
| methoxyfenozide                      | Intrepid 2L             | 10 oz        | L                | L                | L                                       | L                                     | L                         | L             | L                   |
| novaluron                            | Rimon 0.83EC            | 30-50 oz     | <sup>11</sup>    | —                | <sup>12</sup>                           | —                                     | —                         | <sup>13</sup> | —                   |
| oxamyl                               | Vydate 2L               | 2-4 pt       | M-H              | —                | H                                       | L-M                                   | M                         | L             | —                   |
| permethrin                           | Ambush 2EC              | 20 oz        | H                | L                | M                                       | —                                     | —                         | —             | H                   |
| permethrin                           | Pounce 25WP             | 12.8-25.6 oz | H                | L                | M                                       | —                                     | —                         | —             | H                   |
| phosmet                              | Imidan 70WP             | 3-5.33 lb    | L                | L                | H                                       | L                                     | H                         | L             | H                   |
| pyridaben                            | Nexter 75WP             | 4.4-7 oz     | M                | H                | M-H                                     | —                                     | —                         | —             | M                   |
| pyriproxyfen                         | Esteem 35WP             | 4-5 oz       | L                | L                | —                                       | —                                     | M-H                       | —             | M                   |
| spinosad                             | Success 2L              | 6-10 oz      | L                | —                | M-H                                     | H                                     | L                         | L             | L                   |
| thiacloprid                          | Calypso 4F              | 2-8 oz       | <sup>11</sup>    | L                | —                                       | —                                     | —                         | —             | H                   |
| thiamethoxam                         | Actara 25WDG            | 5.5 oz       | L <sup>9</sup>   | L <sup>9</sup>   | —                                       | —                                     | —                         | —             | H                   |

<sup>1</sup> Rating system: L = low impact; M = moderate impact; H = high impact; — = no data available

<sup>2</sup> WPM = western predatory mite, *Typhlodromus occidentalis*.

<sup>3</sup> ARM = apple rust mite, *Aculus schlechtendali*. Although ARM is a plant-feeding species, it is very useful in maintaining populations of WPM.

<sup>4</sup> *C. florus* is a wasp parasitoid of leafrollers; *P. flavipes* is a wasp parasitoid of western tentiform leafminer.

<sup>5</sup> Coccinellid data based on bioassays of late instar larvae of *Harmonia axyridis*, *Hippodamia convergens*, and *Coccinella transversoguttata*. Kaolin data based on bioassays using *Stethorus punctum*.

<sup>6</sup> *Deraeocoris brevis*.

<sup>7</sup> Overall negative impact is reduced due to short residual activity.

<sup>8</sup> Spray volume may be important in determining toxicity.

<sup>9</sup> Preliminary data based on field trials of four cover sprays.

<sup>10</sup> Preliminary data based on field trials with a single application.

<sup>11</sup> The use of these materials has been associated with mite problems, although the effect is inconsistent and the mechanism is unknown.

<sup>12</sup> 100% mortality/sterility was caused by exposure to novaluron.

<sup>13</sup> Novaluron has little or no acute toxicity to lacewing eggs, larvae, or adults; however, this material caused a near-complete shutdown of egg hatch from exposed adults.



## Spotts model for estimating pear scab infection periods

| Average temperature (°F)<br>during leaf wetness | Minimum hours of leaf wetness<br>required for infection |
|---|---|
| 45  | 25  |
| 46  | 22  |
| 48  | 19  |
| 50  | 17  |
| 52  | 15  |
| 54  | 13  |
| 55  | 12  |
| 57  | 12  |
| 59  | 11  |
| 61  | 11  |
| 63  | 10  |
| 64  | 10  |
| 66  | 10  |
| 68  | 10  |
| 70  | 10  |
| 72  | 10  |
| 73  | 10  |
| 75  | 10  |

In the fall, examine all leaves on 10 shoots on each of 10 trees located throughout the orchard. If you find fewer than 6 leaves with scab, the overall risk from scab is low enough to skip the first fungicide spray at pink. The end of ascospore infection season occurs after the first rain following the accumulation of 1,620 degree days from budswell.

## Twelve steps to manage bacterial canker of sweet cherry

Dr. Robert A. Spotts, OSU Mid-Columbia Agricultural Research and Extension Center, Hood River, OR

*Pseudomonas syringae*, which causes bacterial canker, is a major bacterial pathogen of young sweet cherry trees. Often, 10 to 20 percent of the trees in new orchards are killed by *P. syringae* within 5 years of planting. Control must integrate several techniques, including the following:

1. Do not interplant new trees with old trees, which are major sources of *P. syringae*.
2. Keep irrigation water off the part of the trees above ground as much as possible for the first 2 or 3 years after planting. Consider withholding water in late summer so trees will "harden off" and not be as susceptible to low temperature injury in early winter.
3. Avoid all types of injury—mechanical, insect, frost. Paint all trunks white with latex paint to prevent winter injury. Adding copper to the paint is probably of little benefit.
4. Some studies show less bacterial canker when pruning is delayed until spring, even as late as after flowering in May. Less disease also occurs when summer pruning is used. Prune only during dry weather if possible.
5. Remove branches and trees killed by *P. syringae* from the orchard and destroy them.
6. Mazzard F12-1 is one of the most resistant rootstocks. Resistance of new rootstocks is unknown at this time, but trees on Mazzard may have an advantage over trees on size-controlling rootstocks. Sweet cherry scion cultivars generally are susceptible.
7. Locate the orchard in an area less likely to be affected by frost and slow drying conditions.
8. Provide optimal soil conditions for growth of cherries, including attention to pH and nutrition. Application of excess nitrogen, especially late in the growing season, will promote late-season growth that is susceptible to low temperature injury in early winter, followed by bacterial infection.
9. Control weeds. They often support large populations of *P. syringae*, especially grasses. Clover and vetch ground covers support lower populations. Consider clean cultivation of row middles for the first 3 years.
10. Application of fixed copper products or Bordeaux 12-12-100 is no longer recommended. In recent research trials, these treatments resulted in higher damage than untreated controls.
11. Test for and control plant pathogenic nematodes before planting if needed. High populations of ring nematode have been associated with more bacterial canker.
12. In the Parkdale area, plant trees in May rather than April.

## Apple scab infection

Approximate hours of wetness at indicated temperatures required for leaf scab infection, and days required for lesions to appear.

| Average temperature (°F) | Hours of wetness required for infection <sup>a</sup> |          |       | Days required for lesions to appear <sup>b</sup> |
|--------------------------|--|----------|-------|--|
|                          | From primary or secondary inoculum                   |          |       |  |
|                          | Light  | Moderate | Heavy |  |
| 78                       | 13   | 17       | 26    | —  |
| 77                       | 11   | 14       | 21    | —  |
| 76                       | 9.5  | 12       | 19    | —  |
| 63-75                    | 9  | 12       | 18    | 10   |
| 62                       | 9  | 12       | 19    | 10   |
| 61                       | 9  | 13       | 20    | 10   |
| 60                       | 9.5  | 13       | 20    | 11   |
| 59                       | 10   | 13       | 21    | 12   |
| 58                       | 10   | 14       | 21    | 12   |
| 57                       | 10   | 14       | 22    | 13   |
| 56                       | 11   | 15       | 22    | 13   |
| 55                       | 11   | 16       | 24    | 14   |
| 54                       | 11.5   | 16       | 24    | 14   |
| 53                       | 12   | 17       | 25    | 15   |
| 52                       | 12   | 18       | 26    | 15   |
| 51                       | 13   | 18       | 27    | 16   |
| 50                       | 14   | 19       | 29    | 16   |
| 49                       | 14.5   | 20       | 30    | 17   |
| 48                       | 15   | 20       | 30    | 17   |
| 47                       | 15   | 23       | 35    | —  |
| 46                       | 16   | 24       | 37    | —  |
| 45                       | 17   | 26       | 40    | —  |
| 44                       | 19   | 28       | 43    | —  |
| 43                       | 21   | 30       | 47    | —  |
| 42                       | 23   | 33       | 50    | —  |
| 41                       | 26   | 37       | 53    | —  |
| 40                       | 29   | 41       | 56    | —  |
| 39                       | 33   | 45       | 60    | —  |
| 38                       | 37   | 50       | 64    | —  |
| 37                       | 41   | 55       | 68    | —  |
| 33-36                    | 48   | 72       | 96    | —  |

From W.D. Mills, Cornell University

<sup>a</sup> Leaves remain wet for varying lengths of time after the rain stops, depending on conditions. Add together wetting periods from intermittent showers. Other states such as Michigan add together any wet periods with less than 8 hours dry time between them. Determine average temperature for the period from hourly readings. Lesions may not be apparent for 2-4 weeks.

<sup>b</sup> Days required for conidia to appear once infection has been established. No further wetting is required. For this column, daily maximum and minimum temperatures are adequate for determining the average.

## Internet resources for plant protection in the Mid-Columbia area

Information regarding plant protection is available from OSU and other sources.

































Weather data and pest models for the Mid-Columbia region may be accessed through websites managed by the OSU Integrated Plant Protection Center at <http://uspest.org/hr/>, and the WyEast RC&D at <http://pnwpest.org/hr/> and <http://www.ifpnet.com/>.

**OSU Botany and Plant Pathology Department.** Site of "Online Guide to Plant Disease Control." Disease symptom descriptions, pictures of disease symptoms, and other information helpful in plant protection are available at <http://plant-disease.ippc.orst.edu/>

**Pacific Northwest Insect Management Handbook:** <http://insects.ippc.orst.edu/pnw/insects>

**Pacific Northwest Weed Management Handbook:** <http://weeds.ippc.orst.edu/pnw/weeds>

## Bud development chart

| Stage | Apple   | Pear  | Peach/Apricot  | Cherry/Plum   |
|-------|---|---|--|---|
| 0     |    |    |     |    |
| 1     |    |    |     |    |
| 2     |    |    |    |    |
| 3     |   |   |   |   |
| 4     |  |  |  |  |
| 5     |  |  |  |  |
| 6     |  |  |  |  |
| 7     |  |  |  |  |

Courtesy Washington State University Extension

## 2010 Mid-Columbia pest control program for pears

Application rates in the tables are based on the amount of product to apply per acre. For some products, the label requires minimum and/or maximum recommendations for spray volume (the amount of water to use per acre when spraying). Good coverage depends on many factors, including the type of application equipment, spray volume, tree phenology, tree height, row width, target pest, tractor speed, and chemical rate per acre used. Large, heavily barked trees infested with scale insects may need to be sprayed with more than 400 gallons of spray solution per acre, but never exceed the labeled rate per acre. Base CONCENTRATE SPRAYS on the amount of formulation given per acre unless indicated otherwise on a product label.

Use only one material except where a combination is indicated. Follow label precautions when tank-mixing oils, fungicides, and insecticides. **MATERIALS ARE LISTED ALPHABETICALLY.**

### PEARS

#### Dormant (Stage 0) - Insects & Mites (amount per acre)

| Product and formulation                                    | Resistance management group<br>(see page 21) | Pear blister mite | Pear psylla adults and eggs* | Pear rust mite | Scale insects | REI<br>PHI                             | Maximum amount/acre/year | Maximum applications/year | Remarks   | Bees (see page 20) | Buffers (see page 20) | Surface water (see page 20) |
|--|--|-------------------|------------------------------|----------------|---------------|--|--------------------------|---------------------------|---|--------------------|-----------------------|-----------------------------|
| Horticultural mineral oil (HMO)                            | -  | -                 | 4-6 gal                      | -              | -             | $\frac{4 \text{ h}}{-}$                | -                        | -                         | Apply just before egg deposition.<br>Do not exceed 8 gal/acre oil prebloom. | -                  | -                     | x                           |
| HMO + one of the following                                 | -  | 4-6 gal           | 4-6 gal                      | 4-6 gal        | 4-6 gal       | $\frac{4 \text{ h}}{-}$                | -                        | -                         | Do not exceed 8 gal/acre oil prebloom.                                      | -                  | -                     | x                           |
| Asana XL**<br>RUP  | 3  | -                 | 10-19 oz                     | -              | 10-19 oz      | $\frac{12 \text{ h}}{28 \text{ d}}$    | -                        | -                         | -   | x                  | x                     | x                           |
| Battalion 0.2EC**<br>(deltamethrin)<br>RUP; Generic        | 3  | -                 | 7-14 oz                      | -              | 7-14 oz       | $\frac{12 \text{ h}}{21 \text{ d}}$    | 26.9 oz                  | -                         | -   | x                  | x                     | x                           |
| Danitol 2.4EC**<br>RUP                                     | 3  | -                 | 16-21 oz                     | -              | 16-21 oz      | $\frac{1 \text{ d}}{14 \text{ d}}$     | 2.66 pt                  | -                         | -   | x                  | x                     | x                           |
| Lime sulfur<br>(calcium polysulfide 29%)<br>Generic        | M2   | 10 gal            | -                            | 10 gal         | -             | $\frac{2 \text{ d}}{-}$                | -                        | -                         | HMO + sulfur will also provide 70-80% control of pear psylla adults.        | -                  | -                     | -                           |
| Pounce 25WP**<br>RUP                                       | 3  | -                 | 12.8-25.6 oz                 | -              | 12.8-25.6 oz  | $\frac{12 \text{ h}}{\text{prebloom}}$ | 2.6 lb                   | -                         | Prebloom use and ground application only.                                   | x                  | x                     | x                           |
| Proaxis 0.5EC**<br>RUP                                     | 3  | -                 | 2.6-5.1 oz                   | -              | 2.6-5.1 oz    | $\frac{1 \text{ d}}{21 \text{ d}}$     | 1.6 pt                   | -                         | -   | x                  | x                     | x                           |
| Sulfur (dry flowable)<br>(elemental sulfur 80%)<br>Generic | M2   | 15-20 lb          | -                            | 15-20 lb       | -             | $\frac{1 \text{ d}}{-}$                | -                        | -                         | HMO + sulfur will also provide 70-80% control of pear psylla adults.        | -                  | -                     | -                           |

continues on next page

continues on next page

## PEARS

### Dormant (Stage 0) - Insects & Mites (amount per acre)

| Product and formulation                   | Resistance management group<br>(see page 21) | Pear blister mite | Pear psylla adults and eggs <sup>#</sup> | Pear rust mite | Scale insects | REI<br>PHI                         | Maximum amount/acre/year | Maximum applications/year | Remarks   | Bees (see page 20) | Buffers (see page 20) | Surface water (see page 20) |
|---|--|-------------------|--|----------------|---------------|------------------------------------|--------------------------|---------------------------|---|--------------------|-----------------------|-----------------------------|
| HMO + one of the following<br>(continued) | -  | 4-6 gal           | 4-6 gal                                  | 4-6 gal        | 4-6 gal       | $\frac{4 \text{ h}}{-}$            | -                        | -                         | Do not exceed 8 gal/acre oil prebloom.  | -                  | -                     | x                           |
| Sulfur (flowable)<br>Generic              | M2   | 1-2 gal           | -  | 1-2 gal        | -             | $\frac{1 \text{ d}}{-}$            | -                        | -                         | HMO + sulfur will also provide 70-80% control of pear psylla adults.  | -                  | -                     | -                           |
| Warrior II EC**<br>RUP                    | 3  | -                 | 1.3-2.5 oz                               | -              | 1.3-2.5 oz    | $\frac{1 \text{ d}}{21 \text{ d}}$ | 12.8 oz                  | -                         | -   | x                  | x                     | x                           |
| Surround                                  | -  | -                 | 50 lb                                    | -              | -             | $\frac{1 \text{ d}}{0}$            | -                        | -                         | Apply in 200 gal of water at beginning of pear psylla egg laying. Maintain coverage until bloom with additional applications to prevent egg laying. | -                  | -                     | -                           |

RUP = restricted use pesticide.

Generic = other materials with the same active ingredient are available.

\*\*Pyrethroid: pear psylla has developed resistance to pyrethroid insecticides. Control at recommended rates has been poor in some orchards in the Mid-Columbia area.

Use pyrethroid insecticides conservatively to maintain effectiveness as long as possible.

<sup>#</sup> This pest has a history of developing resistance to chemical controls. Careful resistance management practices (alternating control chemistry if possible, careful use of products, and use of biological control where feasible) are strongly recommended.

# PEARS

## Delayed Dormant (Stages 1 and 2: Apply before bud scales drop to minimize injury.) - Insects & Mites (amount per acre)

| Product and formulation                                      | Resistance management group<br>(see page 21) | European red mite   | Grape mealybug | Leafrollers# | Lygus bug    | Pear blister mite | Pear psylla# | Pear rust mite | Scale insects | REI<br>PHI                             | Maximum amount/acre/year | Maximum applications/year | Remarks  | Bees (see page 20) | Buffers (see page 20) | Surface water (see page 20) |
|--|--|---|----------------|--------------|--------------|-------------------|--------------|----------------|---------------|--|--------------------------|---------------------------|--|--------------------|-----------------------|-----------------------------|
| Horticultural mineral oil (HMO)<br>+<br>one of the following | -  | 4-6 gal Do not exceed 8 gal/acre oil prebloom.<br>If scale is a problem, increase gallonage. Calibrate to discharge $\frac{2}{3}$ of volume out of top $\frac{1}{3}$ of sprayer.<br>The $\frac{3}{4}$ - $\frac{1}{2}$ calibration should be used for all sprayers and all applications. |                |              |              |                   |              |                |               | $\frac{4 \text{ h}}{-}$                | -                        | -                         | -  | -                  | -                     | x                           |
| Asana XL**<br>RUP  | 3  | 10-19 oz  | -              | -            | 10-19 oz     | -                 | 10-19 oz     | -              | 10-19 oz      | $\frac{12 \text{ h}}{28 \text{ d}}$    | -                        | -                         | -  | x                  | x                     | x                           |
| Battalion 0.2EC**<br>(deltamethrin)<br>RUP; Generic          | 3  | 7-14 oz   | -              | -            | 7-14 oz      | -                 | 7-14 oz      | -              | 7-14 oz       | $\frac{12 \text{ h}}{21 \text{ d}}$    | 26.9 oz                  | -                         | -  | x                  | x                     | x                           |
| Danitol 2.4EC**<br>RUP                                       | 3  | 16-21 oz  | -              | -            | 16-21 oz     | -                 | 16-21 oz     | -              | 16-21 oz      | $\frac{1 \text{ d}}{14 \text{ d}}$     | 2.66 pt                  | -                         | -  | x                  | x                     | x                           |
| Diazinon 50WP<br>RUP; Generic                                | 1B   | -   | 4 lb           | 4 lb         | 4 lb         | -                 | -            | -              | 4 lb          | $\frac{4 \text{ d}}{21 \text{ d}}$     | 4 lb                     | 2                         | Closed cab required. One dormant and one in-season foliar application allowed. | x                  | x                     | x                           |
| Esteem 35WP  | 7C   | -   | -              | 4-5 oz       | -            | -                 | 4-5 oz       | -              | 4-5 oz        | $\frac{12 \text{ h}}{45 \text{ d}}$    | 10 oz                    | 2                         | Will not control pear psylla adults.   | -                  | -                     | x                           |
| Lime sulfur<br>(calcium polysulfide 29%)<br>Generic          | M2   | -   | -              | -            | -            | 10 gal            | -            | 10 gal         | -             | $\frac{2 \text{ d}}{-}$                | -                        | -                         | HMO + sulfur will also provide 70-80% control of pear psylla adults.           | -                  | -                     | -                           |
| Lorsban 4E<br>(chlorpyrifos)<br>RUP; Generic                 | 1B   | -   | 2 qt           | 2 qt         | 2 qt         | -                 | -            | -              | 2 qt          | $\frac{4 \text{ d}}{\text{prebloom}}$  | 2 qt                     | 1                         | -  | x                  | x                     | x                           |
| Pounce 25WP**<br>RUP   | 3  | 12.8-25.6 oz  | -              | -            | 12.8-25.6 oz | -                 | 12.8-25.6 oz | -              | 12.8-25.6 oz  | $\frac{12 \text{ h}}{\text{prebloom}}$ | -                        | -                         | Prebloom use and ground application only.                                      | x                  | x                     | x                           |
| Proaxis 0.5EC**<br>RUP                                       | 3  | 2.6-5.1 oz  | -              | -            | 2.6-5.1 oz   | -                 | 2.6-5.1 oz   | -              | 2.6-5.1 oz    | $\frac{1 \text{ d}}{21 \text{ d}}$     | -                        | -                         | -  | x                  | x                     | x                           |
| Sulfur (dry flowable)<br>(elemental sulfur 80%)<br>Generic   | M2   | -   | -              | -            | -            | 15-20 lb          | -            | 15-20 lb       | -             | $\frac{1 \text{ d}}{-}$                | -                        | -                         | HMO + sulfur will also provide 70-80% control of pear psylla adults.           | -                  | -                     | -                           |
| Sulfur (flowable)<br>Generic                                 | M2   | -   | -              | -            | -            | 1-2 gal           | -            | 1-2 gal        | -             | $\frac{1 \text{ d}}{-}$                | -                        | -                         | HMO + sulfur will also provide 70-80% control of pear psylla adults.           | -                  | -                     | -                           |
| Supracide 2E<br>RUP  | 1B   | -   | 6-8 pt         | 6-8 pt       | 6-8 pt       | -                 | -            | -              | 6-8 pt        | $\frac{3 \text{ d}}{\text{prebloom}}$  | -                        | -                         | Dormant or delayed-dormant use only.   | x                  | x                     | x                           |

continues on next page

continues on next page

## PEARS

### CONTINUED: Delayed Dormant (Stages 1 and 2: Apply before bud scales drop to minimize injury.) - *Insects & Mites (amount per acre)*

| Product and formulation                  | Resistance management group<br>(see page 21) | European red mite | Grape mealybug | Leafrollers <sup>#</sup> | Lygus bug  | Pear blister mite | Pear psylla <sup>#</sup> | Pear rust mite | Scale insects | REI<br>PHI       | Maximum amount/acre/year | Maximum applications/year | Remarks              | Bees (see page 20) | Buffers (see page 20) | Surface water (see page 20) |
|--|--|-------------------|----------------|--------------------------|------------|-------------------|--------------------------|----------------|---------------|------------------|--------------------------|---------------------------|----------------------|--------------------|-----------------------|-----------------------------|
| Thionex 3EC (endosulfan)<br>RUP; Generic | 2A   | 3.33 qt           | -              | -                        | 3.33 qt    | -                 | 3.33 qt                  | -              | 3.33 qt       | $\frac{2}{7}$ d  | 2.5 lb<br>ai             | 2                         | Closed cab required. | x                  | x                     | x                           |
| Warrior II EC**<br>RUP                   | 3  | 1.3-2.5 oz        | -              | -                        | 1.3-2.5 oz | -                 | 1.3-2.5 oz               | -              | 1.3-2.5 oz    | $\frac{1}{21}$ d | 12.8<br>oz               | -                         | -                    | x                  | x                     | x                           |

RUP = restricted use pesticide.

Generic = other materials with the same active ingredient are available.

\*\*Pyrethroid: pear psylla has developed resistance to pyrethroid insecticides. Control at recommended rates has been poor in some orchards in the Mid-Columbia area.

Use pyrethroid insecticides conservatively to maintain effectiveness as long as possible.

<sup>#</sup>This pest has a history of developing resistance to chemical controls. Careful resistance management practices (alternating control chemistry if possible, careful use of products, and use of biological control where feasible) are strongly recommended.

## PEARS

### Delayed Dormant (Stages 1 and 2: Apply before bud scales drop to minimize injury.) - *Diseases (efficacy rating\* and amount per acre)*

| Product and formulation | Resistance management group<br>(see page 21) | Fire blight  | Pseudomonas blossom blast | REI<br>PHI      | Maximum amount/acre/year | Maximum applications/year | Remarks                                | Bees (see page 20) | Buffers (see page 20) | Surface water (see page 20) |
|-------------------------|--|--------------|---------------------------|-----------------|--------------------------|---------------------------|--|--------------------|-----------------------|-----------------------------|
| HMO +                   | -  | 4-6 gal      | 4-6 gal                   | $\frac{4}{-}$ h | -                        | -                         | Do not exceed 8 gal/acre oil prebloom. | -                  | -                     | x                           |
| Fixed copper (50-53%)   | M1   | F**<br>16 lb | 16 lb                     | $\frac{1}{-}$ d | -                        | -                         | See footnote 5, page 46.               | -                  | -                     | x                           |

\*Efficacy ratings: E-excellent, G-good, M-moderate, F-fair, P-poor control. See page 49 for ratings of fungicides and bactericides for other pear diseases.

\*\*Resistant pathogens will lower the effectiveness of these materials.

# PEARS

## Cluster Bud through Pink (Stages 3, 4, and 5) - Insects & Mites (amount per acre)

| Product and formulation   | Resistance management group (see page 21) | Aphids     | Grape mealybug | Green fruit worm | Leafrollers#             | Lygus bug | Pear psylla# | Pear psylla adults# | Pear rust mite | San Jose scale | Spider mites# | Stinkbug  | Thrips    | REI<br>PHI         | Maximum amount/acre/year | Maximum applications/year | Bees (see page 20) | Buffers (see page 20) | Surface water (see page 20) |
|---|---|------------|----------------|------------------|--------------------------|-----------|--------------|---------------------|----------------|----------------|---------------|-----------|-----------|--------------------|--------------------------|---------------------------|--------------------|-----------------------|-----------------------------|
| Actara 25WDG  | 4A  | 5.5 oz     | 5.5 oz         | -                | -                        | -         | 5.5 oz       | -                   | -              | -              | -             | -         | -         | 12 h<br>14 or 35 d | 16.5 oz                  | -                         | x                  | x                     | x                           |
| Remarks: Apply at early pink.   |   |            |                |                  |                          |           |              |                     |                |                |               |           |           |                    |                          |                           |                    |                       |                             |
| Altacor   | 28  | -          | -              | -                | 3-4.5 oz                 | -         | -            | -                   | -              | -              | -             | -         | -         | 4 h<br>14 d        | 9 oz                     | 4                         | -                  | -                     | x                           |
| Remarks: Use 100 gal/A to 200 gal/A water. Do not use an adjuvant with Altacor within 60 days of harvest.   |   |            |                |                  |                          |           |              |                     |                |                |               |           |           |                    |                          |                           |                    |                       |                             |
| Asana XL**<br>RUP   | 3   | -          | -              | -                | -                        | -         | -            | 10-19 oz            | -              | -              | -             | -         | -         | 12 h<br>28 d       | -                        | -                         | x                  | x                     | x                           |
| Assail 30SG   | 4A  | 2.5-8 oz   | 2.5-8 oz       | -                | -                        | -         | 2.5-8 oz     | -                   | -              | -              | -             | -         | -         | 12 h<br>7 d        | 32 oz                    | 4                         | x                  | -                     | -                           |
| Remarks: Addition of HMO at up to 0.5% of spray volume has been shown to improve activity and suppress spider mites.  |   |            |                |                  |                          |           |              |                     |                |                |               |           |           |                    |                          |                           |                    |                       |                             |
| Assail 70WP   | 4A  | 1.1-3.4 oz | 1.1-3.4 oz     | -                | -                        | -         | 1.1-3.4 oz   | -                   | -              | -              | -             | -         | -         | 12 h<br>7 d        | 13.5 oz                  | 4                         | x                  | -                     | -                           |
| Remarks: Addition of HMO at up to 0.5% of spray volume has been shown to improve activity and suppress spider mites.  |   |            |                |                  |                          |           |              |                     |                |                |               |           |           |                    |                          |                           |                    |                       |                             |
| Battalion 0.2EC**<br>RUP  | 3   | -          | -              | -                | -                        | -         | -            | 7-14 oz             | -              | -              | -             | -         | -         | 12 h<br>21 d       | 26.9 oz                  | -                         | x                  | x                     | x                           |
| <i>Bacillus thuringiensis</i> (B.t.)<br>(Deliver, Dipel, Javelin)   | 11B2                                      | -          | -              | -                | Rates vary;<br>see label | -         | -            | -                   | -              | -              | -             | -         | -         | 4 h<br>0 d         | -                        | -                         | -                  | -                     | -                           |
| Remarks: Apply when temperatures will exceed 60°F. For effective control, 2 or 3 sprays usually are needed. Pink and petal fall sprays are most critical. Apply sprays 14-21 days apart. Complete coverage is necessary for good control. |   |            |                |                  |                          |           |              |                     |                |                |               |           |           |                    |                          |                           |                    |                       |                             |
| Calypso 4F  | 4A  | 4-8 oz     | 4-8 oz         | -                | -                        | -         | 6-8 oz       | -                   | -              | -              | -             | -         | -         | 12 h<br>30 d       | 16 oz                    | -                         | x                  | x                     | -                           |
| Carzol SP   | 1A  | -          | -              | -                | -                        | 1-1.25 lb | -            | -                   | -              | -              | -             | 1-1.25 lb | 1-1.25 lb | 5 d<br>-           | 1.25 lb                  | 1                         | x                  | -                     | x                           |
| Centaur 70WDG   | 16  | -          | -              | -                | -                        | -         | 34.5 oz      | -                   | -              | -              | -             | -         | -         | 12 h<br>14 d       | 69 oz                    | 2                         | -                  | -                     | -                           |
| Danitol 2.4EC**<br>RUP  | 3   | -          | -              | -                | -                        | -         | -            | 16-21 oz            | -              | -              | -             | -         | -         | 1 d<br>14 d        | 2.66 pt                  | -                         | x                  | x                     | x                           |
| Delegate 25WG   | 5   | -          | -              | -                | 4.5-7 oz                 | -         | 6-7 oz       | -                   | -              | -              | -             | -         | -         | 4 h<br>7 d         | 28 oz                    | 4                         | x                  | -                     | x                           |
| Remarks: Adjuvant may improve control.  |   |            |                |                  |                          |           |              |                     |                |                |               |           |           |                    |                          |                           |                    |                       |                             |

continues on next page

continues on next page



# PEARS

## CONTINUED: Cluster Bud through Pink (Stages 3, 4, and 5) - Insects & Mites (amount per acre)

| Product and formulation | Resistance management group (see page 21)   | Aphids | Grape mealybug | Green fruit worm | Leafrollers# | Lygus bug | Pear psylla# | Pear psylla adults# | Pear rust mite | San Jose scale | Spider mites# | Stinkbug | Thrips | REI/PHI                                | Maximum amount/acre/year | Maximum applications/year | Bees (see page 20) | Buffers (see page 20) | Surface water (see page 20) |
|-------------------------|---|--------|----------------|------------------|--------------|-----------|--------------|---------------------|----------------|----------------|---------------|----------|--------|--|--------------------------|---------------------------|--------------------|-----------------------|-----------------------------|
| Entrust 80WP            | 5   | -      | -              | -                | 2-3 oz       | -         | -            | -                   | -              | -              | -             | -        | -      | $\frac{4 \text{ h}}{7 \text{ d}}$      | 9 oz                     | -                         | x                  | -                     | x                           |
| Remarks:                | Do not exceed 3 applications for leafroller control per year.   |        |                |                  |              |           |              |                     |                |                |               |          |        |  |                          |                           |                    |                       |                             |
| Envirdor 2SC            | 23  | -      | -              | -                | -            | -         | -            | -                   | 18 oz          | -              | 18 oz         | -        | -      | $\frac{12 \text{ h}}{7 \text{ d}}$     | 18 oz                    | 1                         | x                  | -                     | x                           |
| Esteem 35WP             | 7C  | -      | -              | -                | 4-5 oz       | -         | 4-5 oz       | -                   | -              | 4-5 oz         | -             | -        | -      | $\frac{12 \text{ h}}{45 \text{ d}}$    | 10 oz                    | 2                         | -                  | -                     | x                           |
| Remarks:                | Apply as overwintering leafroller larvae become active. Will provide leafroller suppression as part of a season-long program. |        |                |                  |              |           |              |                     |                |                |               |          |        |  |                          |                           |                    |                       |                             |
| Fujimite 5EC            | 21A   | -      | -              | -                | -            | -         | 2 pt         | -                   | 2 pt           | -              | 2 pt          | -        | -      | $\frac{12 \text{ h}}{14 \text{ d}}$    | 2 pt                     | 2                         | -                  | x                     | x                           |
| Remarks:                | To avoid resistance development, do not rotate with Nexter.   |        |                |                  |              |           |              |                     |                |                |               |          |        |  |                          |                           |                    |                       |                             |
| Intrepid 2F             | 18  | -      | -              | -                | 16 oz        | -         | -            | -                   | -              | -              | -             | -        | -      | $\frac{4 \text{ h}}{14 \text{ d}}$     | 64 oz                    | -                         | -                  | x                     | x                           |
| Remarks:                | Make 1-2 applications against overwintering generation larvae, depending on pest pressure.                                    |        |                |                  |              |           |              |                     |                |                |               |          |        |  |                          |                           |                    |                       |                             |
| Nexter 75WP             | 21A   | -      | -              | -                | -            | -         | 4.4-7 oz     | -                   | 4.4-7 oz       | -              | 4.4-7 oz      | -        | -      | $\frac{12 \text{ h}}{7 \text{ d}}$     | 10.67 oz                 | 1                         | x                  | -                     | x                           |
| Remarks:                | To avoid resistance development, do not rotate with Fujimite.   |        |                |                  |              |           |              |                     |                |                |               |          |        |  |                          |                           |                    |                       |                             |
| Pounce 25WP**<br>RUP    | 3   | -      | -              | -                | -            | -         | -            | 12.8-16 oz          | -              | -              | -             | -        | -      | $\frac{12 \text{ h}}{\text{prebloom}}$ | 2.6 lb                   | -                         | x                  | x                     | x                           |
| Remarks:                | Prebloom only.  |        |                |                  |              |           |              |                     |                |                |               |          |        |  |                          |                           |                    |                       |                             |
| Proaxis 0.5EC**<br>RUP  | 3   | -      | -              | -                | -            | -         | -            | 2.6-5.1 oz          | -              | -              | -             | -        | -      | $\frac{24 \text{ h}}{21 \text{ d}}$    | 1.6 pt                   | -                         | -                  | -                     | x                           |
| Proclaim 5SG<br>RUP     | 6   | -      | -              | 3.2-4.8 oz       | 3.2-4.8 oz   | -         | 3.2-4.8 oz   | -                   | -              | -              | -             | -        | -      | $\frac{12 \text{ h}}{14 \text{ d}}$    | 14.4 oz                  | -                         | x                  | x                     | x                           |
| Remarks:                | Ground application only.  |        |                |                  |              |           |              |                     |                |                |               |          |        |  |                          |                           |                    |                       |                             |
| Success 2L              | 5   | -      | -              | -                | 6-10 oz      | -         | -            | -                   | -              | -              | -             | -        | -      | $\frac{4 \text{ h}}{7 \text{ d}}$      | 29 oz                    | -                         | x                  | -                     | x                           |
| Remarks:                | Do not exceed 3 applications for leafroller control per year.   |        |                |                  |              |           |              |                     |                |                |               |          |        |  |                          |                           |                    |                       |                             |
| Surround WP             | -   | -      | -              | -                | -            | -         | 50 lb        | -                   | -              | -              | -             | -        | -      | $\frac{1 \text{ d}}{0 \text{ d}}$      | -                        | -                         | -                  | -                     | -                           |
| Remarks:                | Apply in 200 gal of water.  |        |                |                  |              |           |              |                     |                |                |               |          |        |  |                          |                           |                    |                       |                             |

continues on next page

continues on next page

# PEARS

## CONTINUED: Cluster Bud through Pink (Stages 3, 4, and 5) - Insects & Mites (amount per acre)

| Product and formulation | Resistance management group (see page 21) | Aphids  | Grape mealybug | Green fruit worm | Leafrollers <sup>#</sup> | Lygus bug | Pear psylla <sup>#</sup> | Pear psylla adults <sup>#</sup> | Pear rust mite | San Jose scale | Spider mites <sup>#</sup> | Stinkbug | Thrips | REI/PHI                            | Maximum amount/acre/year | Maximum applications/year | Bees (see page 20) | Buffers (see page 20) | Surface water (see page 20) |
|-------------------------|---|---|----------------|------------------|--------------------------|-----------|--------------------------|---------------------------------|----------------|----------------|---------------------------|----------|--------|------------------------------------|--------------------------|---------------------------|--------------------|-----------------------|-----------------------------|
| Thionex 50W<br>RUP      | 2A  | -   | -              | 4-5 lb           | -                        | 4-5 lb    | -                        | -                               | 4-5 lb         | -              | -                         | 4-5 lb   | 4-5 lb | $\frac{4 \text{ d}}{7 \text{ d}}$  | 2.5 lb ai                | 2                         | x                  | x                     | x                           |
|                         | Remarks:                                  | Closed-cab required, see label for permitted exceptions. Ground application only. |                |                  |                          |           |                          |                                 |                |                |                           |          |        |                                    |                          |                           |                    |                       |                             |
| Warrior II EC**<br>RUP  | 3   | -   | -              | -                | -                        | -         | -                        | 1.3-2.5 oz                      | -              | -              | -                         | -        | -      | $\frac{1 \text{ d}}{21 \text{ d}}$ | 12.8 oz                  | -                         | x                  | x                     | x                           |

RUP = restricted use pesticide.

\*\*Pyrethroid: pear psylla has developed resistance to pyrethroid insecticides. Control at recommended rates has been poor in some orchards in the Mid-Columbia area.

Use pyrethroid insecticides conservatively to maintain effectiveness as long as possible.

<sup>#</sup>This pest has a history of developing resistance to chemical controls. Careful resistance management practices (alternating control chemistry if possible, careful use of products, and use of biological control where feasible) are strongly recommended.

# PEARS

## Cluster Bud through Pink (Stages 3, 4, and 5) - Diseases (efficacy rating\* and amount per acre)

| Product and formulation   | Resistance management group (see page 21) | Powdery Mildew see footnote 1, page 46. | Scab see footnote 1, page 46. | REI<br>PHI                 | Maximum amount/acre/year | Maximum applications/year | Remarks   | Bees (see page 20) | Buffers (see page 20) | Surface water (see page 20) |
|---------------------------|---|---|-------------------------------|----------------------------|--------------------------|---------------------------|---|--------------------|-----------------------|-----------------------------|
| Flint 50WG                | 11  | <u>E**</u><br>2-2.5 oz                  | <u>E**</u><br>2-2.5 oz        | <u>12 h</u><br><u>14 d</u> | 11 oz                    | 4                         | Do not apply more than 2 sequential applications. See footnote 6, page 46.                              | -                  | -                     | x                           |
| Mancozeb 75 DF<br>Generic | M3  | -                                       | <u>E</u><br>3 or 6 lb         | <u>1 d</u><br><u>77 d</u>  | 21 or 24 lb              | -                         | Do not apply more than 21 lb/A/year at 3-lb rate or 24 lb/A/year at 6-lb rate. See footnote 4, page 46. | -                  | -                     | x                           |
| Pristine                  | 11 + 3                                    | <u>E</u><br>14.5-18.5 oz                | <u>G-E**</u><br>14.5-18.5 oz  | <u>12 h</u><br><u>0 d</u>  | 74 oz                    | 4                         | Do not apply more than 2 sequential applications. See footnote 6, page 46.                              | -                  | -                     | x                           |
| Procure 480SC             | 3   | <u>E**</u><br>8-16 oz                   | <u>G**</u><br>8-16 oz         | <u>12 h</u><br><u>14 d</u> | 64 oz                    | -                         | -   | -                  | -                     | x                           |
| Syllit FL                 | M7  | -                                       | <u>E**</u><br>4.5 pt          | <u>2 d</u><br><u>7 d</u>   | -                        | 6                         | -   | -                  | -                     | x                           |

\*Efficacy ratings: E-excellent, G-good, M-moderate, F-fair, P-poor control. See page 49 for ratings of fungicides and bactericides for other pear diseases.

\*\*Resistant pathogens will lower the effectiveness of these fungicides.

Generic = other materials with the same active ingredient are available.

# PEARS

## Bloom – Codling moth mating disruption (amount per acre)

| Product and formulation | Resistance management group (see page 21) | Codling moth | REI<br>PHI         | Maximum amount/acre/year | Maximum applications/year | Remarks  | Bees (see page 20) | Buffers (see page 20) | Surface water (see page 20) |
|-------------------------|---|--------------|--------------------|--------------------------|---------------------------|--|--------------------|-----------------------|-----------------------------|
| Checkmate CM-XL 1000    | -   | 120-200 ties | $\frac{0}{d}$<br>- | -                        | -                         | Other products are available, but experience is limited with those products. If pest pressure is high, combine with one or more insecticide applications against the first generation. Treat with insecticides against the second generation if pressure remains high. If lower application rates are used, supplemental treatment with insecticides may be necessary. | -                  | -                     | -                           |
| Checkmate Puffer CM-O   | -   | 1-2 puffers  | $\frac{0}{d}$<br>- | -                        | -                         |  | -                  | -                     | -                           |
| Isomate-C Plus          | -   | 400 ties     | $\frac{0}{d}$<br>- | -                        | -                         |  | -                  | -                     | -                           |
| Isomate-CTT             | -   | 200 ties     | $\frac{0}{d}$<br>- | -                        | -                         |  | -                  | -                     | -                           |
| Nomate CM               | -   | 300-400 ties | $\frac{0}{d}$<br>- | -                        | -                         |  | -                  | -                     | -                           |

# PEARS

## Bloom - Diseases (efficacy rating\* and amount per acre)

| Product and formulation                | Resistance management group (see page 21) | Fire blight#        | REI<br>PHI   | Maximum amount/acre/year | Maximum applications/year | Remarks  | Bees (see page 20) | Buffers (see page 20) | Surface water (see page 20) |
|--|---|---------------------|--------------|--------------------------|---------------------------|--|--------------------|-----------------------|-----------------------------|
| Agrimycin 17 (streptomycin)<br>Generic | 25  | F-G**<br>28.8 oz    | 12 h<br>30 d | -                        | -                         | Extensive resistance to streptomycin has been found throughout the Mid-Columbia area. Do not exceed 1 lb per 100 gal of water. 2-year shelf life.  | -                  | -                     | -                           |
| BlightBan A506                         | biological                                | F<br>5-7 oz         | 4 h<br>-     | -                        | -                         | Use the 5 oz rate in 50-150 GPA and the 7 oz rate in 200-300 GPA. Use at 20% and again at 50% bloom. Works best at the beginning of an infection period. Do not use with terramycin or copper-based products. Allow at least 5 days between applications of this product and terramycin. Must be integrated with other fire blight control tactics. The addition of chelated iron as Sequestrene 138 at 1 lb/100 gal water in a tank mix with BlightBan improves disease control over BlightBan alone. This is a safe and legal use; however, it would remove the registrant from any legal/financial responsibility.<br><br><i>Do not use straight iron sulfate in the tank mix as that use will burn flowers and russet fruit.</i> | -                  | -                     | -                           |
| Bloomtime Biological FD                | biological                                | F<br>0.33-0.44 lb   | 4 h<br>-     | -                        | -                         | Use at 15 to 20% bloom and again at full bloom to petal fall. Do not apply after fruit set. Do not use with terramycin or copper-based products. Allow at least 7 days between applications of this product and terramycin. The unformulated active ingredient works well. This product alone will not control fire blight and must be integrated into a regular antibiotic schedule.  | -                  | -                     | -                           |
| Mycoshield (terramycin)<br>Generic     | 41  | F-G**<br>8 or 16 oz | 12 h<br>60 d | 5 lb                     | 5                         | Apply at the rate of 8 oz in 50 gal or 16 oz in 100 gal of water. Do not use higher gallonages because the effectiveness of terramycin is reduced.   | -                  | -                     | -                           |

\*Efficacy ratings: E-excellent, G-good, M-moderate, F-fair, P-poor control. See page 49 for ratings of fungicides and bactericides for other pear diseases.

\*\*Resistant pathogens will lower the effectiveness of these bactericides.

# For best results, use predictive model (Cougarblight) to time applications. See page 24.

Generic = other materials with the same active ingredient are available.

# PEARS

| Petal Fall - Insects & Mites (amount per acre)             |   |                |                       |                         |              |                |                |               |                    |                          |                           |  |                    |                       |                             |
|--|---|----------------|-----------------------|-------------------------|--------------|----------------|----------------|---------------|--------------------|--------------------------|---------------------------|--|--------------------|-----------------------|-----------------------------|
| Product and formulation                                    | Resistance management group (see page 21) | Grape mealybug | Leafrollers#          | Pear leaf curling midge | Pear psylla# | Pear rust mite | San Jose scale | Spider mites# | REI<br>PHI         | Maximum amount/acre/year | Maximum applications/year | Remarks  | Bees (see page 20) | Buffers (see page 20) | Surface water (see page 20) |
| Acramite 50WS  | 25  | -              | -                     | -                       | -            | -              | -              | 0.75-1 lb     | 12 h<br>7 d        | -                        | 1                         | -  | x                  | -                     | x                           |
| Actara 25WDG   | 4A  | 5.5 oz         | -                     | -                       | 5.5 oz       | -              | -              | -             | 12 h<br>14 or 35 d | 16.5 oz                  | -                         | -  | x                  | x                     | x                           |
| Agri-Mek 0.15EC<br>RUP, Generic                            | 6   | -              | -                     | -                       | 16-20 oz     | 16-20 oz       | 16-20 oz       | 16-20 oz      | 12 h<br>28 d       | 40 oz                    | 2                         | Apply in combination with oil at 0.25% of spray volume. Alternate Agri-Mek with other available acaricides as a resistance management strategy.  | x                  | x                     | x                           |
| + HMO  | -   | -              | -                     | -                       | 1 gal        | 1 gal          | 1 gal          | 1 gal         | 4 h<br>-           | -                        | -                         | Higher rates of oil when used in combination with Agri-Mek can mark the fruit, especially Anjou and Bartlett.  | -                  | -                     | x                           |
| Altacor 35WDG  | 28  | -              | 3-4.5 oz              | -                       | -            | -              | -              | -             | 4 h<br>14 d        | 9 oz                     | 4                         | Use 100 gal/A to 200 gal/A water. Do not use an adjuvant with Altacor within 60 days of harvest.   | -                  | -                     | x                           |
| Apollo 50SC  | 10A                                       | -              | -                     | -                       | -            | -              | -              | 4-8 oz        | 12 h<br>21 d       | -                        | 1                         | Ground application only. Do not use any combination of Apollo, Onager, and Savey in the same growing season.   | -                  | x                     | -                           |
| Assail 30SG  | 4A  | 4-8 oz         | -                     | -                       | 4-8 oz       | -              | -              | -             | 12 h<br>7 d        | 32 oz                    | 4                         | Addition of HMO at up to 0.5% of spray volume has been shown to improve activity and suppress spider mites   | x                  | -                     | -                           |
| Assail 70WP  | 4A  | 1.7-3.4 oz     | -                     | -                       | 1.7-3.4 oz   | -              | -              | -             | 12 h<br>7 d        | 13.5 oz                  | 4                         | Addition of HMO at up to 0.5% of spray volume has been shown to improve activity and suppress spider mites   | x                  | -                     | -                           |
| Bacillus thuringiensis (B.t.)<br>(Deliver, Dipel, Javelin) | 11B2                                      | -              | Rates vary; see label | -                       | -            | -              | -              | -             | 4 h<br>0 d         | -                        | -                         | Apply when temperatures will exceed 60°F. For effective control, 2 or 3 sprays usually are needed. Pink and petal fall sprays are most critical. Apply sprays 14-21 days apart. Complete coverage is necessary for good control. | -                  | -                     | -                           |
| Calypso 4F   | 4A  | 4-8 oz         | -                     | 4-8 oz                  | 6-8 oz       | -              | -              | -             | 12 h<br>30 d       | 16 oz                    | -                         | -  | x                  | x                     | -                           |
| Delegate 25WG  | 5   | -              | 4.5-7 oz              | -                       | 6-7 oz       | -              | -              | -             | 4 h<br>7 d         | 28 oz                    | 4                         | -  | x                  | -                     | x                           |
| Diazinon 50WP<br>RUP; Generic                              | 1B  | 4 lb           | -                     | -                       | -            | -              | -              | -             | 4 d<br>21 d        | 4 lb                     | 2                         | Closed cab required. One dormant and one in-season foliar application allowed.   | x                  | x                     | x                           |
| Entrust 80WP   | 5   | -              | 2-3 oz                | -                       | -            | -              | -              | -             | 4 h<br>7 d         | 9 oz                     | -                         | -  | x                  | -                     | x                           |
| Envirdor 2SC   | 23  | -              | -                     | -                       | -            | 16-18 oz       | -              | 16-18 oz      | 12 h<br>7 d        | 18 oz                    | 1                         | -  | x                  | -                     | x                           |
| Esteem 35WP  | 7C  | -              | 4-5 oz                | -                       | 4-5 oz       | -              | 4-5 oz         | -             | 12 h<br>45 d       | 10 oz                    | 2                         | Will provide leafroller suppression as part of a season-long program.  | -                  | -                     | x                           |

continues on next page

continues on next page

# PEARS

| CONTINUED Petal Fall - <i>Insects &amp; Mites (amount per acre)</i>  |   |                |                          |                         |                          |                |                |                           |                           |                          |                           |   |                    |                       |                             |
|--|---|----------------|--------------------------|-------------------------|--------------------------|----------------|----------------|---------------------------|---------------------------|--------------------------|---------------------------|---|--------------------|-----------------------|-----------------------------|
| Product and formulation  | Resistance management group (see page 21) | Grape mealybug | Leafrollers <sup>#</sup> | Pear leaf curling midge | Pear psylla <sup>#</sup> | Pear rust mite | San Jose scale | Spider mites <sup>#</sup> | REI/PHI                   | Maximum amount/acre/year | Maximum applications/year | Remarks   | Bees (see page 20) | Buffers (see page 20) | Surface water (see page 20) |
| Fujimite 5EC   | 21A                                       | -              | -                        | -                       | 2 pt                     | 2 pt           | -              | 2 pt                      | <u>12 h</u><br>14 d       | 2 pt                     | 2                         | To avoid resistance development, do not rotate with Nexter.   | -                  | x                     | x                           |
| Guthion Solupak 50WP (azinphosmethyl)<br><small>RUP; Generic</small> | 1B  | 2 lb           | -                        | 2 lb                    | -                        | -              | -              | -                         | <u>14 d</u><br>14 or 21 d | 3 or 4 lb                | -                         | Increase PHI to 21 days if last application is over 2 lb. High rates may be damaging to predatory mites.  | x                  | x                     | x                           |
| Imidan 70W   | 1B  | 5 lb           | -                        | -                       | -                        | -              | -              | -                         | <u>3 d</u><br>7 d         | 16 lb                    | -                         | Use caution near cherry orchards due to phytotoxicity on certain cherry varieties.  | x                  | -                     | x                           |
| Intrepid 2F  | 18  | -              | 16 oz                    | -                       | -                        | -              | -              | -                         | <u>4 h</u><br>14 d        | 64 oz                    | -                         | Make 1-2 applications against overwintering generation larvae, depending on pest pressure.  | -                  | x                     | x                           |
| Kanemite 15SC  | 20B                                       | -              | -                        | -                       | -                        | -              | -              | 21-31 oz                  | <u>12 h</u><br>14 d       | 62 oz                    | 2                         | -   | -                  | x                     | x                           |
| Nexter 75WP  | 21A                                       | -              | -                        | -                       | -                        | 4.4-10.6 oz    | -              | 4.4-10.6 oz               | <u>12 h</u><br>7 d        | 10.67 oz                 | 1                         | Effective against European red mite and pear rust mite. Good coverage essential. Results for McDaniel and twospotted spider mites are inconsistent. To avoid resistance development, do not rotate with Fujimite. | x                  | -                     | x                           |
| Onager 1EC   | 10A                                       | -              | -                        | -                       | -                        | -              | -              | 16-24 oz                  | <u>12 h</u><br>28 d       | -                        | 1                         | Do not use any combination of Apollo, Onager, and Savey in the same growing season.   | -                  | -                     | x                           |
| Proclaim 5SG<br><small>RUP</small>                                   | 6   | -              | 3.2-4.8 oz               | -                       | -                        | -              | -              | -                         | <u>12 h</u><br>14 d       | 14.4 oz                  | -                         | May provide pear psylla suppression at this timing. Ground application only.  | x                  | x                     | x                           |
| Provado 1.6F (imidacloprid)<br><small>Generic</small>                | 4A  | 20 oz          | -                        | -                       | 20 oz                    | -              | -              | -                         | <u>12 h</u><br>7 d        | 40 oz                    | -                         | Postbloom only.   | x                  | x                     | x                           |
| Savey 50DF   | 10A                                       | -              | -                        | -                       | -                        | -              | -              | 4-6 oz                    | <u>12 h</u><br>28 d       | -                        | 1                         | Do not use any combination of Apollo, Onager, and Savey in the same growing season.   | -                  | -                     | x                           |
| Success 2L   | 5   | -              | 6-10 oz                  | -                       | -                        | -              | -              | -                         | <u>4 h</u><br>7 d         | 29 oz                    | -                         | Do not exceed 3 applications/year for leafroller control.   | x                  | -                     | x                           |
| Ultor 1.25SC   | 23  | -              | -                        | -                       | -                        | -              | 10-14 oz       | -                         | <u>1 d</u><br>7 d         | 40 oz                    | -                         | Continued registration of Ultor was in question when this guide went to press in January 2010. Do not apply before petal fall. Surfactant is required, see label.   | x                  | -                     | x                           |
| Vendex 50WP<br><small>RUP</small>                                    | 12B                                       | -              | -                        | -                       | -                        | 1.5-2 lb       | -              | 1.5-2 lb                  | <u>2 d</u><br>14 d        | 4 lb                     | 2                         | Resistance may be present in some orchards.   | -                  | x                     | x                           |
| Zeal 72 WDG  | 10B                                       | -              | -                        | -                       | -                        | -              | -              | 2-3 oz                    | <u>12 h</u><br>14 d       | 3 oz                     | 1                         | Primarily ovicidal/larvicidal.  | -                  | -                     | x                           |

RUP = restricted use pesticide.

Generic = other materials with the same active ingredient are available.

<sup>#</sup>This pest has a history of developing resistance to chemical controls. Careful resistance management practices (alternating control chemistry if possible, careful use of products, and use of biological control where feasible) are strongly recommended.

# PEARS

## Petal Fall - Diseases (efficacy rating\* and amount per acre)

| Product and formulation  | Resistance management group (see page 21) | Bulls-eye rot      | Powdery mildew, see footnote 5, page 46 | Scab, see footnote 5, page 46 | REI<br>PHI                 | Maximum amount/acre/year | Maximum applications/year | Remarks   | Bees (see page 20) | Buffers (see page 20) | Surface water (see page 20) |
|--------------------------|---|--------------------|---|-------------------------------|----------------------------|--------------------------|---------------------------|---|--------------------|-----------------------|-----------------------------|
| Flint 50WG               | 11  | -                  | <u>E**</u><br>2-2.5 oz                  | <u>E**</u><br>2-2.5 oz        | <u>12 h</u><br><u>14 d</u> | 11 oz                    | 4                         | Do not apply more than 2 sequential applications. See footnote 6, page 46.                              | -                  | -                     | x                           |
| Mancozeb 75DF<br>Generic | M3  | <u>P</u><br>3 lb   | -                                       | <u>E</u><br>3 or 6 lb         | <u>1 d</u><br><u>77 d</u>  | 21 or 24 lb              | -                         | Do not apply more than 21 lb/A/year at 3-lb rate or 24 lb/A/year at 6-lb rate. See footnote 4, page 46. | -                  | -                     | x                           |
| Pristine                 | 11 + 3                                    | -                  | <u>E</u><br>14.5-18.5 oz                | <u>G-E**</u><br>14.5-18.5 oz  | <u>12 h</u><br><u>0 d</u>  | 74 oz                    | 4                         | Do not apply more than 2 sequential applications. See footnote 6, page 46.                              | -                  | -                     | x                           |
| Procure 480SC            | 3   | -                  | <u>E**</u><br>8-16 oz                   | <u>G**</u><br>8-16 oz         | <u>12 h</u><br><u>14 d</u> | 64 oz                    | -                         | -   | -                  | -                     | x                           |
| Syllit FL                | M7  | -                  | -                                       | <u>E**</u><br>4.5 pt          | <u>2 d</u><br><u>7 d</u>   | -                        | 6                         | -   | -                  | -                     | x                           |
| Ziram 76DF               | M3  | <u>F</u><br>6-8 lb | -                                       | <u>F</u><br>6-8 lb            | <u>2 d</u><br><u>5 d</u>   | 32 lb                    | -                         | See footnote 3, page 46.  | -                  | -                     | x                           |

\*Efficacy ratings: E-excellent, G-good, M-moderate, F-fair, P-poor control. See page 49 for ratings of fungicides and bactericides for other pear diseases.

\*\*Resistant pathogens will lower the effectiveness of these fungicides.

Generic = other materials with the same active ingredient are available.



## PEARS

### Post-petal Fall - Insects & Mites (amount per acre)

| Product and formulation         | Resistance management group (see page 21) | Pear psylla <sup>#</sup> | San Jose scale | Spider mites <sup>#</sup> | REI<br>PHI                          | Maximum amount/acre/year | Maximum applications/year | Remarks   | Bees (see page 20) | Buffers (see page 20) | Surface water (see page 20) |
|---------------------------------|---|--------------------------|----------------|---------------------------|-------------------------------------|--------------------------|---------------------------|---|--------------------|-----------------------|-----------------------------|
| Agri-Mek 0.15EC<br>RUP, Generic | 6   | 16-20 oz                 | 16-20 oz       | 16-20 oz                  | $\frac{12 \text{ h}}{28 \text{ d}}$ | 40 oz                    | 2                         | See above under Petal Fall. Apply in combination with oil at 0.25% of spray volume.   | x                  | x                     | x                           |
| + HMO                           | -   | 1 gal                    | 1 gal          | 1 gal                     | $\frac{4 \text{ h}}{-}$             | -                        | -                         | Higher rates of oil when used in combination with Agri-Mek can mark the fruit, especially Anjou and Bartlett.   | -                  | -                     | x                           |
| Ultor 1.25SC                    | 23  | 10-14 oz                 | 10-14 oz       | -                         | $\frac{1 \text{ d}}{7 \text{ d}}$   | 40 oz                    | -                         | Continued registration of Ultor was in question when this guide went to press in January 2010. Do not apply before petal fall. Surfactant is required. Do not use Induce®. See label. | x                  | -                     | x                           |

RUP = restricted use pesticide.

Generic = other materials with the same active ingredient are available.

<sup>#</sup>This pest has a history of developing resistance to chemical controls. Careful resistance management practices (alternating control chemistry if possible, careful use of products, and use of biological control where feasible) are strongly recommended.

# PEARS

## Post-petal Fall - Diseases (efficacy rating\* and amount per acre)

| Product and formulation  | Resistance management group (see page 21) | Powdery mildew, see footnote 5, page 46 | Scab, see footnote 5, page 46 | REI/ PHI                   | Maximum amount/acre/year | Maximum applications/year | Remarks   | Bees (see page 20) | Buffers (see page 20) | Surface water (see page 20) |
|--------------------------|---|---|-------------------------------|----------------------------|--------------------------|---------------------------|---|--------------------|-----------------------|-----------------------------|
| Flint 50WG               | 11  | <u>E</u> **<br>2-2.5 oz                 | <u>E</u> **<br>2-2.5 oz       | <u>12 h</u><br><u>14 d</u> | 11 oz                    | 4                         | Do not apply more than 2 sequential applications. See footnote 6, page 46.                              | -                  | -                     | x                           |
| Mancozeb 75DF<br>Generic | M3  | -                                       | <u>E</u><br>3 or 6 lb         | <u>1 d</u><br><u>77 d</u>  | 21 or 24 lb              | -                         | Do not apply more than 21 lb/A/year at 3-lb rate or 24 lb/A/year at 6-lb rate. See footnote 4, page 46. | -                  | -                     | x                           |
| Pristine                 | 11 + 3                                    | <u>E</u><br>14.5-18.5 oz                | <u>G-E</u> **<br>14.5-18.5 oz | <u>12 h</u><br><u>0 d</u>  | 74 oz                    | 4                         | Do not apply more than 2 sequential applications. See footnote 6, page 46.                              | -                  | -                     | x                           |
| Procure 480SC            | 3   | <u>E</u> **<br>8-16 oz                  | <u>G</u> **<br>8-16 oz        | <u>12 h</u><br><u>14 d</u> | 64 oz                    | -                         | -   | -                  | -                     | x                           |
| Rubigan EC               | 3   | <u>E</u> **<br>8-12 oz                  | <u>G</u> **<br>8-12 oz        | <u>12 h</u><br><u>30 d</u> | 84 oz                    | -                         | -   | -                  | -                     | x                           |
| Syllit FL                | M7  | -                                       | <u>E</u> **<br>4.5 pt         | <u>2 d</u><br><u>7 d</u>   | -                        | 6                         | -   | -                  | -                     | x                           |

\*Efficacy ratings: E-excellent, G-good, M-moderate, F-fair, P-poor control. See page 49 for ratings of fungicides and bactericides for other pear diseases.

\*\*Resistant pathogens will lower the effectiveness of these fungicides.

Generic = other materials with the same active ingredient are available.

# PEARS

## Late Spring and Summer Cover Sprays - Insects & Mites (amount per acre) See footnote 2, page 46.

| Product and formulation  | Resistance management group (see page 21)  | Aphids     | Codling moth        | Grape mealybug | Leafrollers <sup>#</sup> | Pear psylla <sup>#</sup> | Pear rust mite | San Jose scale crawlers | Spider mites <sup>#</sup> | Stink bugs | REI/PHI            | Maximum amount/acre/year | Maximum applications/year | Bees (see page 20) | Buffers (see page 20) | Surface water (see page 20) |
|--|--|------------|---------------------|----------------|--------------------------|--------------------------|----------------|-------------------------|---------------------------|------------|--------------------|--------------------------|---------------------------|--------------------|-----------------------|-----------------------------|
| Acramite 50WS  | 25   | -          | -                   | -              | -                        | -                        | -              | -                       | 0.75-1 lb                 | -          | 12 h<br>7 d        | -                        | 1                         | x                  | -                     | x                           |
| Actara 25WDG   | 4A   | 4.5 oz     | -                   | 5.5 oz         | -                        | 5.5 oz                   | -              | -                       | -                         | -          | 12 h<br>14 or 35 d | 16.5 oz                  | -                         | x                  | x                     | x                           |
| Agri-Mek 0.15EC + RUP, Generic                                 | 6  | -          | -                   | -              | -                        | 16-20 oz                 | 16-20 oz       | -                       | 16-20 oz                  | -          | 12 h<br>28 d       | 40 oz                    | 2                         | x                  | x                     | x                           |
| Horticultural mineral oil (HMO)                                | -  | -          | -                   | -              | -                        | 1 gal                    | 1 gal          | 1 gal                   | 1 gal                     | -          | 4 h<br>-           | -                        | -                         | -                  | -                     | x                           |
| Remarks:   | Effectiveness of Agri-Mek diminishes in late season. Use up to second cover (late June). Alternate Agri-Mek with other available acaricides as a resistance management strategy. Apply in combination with HMO at 0.25% of spray volume. Higher rates of HMO when used in combination with Agri-Mek can mark the fruit, especially Anjou and Bartlett. |            |                     |                |                          |                          |                |                         |                           |            |                    |                          |                           |                    |                       |                             |
| Altacor 35WDG  | 28   | -          | 3-4.5 oz            | -              | 3-4.5 oz                 | -                        | -              | -                       | -                         | -          | 4 h<br>14 d        | 9 oz                     | 4                         | -                  | -                     | x                           |
| Remarks:   | Use 100 gal/A to 200 gal/A water. Do not use an adjuvant with Altacor within 60 days of harvest.   |            |                     |                |                          |                          |                |                         |                           |            |                    |                          |                           |                    |                       |                             |
| Apollo 50SC  | 10A  | -          | -                   | -              | -                        | -                        | -              | -                       | 4-8 oz                    | -          | 12 h<br>21 d       | -                        | 1                         | -                  | x                     | -                           |
| Remarks:   | Ground application only. Do not use any combination of Apollo, Onager, and Savey in the same growing season.   |            |                     |                |                          |                          |                |                         |                           |            |                    |                          |                           |                    |                       |                             |
| Assail 30SG  | 4A   | 2.5-4 oz   | 8 oz                | 4-8 oz         | -                        | 4-8 oz                   | -              | -                       | -                         | -          | 12 h<br>7 d        | 32 oz                    | 4                         | x                  | -                     | -                           |
| Remarks:   | Addition of HMO at up to 0.5% of spray volume has been shown to improve activity and suppress spider mites.  |            |                     |                |                          |                          |                |                         |                           |            |                    |                          |                           |                    |                       |                             |
| Assail 70WP  | 4A   | 1.1-1.7 oz | 3.4 oz              | 1.7-3.4 oz     | -                        | 1.7-3.4 oz               | -              | -                       | -                         | -          | 12 h<br>7 d        | 13.5 oz                  | 4                         | x                  | -                     | -                           |
| Remarks:   | Addition of HMO at up to 0.5% of spray volume has been shown to improve activity and suppress spider mites.  |            |                     |                |                          |                          |                |                         |                           |            |                    |                          |                           |                    |                       |                             |
| Avaunt 30 WG   | 22   | -          | 5-6 oz <sup>s</sup> | -              | -                        | -                        | -              | -                       | -                         | -          | 12 h<br>28 d       | 24 oz                    | 4                         | x                  | -                     | x                           |
| Remarks:   | Apply in spray volume of 200 gal/A or less.  |            |                     |                |                          |                          |                |                         |                           |            |                    |                          |                           |                    |                       |                             |
| <i>Bacillus thuringiensis</i> (B.t.) (Deliver, Dipel, Javelin) | 11B2   | -          | -                   | -              | Rates vary; see label    | -                        | -              | -                       | -                         | -          | 4 h<br>0 d         | -                        | -                         | -                  | -                     | -                           |
| Remarks:   | Apply when temperatures will exceed 60°F. For effective control, 2 or 3 sprays usually are needed. Pink and petal fall sprays are most critical. Apply sprays 14-21 days apart. Complete coverage is necessary for good control.   |            |                     |                |                          |                          |                |                         |                           |            |                    |                          |                           |                    |                       |                             |

continues on next page

continues on next page

# PEARS

## CONTINUED Late Spring and Summer Cover Sprays - Insects & Mites (amount per acre) See footnote 2, page 46.

| Product and formulation       | Resistance management group (see page 21) | Aphids  | Codling moth             | Grape mealybug | Leafrollers# | Pear psylla# | Pear rust mite | San Jose scale crawlers | Spider mites# | Stink bugs | REI/PHI      | Maximum amount/acre/year | Maximum applications/year | Bees (see page 20) | Buffers (see page 20) | Surface water (see page 20) |
|-------------------------------|---|---|--------------------------|----------------|--------------|--------------|----------------|-------------------------|---------------|------------|--------------|--------------------------|---------------------------|--------------------|-----------------------|-----------------------------|
| Calypso 4F                    | 4A  | 4 oz  | 4-8 oz                   | 4-8 oz         | -            | 6-8 oz       | -              | -                       | -             | -          | 12 h<br>30 d | 16 oz                    | -                         | x                  | x                     | -                           |
| Remarks:                      |   | For codling moth, apply first spray at start of egg laying to shortly before first egg hatch. Apply subsequent sprays at 2-week intervals.  |                          |                |              |              |                |                         |               |            |              |                          |                           |                    |                       |                             |
| Carpovirusine                 | -   | -   | 6.8-13.5 oz <sup>s</sup> | -              | -            | -            | -              | -                       | -             | -          | 12 h<br>0 d  | -                        | -                         | -                  | -                     | -                           |
| Remarks:                      |   | Granulosis virus applications will cause high larval mortality, but some superficial fruit damage (stings) may occur. Thorough coverage is necessary. Make first application at beginning of egg hatch and repeat at 10-day interval as needed to maintain control. |                          |                |              |              |                |                         |               |            |              |                          |                           |                    |                       |                             |
| Centaur 70WDG                 | 16  | -   | -                        | 34.5 oz        | -            | 34.5 oz      | -              | 34.5 oz                 | -             | -          | 12 h<br>14 d | 69 oz                    | 2                         | -                  | -                     | -                           |
| Remarks:                      |   | For scale crawlers, apply at peak emergence.  |                          |                |              |              |                |                         |               |            |              |                          |                           |                    |                       |                             |
| Clutch 50WDG                  | 4A  | 2-3 oz  | 6 oz <sup>s</sup>        | -              | -            | 4-6 oz       | -              | -                       | -             | -          | 12 h<br>7 d  | 6.4 oz                   | -                         | x                  | -                     | x                           |
| Cyd-X                         | -   | -   | 3 oz <sup>s</sup>        | -              | -            | -            | -              | -                       | -             | -          | 4 h<br>0 d   | -                        | -                         | -                  | -                     | -                           |
| Remarks:                      |   | Granulosis virus applications will cause high larval mortality, but some superficial fruit damage (stings) may occur. Thorough coverage is necessary. Make first application at beginning of egg hatch and repeat at 7-day interval as needed to maintain control.  |                          |                |              |              |                |                         |               |            |              |                          |                           |                    |                       |                             |
| + Nufilm-17                   | -   | -   | 8-16 oz                  | -              | -            | -            | -              | -                       | -             | -          | -            | -                        | -                         | -                  | -                     | -                           |
| Delegate 25WG                 | 5   | -   | 6-7 oz                   | -              | 4.5-7 oz     | 6-7 oz       | -              | -                       | -             | -          | 4 h<br>7 d   | 28 oz                    | 4                         | x                  | -                     | x                           |
| Diazinon 50WP<br>RUP; Generic | 1B  | -   | 4 lb                     | 4 lb           | -            | -            | -              | 4 lb                    | -             | -          | 4 d<br>21 d  | 4 lb                     | 2                         | x                  | x                     | x                           |
| Remarks:                      |   | Closed cab required. One dormant and one in-season foliar application allowed. Packing house may require longer PHI.  |                          |                |              |              |                |                         |               |            |              |                          |                           |                    |                       |                             |
| Entrust 80WP                  | 5   | -   | 2-3 oz <sup>s</sup>      | -              | 2-3 oz       | -            | -              | -                       | -             | -          | 4 h<br>7 d   | 9 oz                     | -                         | x                  | -                     | x                           |
| Remarks:                      |   | Do not exceed 3 applications per year for leafroller control.   |                          |                |              |              |                |                         |               |            |              |                          |                           |                    |                       |                             |
| Envirdor 2SC                  | 23  | -   | -                        | -              | -            | -            | 16-18 oz       | -                       | 16-18 oz      | -          | 12 h<br>7 d  | 18 oz                    | 1                         | x                  | -                     | x                           |
| Esteem 35WP                   | 7C  | -   | 4-5 oz                   | -              | 4-5 oz       | 4-5 oz       | -              | 4-5 oz                  | -             | -          | 12 h<br>45 d | 10 oz                    | 2                         | -                  | -                     | x                           |
| Remarks:                      |   | For scale crawlers, apply at beginning of emergence. HMO improves performance. Will provide leafroller suppression as part of a season-long program.  |                          |                |              |              |                |                         |               |            |              |                          |                           |                    |                       |                             |

continues on next page

continues on next page

# PEARS

## CONTINUED Late Spring and Summer Cover Sprays - Insects & Mites (amount per acre) See footnote 2, page 46.

| Product and formulation                                  | Resistance management group (see page 21) | Aphids  | Codling moth       | Grape mealybug | Leafrollers# | Pear psylla# | Pear rust mite | San Jose scale crawlers | Spider mites# | Stink bugs | REI<br>PHI   | Maximum amount/acre/year | Maximum applications/year | Bees (see page 20) | Buffers (see page 20) | Surface water (see page 20) |
|--|---|---|--------------------|----------------|--------------|--------------|----------------|-------------------------|---------------|------------|--|--------------------------|---------------------------|--------------------|-----------------------|-----------------------------|
| Fujimite 5EC   | 21A                                       | -   | -                  | -              | -            | 2 pt         | 2 pt           | -                       | 2 pt          | -          | $\frac{12 \text{ h}}{14 \text{ d}}$                | 2 pt                     | 2                         | -                  | x                     | x                           |
|  | Remarks:                                  | To avoid resistance development, do not rotate with Nexter.   |                    |                |              |              |                |                         |               |            |  |                          |                           |                    |                       |                             |
| Guthion Solupak 50WP<br>(azinphosmethyl)<br>RUP; Generic | 1B  | -   | 1-2 lb             | 2 lb           | -            | -            | -              | 1-2 lb                  | -             | -          | $\frac{14 \text{ d}}{14 \text{ or } 21 \text{ d}}$ | 3 or 4 lb                | -                         | x                  | x                     | x                           |
|  | Remarks:                                  | Increase PHI to 21 days if last application is over 2 lb. High rates may be damaging to predatory mites. Packing house may require longer PHI.  |                    |                |              |              |                |                         |               |            |  |                          |                           |                    |                       |                             |
| Imidan 70W   | 1B  | -   | 3-5 lb             | 5 lb           | -            | -            | -              | 3-5 lb                  | -             | -          | $\frac{3 \text{ d}}{7 \text{ d}}$                  | 16 lb                    | -                         | x                  | -                     | x                           |
|  | Remarks:                                  | Use caution near cherry orchards due to phytotoxicity on certain cherry varieties. Packing house may require longer PHI.  |                    |                |              |              |                |                         |               |            |  |                          |                           |                    |                       |                             |
| Intrepid 2F  | 18  | -   | 16 oz <sup>s</sup> | -              | 16 oz        | -            | -              | -                       | -             | -          | $\frac{4 \text{ h}}{14 \text{ d}}$                 | 64 oz                    | -                         | -                  | x                     | x                           |
|  | Remarks:                                  | See label for application timing.   |                    |                |              |              |                |                         |               |            |  |                          |                           |                    |                       |                             |
| Kanemite 15SC  | 20B                                       | -   | -                  | -              | -            | -            | -              | -                       | 21-31 oz      | -          | $\frac{12 \text{ h}}{14 \text{ d}}$                | 62 oz                    | 2                         | -                  | x                     | x                           |
| Kelthane 50WP  | -   | -   | -                  | -              | -            | -            | 3-4 lb         | -                       | -             | -          | $\frac{2 \text{ d}}{7 \text{ d}}$                  | -                        | 2                         | -                  | -                     | x                           |
|  | Remarks:                                  | Detrimental to predatory mites with this timing.  |                    |                |              |              |                |                         |               |            |  |                          |                           |                    |                       |                             |
| Nexter 75WP  | 21A                                       | -   | -                  | -              | -            | -            | 4.4-10.6 oz    | -                       | 4.4-10.6 oz   | -          | $\frac{12 \text{ h}}{7 \text{ d}}$                 | 10.67 oz                 | 1                         | x                  | -                     | x                           |
|  | Remarks:                                  | Effective against European red mite and pear rust mite. Good coverage essential. Results for McDaniel and twospotted spider mites have been inconsistent. To avoid resistance development, do not rotate with Fujimite. |                    |                |              |              |                |                         |               |            |  |                          |                           |                    |                       |                             |
| Onager 1EC   | 10A                                       | -   | -                  | -              | -            | -            | -              | -                       | 16-24 oz      | -          | $\frac{12 \text{ h}}{28 \text{ d}}$                | -                        | 1                         | -                  | -                     | x                           |
|  | Remarks:                                  | Do not use any combination of Apollo, Onager, and Savey in the same growing season.   |                    |                |              |              |                |                         |               |            |  |                          |                           |                    |                       |                             |
| Proclaim 5SG<br>RUP                                      | 6   | -   | -                  | -              | 3.2-4.8 oz   | -            | -              | -                       | -             | -          | $\frac{12 \text{ h}}{14 \text{ d}}$                | 14.4 oz                  | -                         | x                  | x                     | x                           |
|  | Remarks:                                  | May provide pear psylla suppression at this timing. Ground application only.  |                    |                |              |              |                |                         |               |            |  |                          |                           |                    |                       |                             |
| Provado 1.6F<br>(imidacloprid)<br>Generic                | 4A  | 4-8 oz  | -                  | 20 oz          | -            | 20 oz        | -              | -                       | -             | -          | $\frac{12 \text{ h}}{7 \text{ d}}$                 | 40 oz                    | -                         | x                  | x                     | x                           |
|  | Remarks:                                  | Postbloom only.   |                    |                |              |              |                |                         |               |            |  |                          |                           |                    |                       |                             |

continues on next page

continues on next page

# PEARS

## CONTINUED Late Spring and Summer Cover Sprays - Insects & Mites (amount per acre) See footnote 2, page 46.

| Product and formulation           | Resistance management group (see page 21)   | Aphids | Codling moth           | Grape mealybug | Leafrollers <sup>#</sup> | Pear psylla <sup>#</sup> | Pear rust mite | San Jose scale crawlers | Spider mites <sup>#</sup> | Stink bugs | REI<br>PHI                          | Maximum amount/acre/year | Maximum applications/year | Bees (see page 20) | Buffers (see page 20) | Surface water (see page 20) |
|-----------------------------------|---|--------|------------------------|----------------|--------------------------|--------------------------|----------------|-------------------------|---------------------------|------------|-------------------------------------|--------------------------|---------------------------|--------------------|-----------------------|-----------------------------|
| Savey 50DF                        | 10A   | -      | -                      | -              | -                        | -                        | -              | -                       | 4-6 oz                    | -          | $\frac{12 \text{ h}}{28 \text{ d}}$ | -                        | 1                         | -                  | -                     | x                           |
| Remarks:                          | Do not use any combination of Apollo, Onager, and Savey in the same growing season.   |        |                        |                |                          |                          |                |                         |                           |            |                                     |                          |                           |                    |                       |                             |
| Sevin 80WSP (carbaryl)<br>Generic | 1A  | -      | -                      | -              | -                        | -                        | 6 lb           | -                       | -                         | -          | $\frac{12 \text{ h}}{3 \text{ d}}$  | 18.75 lb                 | 8                         | x                  | x                     | x                           |
| Remarks:                          | Do not use HMO within 30 days of carbaryl or vice-versa. Detrimental to predatory mites with this timing.   |        |                        |                |                          |                          |                |                         |                           |            |                                     |                          |                           |                    |                       |                             |
| Success 2L                        | 5   | -      | 6-10 oz <sup>s</sup>   | -              | 6-10 oz                  | -                        | -              | -                       | -                         | -          | $\frac{4 \text{ h}}{7 \text{ d}}$   | 29 oz                    | -                         | x                  | -                     | x                           |
| Remarks:                          | Do not exceed 3 applications per year for leafroller control  |        |                        |                |                          |                          |                |                         |                           |            |                                     |                          |                           |                    |                       |                             |
| Thionex 50W<br>RUP                | 2A  | -      | -                      | -              | -                        | -                        | -              | -                       | -                         | 4-5 lb     | $\frac{4 \text{ d}}{7 \text{ d}}$   | 2.5 lb ai                | 2                         | x                  | x                     | x                           |
| Remarks:                          | Closed-cab required, see label for permitted exceptions. Ground application only.   |        |                        |                |                          |                          |                |                         |                           |            |                                     |                          |                           |                    |                       |                             |
| Ultror 1.25SC                     | 23  | -      | -                      | -              | -                        | -                        | -              | 10-14 oz                | -                         | -          | $\frac{1 \text{ d}}{7 \text{ d}}$   | 40 oz                    | -                         | x                  | -                     | x                           |
| Remarks:                          | Continued registration of Ultror was in question when this guide went to press in January 2010. Do not apply before petal fall. Surfactant is required, see label.  |        |                        |                |                          |                          |                |                         |                           |            |                                     |                          |                           |                    |                       |                             |
| Vendex 50WP<br>RUP                | 12B   | -      | -                      | -              | -                        | -                        | 1.5-2 lb       | -                       | 1.5-2 lb                  | -          | $\frac{2 \text{ d}}{14 \text{ d}}$  | 4 lb                     | 2                         | -                  | x                     | x                           |
| Remarks:                          | Resistance may be present in some orchards.   |        |                        |                |                          |                          |                |                         |                           |            |                                     |                          |                           |                    |                       |                             |
| Virosoft                          | -   | -      | See label <sup>s</sup> | -              | -                        | -                        | -              | -                       | -                         | -          | $\frac{4 \text{ h}}{0 \text{ d}}$   | -                        | -                         | -                  | -                     | -                           |
| Remarks:                          | Granulosis virus applications will cause high larval mortality but some superficial fruit damage (stings) may occur. Thorough coverage is necessary. Make first application at beginning of egg hatch & repeat as needed to maintain control. |        |                        |                |                          |                          |                |                         |                           |            |                                     |                          |                           |                    |                       |                             |
| Vydate 2L                         | 1A  | -      | -                      | -              | -                        | -                        | -              | -                       | 3-4 qt                    | -          | $\frac{2 \text{ d}}{14 \text{ d}}$  | 8 pt                     | 1                         | -                  | -                     | x                           |
| Remarks:                          | Detrimental to predatory mites with this timing.  |        |                        |                |                          |                          |                |                         |                           |            |                                     |                          |                           |                    |                       |                             |
| Zeal 72 WDG                       | 10B   | -      | -                      | -              | -                        | -                        | -              | -                       | 2-3 oz                    | -          | $\frac{12 \text{ h}}{14 \text{ d}}$ | 3 oz                     | 1                         | -                  | -                     | x                           |
| Remarks:                          | Primarily ovicidal/larvicidal.  |        |                        |                |                          |                          |                |                         |                           |            |                                     |                          |                           |                    |                       |                             |

RUP = restricted use pesticide.

Generic = other materials with the same active ingredient are available.

<sup>#</sup>This pest has a history of developing resistance to chemical controls. Careful resistance management practices (alternating control chemistry if possible, careful use of products, and use of biological control where feasible) are strongly recommended.

<sup>s</sup>Suppressive; use in low-pressure situations in conjunction with other codling moth control measures.

## PEARS

### Preharvest - Diseases (efficacy rating\* and amount per acre)

Contact your packing house before choosing one of these materials.

| Product and formulation | Resistance management group (see page 21) | Storage rots               | REI<br>PHI         | Maximum amount/acre/year | Maximum applications/year | Remarks  | Bees (see page 20) | Buffers (see page 20) | Surface water (see page 20) |
|-------------------------|---|----------------------------|--------------------|--------------------------|---------------------------|--|--------------------|-----------------------|-----------------------------|
| Pristine                | 11 + 3                                    | <u>F-G</u><br>14.5-18.5 oz | <u>12 h</u><br>0 d | 74 oz                    | 4                         | Do not apply more than 2 sequential applications. See footnote 6, page 46. | -                  | -                     | x                           |
| Topsin M 70WSB          | 1   | <u>G</u><br>1 lb           | <u>2 d</u><br>1 d  | 4 lb                     | -                         | See footnote 7, page 46.   | -                  | -                     | x                           |
| Ziram 76DF              | M3  | <u>F-G</u><br>6-8 lb       | <u>2 d</u><br>5 d  | 32 lb                    | -                         | See footnote 3, page 46.   | -                  | -                     | x                           |

\*Efficacy ratings: E-excellent, G-good, M-moderate, F-fair, P-poor control. See page 49 for ratings of fungicides and bactericides for other pear diseases.

Note: Nutra-phos 24 applied prior to harvest as a foliar nutrient (15 lb/acre; 3.75 lb/100 gal) has shown significant incidental reductions in blue mold in Anjou pears. Nutra-phos 24 is not a pesticide; therefore, we cannot recommend its use for storage rot control.

## PEARS

### Postharvest: September 15-October 15 - Insects & Mites (amount per acre)

| Product and formulation                                    | Resistance management group<br>(see page 21) | Pear blister mite | Pear rust mite | REI<br>PHI                  | Maximum amount/acre/year | Maximum applications/year | Remarks  | Bees (see page 20) | Buffers (see page 20) | Surface water (see page 20) |
|--|--|-------------------|----------------|-----------------------------|--------------------------|---------------------------|--|--------------------|-----------------------|-----------------------------|
| HMO + one of the following                                 | -  | 3-4 gal           | 3-4 gal        | $\frac{4 \text{ h}}{\cdot}$ | -                        | -                         | -  | -                  | -                     | x                           |
| Lime sulfur (29%)  | M2   | 10 gal            | 10 gal         | $\frac{2 \text{ d}}{\cdot}$ | -                        | -                         | Widespread use (>80% of area) of postharvest HMO plus sulfur sprays will result in area-wide suppression of overwintering pear psylla populations. Sulfur sprays are most effective when applied at temperatures above 60°F. | -                  | -                     | -                           |
| Sulfur (dry flowable)<br>(elemental sulfur 80%)<br>Generic | M2   | 15-20 lb          | 15-20 lb       | $\frac{1 \text{ d}}{\cdot}$ | -                        | -                         |  | -                  | -                     | -                           |
| Sulfur (flowable)<br>Generic                               | M2   | 1-2 gal           | 1-2 gal        | $\frac{1 \text{ d}}{\cdot}$ | -                        | -                         |  | -                  | -                     | -                           |

Generic = other materials with the same active ingredient are available.

#### FOOTNOTES (Spray tips and cautions)

- Lime sulfur may be used for scab and mildew control on Bosc and Bartlett pears if a lime sulfur and oil dormant spray was applied and if temperatures remain below 90°F. Do not use lime sulfur on Anjou and Comice pears between the dormant and postharvest sprays.  
It should be recognized that although lime sulfur and other sulfur materials are relatively low in cost, they are not without limitations. The use of sulfurs may result in phytotoxicity when temperatures exceed 90°F following application.
- Use caution when mixing wettable powders with emulsifiable materials. Certain combinations may not be physically compatible and/or may cause phytotoxicity.**
- Ziram may cause irritation of eyes, nose, throat, and skin.
- Do not combine the 6-lb prebloom or 3-lb all-season mancozeb or Polyram schedule. See labels for details. There are several manufacturers of mancozeb with different trade names and formulations, such as Dithane M-45, Manzate 75DF, and Penncozeb 75DF.
- Do not use copper-based products on Anjou, Comice, or Forelle past delayed dormant. Fixed copper products include trade names such as Champ, C-O-C-S, Copper-Count-N, Cuprofix, Kocide, Nordox, and Nu-Cop.
- Do not exceed 4 total applications per season of any class 11 fungicide or any combination of these fungicides, such as Flint or Pristine.
- The resistance risk of Topsin is considered high. We suggest using alternative products this year if Topsin was used last year for management of storage rots.



## Relative efficacy guide for pesticides used on pear—prebloom

This table is intended as a guideline to the relative efficacy of pesticides against a certain pest. Use it in conjunction with the Pest Control Program for Pears, which gives recommended rates and timing of sprays. The information in this table is based on research conducted at the WSU Wenatchee Tree Fruit Research and Extension Center and at the OSU Mid-Columbia Agricultural Research and Extension Center. Susceptibility may vary from one area to another.

| Common name                     | Trade name              | Rate/acre    | Pests |    |     |     |     |     |     |     |     |      |     |     |     |
|---------------------------------|-------------------------|--------------|-------|----|-----|-----|-----|-----|-----|-----|-----|------|-----|-----|-----|
|                                 |                         |              | PP    | CM | GMB | SJS | GAA | ERM | PRM | TSM | THR | LEP  | SB  | LB  | LR  |
| Carbamates                      |                         |              |       |    |     |     |     |     |     |     |     |      |     |     |     |
| carbaryl                        | Sevin 50WP              | 4 lb         | –     | –  | –   | –   | –   | –   | 3   | –   | –   | –    | –   | –   | –   |
| oxamyl                          | Vydate 2L               | 3-4 pt       | –     | –  | –   | –   | –   | 2   | x   | 2-3 | –   | –    | –   | –   | –   |
| Insect growth regulators        |                         |              |       |    |     |     |     |     |     |     |     |      |     |     |     |
| diflubenzuron                   | Dimilin 2L              | 40-48 oz     | 3     | –  | –   | –   | –   | –   | x   | –   | –   | –    | –   | –   | –   |
| methoxyfenozide                 | Intrepid 2F             | 8-16 oz      | –     | –  | –   | –   | –   | –   | –   | –   | –   | x    | –   | –   | 3-4 |
| pyriproxyfen                    | Esteem 35WP             | 4-5 oz       | 3     | –  | –   | 3-4 | –   | –   | –   | –   | –   | –    | –   | –   | 3   |
| Neonicotinoids                  |                         |              |       |    |     |     |     |     |     |     |     |      |     |     |     |
| acetamiprid                     | Assail 70WP             | 1-3.4 oz     | 3-4   | –  | x   | –   | –   | –   | –   | –   | –   | –    | x   | x   | –   |
| clothianidin                    | Clutch 50WDG            | 3-6 oz       | 3-4   | –  | x   | x   | 3-4 | –   | –   | –   | –   | –    | x   | x   | –   |
| thiamethoxam                    | Actara 25WDG            | 4.5 oz       | 3-4   | –  | x   | –   | 3-4 | –   | –   | –   | –   | –    | x   | x   | –   |
| Organochlorines                 |                         |              |       |    |     |     |     |     |     |     |     |      |     |     |     |
| endosulfan                      | Thionex 3EC             | 3.33 qt      | 3-4   | –  | –   | –   | 1   | –   | 4   | –   | 3-4 | 3-4a | 2-3 | 2-3 | 2   |
| Organophosphates                |                         |              |       |    |     |     |     |     |     |     |     |      |     |     |     |
| azinphos-methyl                 | Guthion Solupak         | 2 lb         | –     | –  | 3-4 | x   | x   | –   | –   | –   | –   | 4    | x   | x   | –   |
| chlorpyrifos                    | Lorsban 4E              | 4 pt         | –     | –  | 3-4 | x   | x   | –   | –   | –   | –   | 4    | x   | x   | 3-4 |
| oil + chlorpyrifos              | oil + Lorsban 4E        | 6 gal + 2 qt | 2-3   | –  | 3   | 4   | 3   | 3-4 | x   | –   | –   | 2    | 2-3 | 2-3 | 3-4 |
| oil + diazinon                  | oil + diazinon 50WP     | 6 gal + 4 lb | 2-3   | –  | 3   | 4   | 3   | 3   | 2   | –   | –   | 2    | 2-3 | 2-3 | x   |
| methidathion                    | Supracide 2E            | 1 gal        | –     | –  | 3   | 4   | x   | –   | –   | –   | –   | 2    | x   | –   | –   |
| Pyrethroids                     |                         |              |       |    |     |     |     |     |     |     |     |      |     |     |     |
| deltamethrin                    | Battalion 0.2EC         | 7-14.1 oz    | 1-4 b | –  | –   | –   | –   | –   | –   | –   | –   | 4    | 4   | 4   | x   |
| esfenvalerate                   | Asana 0.66EC            | 1 pt         | 1-4 b | –  | –   | –   | –   | –   | –   | –   | x   | x    | 4   | 4   | x   |
| fenpropathrin                   | Danitol 2.4EC           | 16-21.3 oz   | 1-4 b | –  | –   | –   | –   | –   | –   | –   | x   | x    | 4   | 4   | x   |
| lambdacyhalothrin               | Warrior 1SC             | 2.56-5.12 oz | 1-4 b | –  | –   | –   | –   | –   | –   | –   | –   | 4    | 4   | 4   | x   |
| permethrin                      | Pounce 25WP             | 12.8-25.6 oz | 1-4 b | –  | –   | –   | –   | –   | –   | –   | x   | 4    | 4   | 4   | x   |
| Pyridazinones                   |                         |              |       |    |     |     |     |     |     |     |     |      |     |     |     |
| pyridaben                       | Nexter 75WP             | 7 oz         | 3-4   | –  | 1-2 | –   | –   | 4   | 3   | 2-4 | x   | –    | x   | x   | –   |
| Others                          |                         |              |       |    |     |     |     |     |     |     |     |      |     |     |     |
| Bacillus thuringiensis          | Deliver, Dipel, Javelin | 1-2 lb       | –     | –  | –   | –   | –   | –   | –   | –   | –   | –    | –   | –   | 3-4 |
| HMO (horticultural mineral oil) |                         | 4-6 gal      | 2-3   | –  | –   | 3   | –   | 3-4 | x   | –   | –   | –    | –   | –   | x   |
| kaolin                          | Surround                | 50 lb        | 3-4   | –  | x   | –   | x   | –   | x   | –   | x   | x    | –   | –   | 3   |
| spinosad                        | Success 2L              | 6-10 oz      | –     | –  | –   | –   | x   | –   | x   | –   | 3-4 | x    | –   | –   | 4   |
| spiroticlofen                   | Envirdor 2SC            | 16-18 oz     | –     | –  | –   | –   | –   | 4   | 4   | 4   | –   | –    | –   | –   | –   |

Rating system: 4=excellent control; 3=acceptable in low-pressure situations; 2=suppression activity only; 1=poor control; – = inappropriate for this pest or at this time; x=no data available.

<sup>a</sup>Rate per 100 gallons (cutworm spray); use as a trunk spray.

<sup>b</sup>Resistance is present in many areas.

PP=Pear psylla; CM=Codling moth; GMB=Grape mealybug; SJS=San Jose scale; GAA=Green apple aphid; ERM=European red mite; PRM=Pear rust mite; TSM=Twospotted spider mite and McDaniel spider mite; THR=Thrips; LEP=Cutworm, Armyworm, and Fall webworm; SB=Stink bug; LB=Lygus bug; LR=Leafroller.

## Relative efficacy guide for pesticides used on pear—postbloom

This table is a guideline to the relative efficacy of pesticides against a certain pest. Use it in conjunction with the Pest Control Program for Pears. Table is based on research at the WSU Wenatchee Tree Fruit Research and Extension Center and the OSU Mid-Columbia Agricultural Research and Extension Center. Susceptibility may vary from one area to another.

| Common name                     | Trade name              | Rate/acre    | Pests |                  |     |     |     |                  |     |                  |     |     |     |     |     |
|---------------------------------|-------------------------|--------------|-------|------------------|-----|-----|-----|------------------|-----|------------------|-----|-----|-----|-----|-----|
|                                 |                         |              | PP    | CM               | GMB | SJS | GAA | ERM              | PRM | TSM              | THR | LEP | SB  | LB  | LR  |
| <b>Carbamates</b>               |                         |              |       |                  |     |     |     |                  |     |                  |     |     |     |     |     |
| carbaryl                        | Sevin 50WP              | 4 lb         | —     | 2                | x   | 1   | 1   | —                | 3   | —                | —   | x   | 1   | 1   | —   |
| formetanate hydrochloride       | Carzol 92SP             | 1 lb         | 1     | x                | x   | x   | x   | 3                | 3-4 | 2                | 4   | x   | 3   | 3   | —   |
| oxamyl                          | Vydate 2L               | 3-4 pt       | 1     | x                | x   | x   | x   | 2                | x   | 2-3              | —   | x   | x   | x   | —   |
| <b>Carboxamides</b>             |                         |              |       |                  |     |     |     |                  |     |                  |     |     |     |     |     |
| hexythiazox                     | Savey 50DF              | 3-6 oz       | —     | —                | —   | —   | —   | 2-4 <sup>a</sup> | -   | 2-4              | —   | —   | —   | —   | —   |
|                                 | Onager 1 EC             | 16-24 oz     | —     | —                | —   | —   | —   | 2-4 <sup>a</sup> | -   | 2-4              | —   | —   | —   | —   | —   |
| <b>Carboxylic acid esters</b>   |                         |              |       |                  |     |     |     |                  |     |                  |     |     |     |     |     |
| bifenazate                      | Acramite 50WS           | 0.75-1 lb    | —     | —                | —   | —   | —   | 3-4              | —   | —                | —   | —   | —   | x   | x   |
| <b>Glycosides</b>               |                         |              |       |                  |     |     |     |                  |     |                  |     |     |     |     |     |
| abamectin                       | Agri-Mek 0.15EC         | 5-20 oz      | 3-4   | —                | —   | —   | —   | 4                | 4   | 3-4              | —   | —   | —   | —   | —   |
| emamectin benzoate              | Proclaim 5SG            | 3.2-4.8 oz   | x     | x                | —   | —   | —   | —                | —   | —                | —   | 3   | —   | —   | 3-4 |
| <b>Insect growth regulators</b> |                         |              |       |                  |     |     |     |                  |     |                  |     |     |     |     |     |
| buprofezin                      | Centaur 70WDG           | 34.5 oz      | 3     | —                | 3-4 | 3-4 | —   | —                | —   | —                | —   | —   | —   | —   | —   |
| diflubenzuron                   | Dimilin 2L              | 12-16 oz     | 2     | 1-3 <sup>b</sup> | —   | —   | —   | —                | x   | —                | —   | —   | —   | —   | —   |
| methoxyfenozide                 | Intrepid 2F             | 16 oz        | —     | 3                | —   | —   | —   | —                | —   | —                | —   | —   | —   | x   | 3-4 |
| pyriproxyfen                    | Esteem 35WP             | 4-5 oz       | 3     | 3                | x   | 3-4 | —   | —                | —   | —                | —   | —   | —   | —   | 3   |
| <b>Microbials</b>               |                         |              |       |                  |     |     |     |                  |     |                  |     |     |     |     |     |
| <i>Bacillus thuringiensis</i>   | Deliver, Dipel, Javelin | varies       | —     | —                | —   | —   | —   | —                | —   | —                | —   | x   | —   | —   | 3-4 |
| codling moth granulosis virus   | Carpovirusine           | 13.5 oz      | —     | 2-3              | —   | —   | —   | —                | —   | —                | —   | —   | —   | —   | —   |
|                                 | Cyd-X                   | 3 oz         | —     | 2-3              | —   | —   | —   | —                | —   | —                | —   | —   | —   | —   | —   |
|                                 | Virosoft                | 8 oz         | —     | 2-3              | —   | —   | —   | —                | —   | —                | —   | —   | —   | —   | —   |
| <b>Neonicotinoids</b>           |                         |              |       |                  |     |     |     |                  |     |                  |     |     |     |     |     |
| acetamiprid                     | Assail 70WP             | 1-3.4 oz     | 3-4   | 3-4              | 3   | —   | 3-4 | —                | —   | —                | —   | —   | x   | x   | —   |
| clothianidin                    | Clutch 50WDG            | 3-6 oz       | 3-4   | 2-3              | x   | x   | 4   | —                | —   | —                | —   | —   | x   | x   | x   |
| imidacloprid                    | Provado 1.6F            | 15-20 oz     | 3-4   | —                | 3-4 | x   | 3-4 | —                | —   | —                | —   | —   | —   | —   | —   |
|                                 | Couraze 1.6F            | 15-20 oz     | 3-4   | —                | 3-4 | x   | 3-4 | —                | —   | —                | —   | —   | —   | —   | —   |
| thiacloprid                     | Calypso 4F              | 2-8 oz       | 3-4   | 3-4              | x   | x   | 3-4 | —                | —   | —                | —   | —   | —   | —   | —   |
| thiamethoxam                    | Actara 25WDG            | 4.5 oz       | 3-4   | —                | 3-4 | x   | 3-4 | —                | —   | —                | —   | —   | x   | x   | —   |
| <b>Organochlorines</b>          |                         |              |       |                  |     |     |     |                  |     |                  |     |     |     |     |     |
| dicofol                         | Kelthane 50WP           | 4 lb         | —     | —                | —   | —   | —   | —                | 3   | 1-3 <sup>b</sup> | —   | —   | —   | —   | —   |
| endosulfan                      | Thionex 50W             | 2.5 lb       | 1     | 1                | —   | 1   | 2   | —                | 1-3 | —                | 3-4 | 3-4 | 2-3 | 2-3 | —   |
| <b>Organophosphates</b>         |                         |              |       |                  |     |     |     |                  |     |                  |     |     |     |     |     |
| azinphos-methyl                 | Guthion Solupak         | 1-2 lb       | 1     | 4                | 3-4 | 2   | 1   | —                | —   | —                | —   | x   | x   | x   | 2-3 |
| diazinon                        | Diazinon 50WP           | 4 lb         | —     | 2                | 3-4 | 3   | 2-3 | —                | —   | —                | —   | x   | 3   | 3   | —   |
| dimethoate                      | Dimethoate 2.67EC       | 3-6 pt       | —     | 2                | x   | x   | 2-3 | —                | —   | —                | —   | x   | 3-4 | 3-4 | —   |
| phosmet                         | Imidan 70WP             | 3-5 lb       | —     | 3-4              | 3-4 | 2   | 2   | —                | —   | —                | —   | x   | x   | x   | —   |
| <b>Organotins</b>               |                         |              |       |                  |     |     |     |                  |     |                  |     |     |     |     |     |
| fenbutatin oxide                | Vendex 50WP             | 1.5-2 lb     | —     | —                | —   | —   | —   | 1-4              | 2-4 | 2-4              | —   | —   | —   | —   | —   |
| <b>Oxadiazines</b>              |                         |              |       |                  |     |     |     |                  |     |                  |     |     |     |     |     |
| indoxacarb                      | Avaunt 30WG             | 5-6 oz       | —     | 2-3              | —   | —   | —   | —                | —   | —                | —   | —   | —   | —   | —   |
| <b>Pyrethroids</b>              |                         |              |       |                  |     |     |     |                  |     |                  |     |     |     |     |     |
| deltamethrin                    | Battalion 0.2EC         | 7-14.1 oz    | x     | 3-4              | x   | x   | x   | —                | —   | —                | x   | 4   | 4   | 4   | x   |
| fenpropathrin                   | Danitol 2.4EC           | 20 oz        | x     | 3-4              | x   | x   | x   | x                | x   | x                | x   | x   | 4   | 4   | x   |
| lambdacyhalothrin               | Warrior II EC           | 1.28-2.56 oz | x     | 3-4              | x   | x   | x   | —                | —   | —                | x   | 4   | 4   | 4   | x   |
| <b>Pyridazinones</b>            |                         |              |       |                  |     |     |     |                  |     |                  |     |     |     |     |     |
| fenpyroximate                   | Fujimite 5EC            | 16 oz        | x     | —                | x   | —   | —   | 4                | 3-4 | 3                | —   | —   | —   | —   | —   |
| pyridaben                       | Nexter 75WP             | 4.4-10.67 oz | 3-4   | —                | x   | —   | —   | 4                | 3   | 2-3              | —   | —   | —   | —   | —   |
| <b>Quinoline</b>                |                         |              |       |                  |     |     |     |                  |     |                  |     |     |     |     |     |
| acequinocyl                     | Kanemite 15SC           | 21-31 oz     | —     | —                | —   | —   | —   | 4                | x   | 4                | —   | —   | —   | —   | —   |
| <b>Tetrazines</b>               |                         |              |       |                  |     |     |     |                  |     |                  |     |     |     |     |     |
| clofentezine                    | Apollo 50SC             | 4-8 oz       | —     | —                | —   | —   | —   | 2-4              | 1   | 2-4              | —   | —   | —   | —   | —   |
| <b>Others</b>                   |                         |              |       |                  |     |     |     |                  |     |                  |     |     |     |     |     |
| etoxazole                       | Zeal 72WDG              | 2-3 oz       | —     | —                | —   | —   | —   | 3-4              | —   | 3-4              | —   | —   | —   | —   | —   |
| kaolin                          | Surround                | 50 lb        | 3-4   | 3                | x   | x   | x   | 1-2              | 1-2 | 1-2              | —   | —   | x   | x   | x   |
| spinosad                        | Entrust 80WP            | 2-3 oz       | —     | 2-3              | —   | —   | —   | —                | —   | —                | 3-4 | —   | —   | —   | 4   |
|                                 | Success 2L              | 6-10 oz      | —     | 2-3              | —   | —   | —   | —                | —   | —                | 3-4 | —   | —   | —   | 4   |
| spirodiclofen                   | Envior 2SC              | 16-18 oz     | x     | x                | x   | x   | x   | 3-4              | 3-4 | 3-4              | x   | x   | x   | x   | x   |

4=excellent control; 3=acceptable in low-pressure situations; 2=suppression only; 1=poor control; – = inappropriate for this pest or at this time; x=no data available.

<sup>a</sup>Recommended for prebloom use.

<sup>b</sup>Rate per 100 gallons (cutworm spray); use as a trunk spray.

PP=Pear psylla; CM=Codling moth; GMB=Grape mealybug; SJS=San Jose scale; GAA=Green apple aphid; ERM=European red mite; PRM=Pear rust mite; TSM=Twospotted spider mite and McDaniel spider mite; THR=Thrips; LEP=Cutworm, Armyworm, and Fall webworm; SB=Stink bug; LB=Lygus bug; LR = Leafroller.

## Effectiveness of fungicides and bactericides for control of pear diseases\*

Jay W. Pscheidt, Bob Spotts, and David Sugar, Oregon State University

| Fungicide or bactericide   | Family         | Pear scab        | Powdery mildew | Bull's eye rot | Storage rots | Fire blight |
|----------------------------|----------------|------------------|----------------|----------------|--------------|-------------|
| Blight Ban                 | Not classified | ???              | ???            | ???            | ???          | Fair        |
| copper-based products      | M1             | ???              | Fair???        | Poor           | ???          | Fair        |
| Flint                      | 11             | Excellent**      | Excellent**    | Fair           | ???          | None        |
| horticultural mineral oils | Not classified | ???              | Good           | ???            | ???          | None        |
| lime sulfur                | M2             | Good             | Fair           | ???            | ???          | None        |
| mancozeb products          | M3             | Excellent        | None           | Poor           | ???          | None        |
| Pristine                   | 11 + 3         | Good-excellent** | Excellent      | Good           | Fair-good    | None        |
| Procure                    | 3              | Good**           | Excellent**    | ???            | ???          | None        |
| Rubigan                    | 3              | Good**           | Excellent**    | ???            | ???          | None        |
| Scala                      | 9              | Fair-good        | None           | ???            | ???          | None        |
| streptomycin               | 25             | None             | None           | None           | None         | Fair-good** |
| sulfur                     | M2             | Fair             | Good           | ???            | ???          | None        |
| Syllit                     | M7             | Excellent**      | None           | ???            | ???          | None        |
| terramycin                 | 41             | None             | None           | None           | None         | Fair-good** |
| Topsin M                   | 1              | Good             | Good**         | Excellent      | Good         | None        |
| Ziram                      | M3             | Fair             | None           | Fair           | Fair-good    | None        |

\*These ratings are relative rankings based on full application rates, good spray coverage, and proper spray timing. Actual levels of disease control will be influenced by these factors in addition to cultivar susceptibility, disease pressure, and weather conditions. Possible ratings for disease control include none, poor, fair, good or excellent.

\*\*Resistant pathogens will lower the effectiveness of this fungicide.

## 2010 Mid-Columbia pest control program for apples

Application rates in the tables are based on the amount of product to apply per acre. For some products, the label requires minimum and/or maximum recommendations for spray volume (the amount of water to use per acre when spraying). Good coverage depends on many factors, including the type of application equipment, spray volume, tree phenology, tree height, row width, target pest, tractor speed, and chemical rate per acre used. Large, heavily barked trees infested with scale insects may need to be sprayed with more than 400 gallons of spray solution per acre, but never exceed the labeled rate per acre. Base CONCENTRATE SPRAYS on the amount of formulation given per acre unless indicated otherwise on a product label.

Use only one material except where a combination is indicated. Follow label precautions when tank-mixing oils, fungicides, and insecticides. **MATERIALS ARE LISTED ALPHABETICALLY.**

### APPLES

#### Delayed Dormant (Stages 1 and 2: Apply before bud scales drop to minimize injury.) - *Insects & Mites (amount per acre)*

| Product and formulation                             | Resistance management group<br>(see page 21) | Aphids   | European red mite eggs | Leafrollers <sup>#</sup> | Scale insects | REI<br>PHI             | Maximum amount/acre/year | Maximum applications/year | Remarks   | Bees (see page 20) | Buffers (see page 20) | Surface water (see page 20) |
|---|--|----------|------------------------|--------------------------|---------------|------------------------|--------------------------|---------------------------|---|--------------------|-----------------------|-----------------------------|
| Apollo 50SC   | 10A  | -        | 4-8 oz                 | -                        | -             | <u>12 h</u><br>45 d    | -                        | 1                         | Ground application only. Do not use any combination of Apollo, Onager, and Savey in the same growing season.                      | -                  | x                     | -                           |
| Horticultural mineral oil (HMO)                     | -  | 4-8 gal  | 4-8 gal                | -                        | 4-8 gal       | <u>4 h</u><br>-        | -                        | -                         | -   | -                  | -                     | x                           |
| HMO + one of the following                          | -  | 4-8 gal  | 4-8 gal                | 4-8 gal                  | 4-8 gal       | <u>4 h</u><br>-        | -                        | -                         | -   | -                  | -                     | x                           |
| Diazinon 50WP<br>RUP; Generic                       | 1B   | 3-4 lb   | 3-4 lb                 | 3-4 lb                   | 3-4 lb        | <u>4 d</u><br>21 d     | 4 lb                     | 2                         | Closed cab required; see label for permitted exceptions. Two applications allowed—one dormant and one postbloom or two postbloom. | x                  | x                     | x                           |
| Esteem 35WP   | 7C   | -        | -                      | 4-5 oz                   | 4-5 oz        | <u>12 h</u><br>45 d    | 10 oz                    | 2                         | Will provide leafroller suppression as part of a season-long program. Use with 4-6 gal/acre HMO.                                  | -                  | -                     | x                           |
| Lime sulfur<br>(calcium polysulfide 29%)<br>Generic | M2   | 5-10 gal | 5-10 gal               | -                        | 5-10 gal      | <u>2 d</u><br>-        | -                        | -                         | -   | -                  | -                     | -                           |
| Lorsban 4E<br>(chlorpyrifos)<br>RUP; Generic        | 1B   | 2 qt     | 2 qt                   | 2 qt                     | 2 qt          | <u>4 d</u><br>prebloom | 2 qt                     | 1                         | Apply at stage 2 for leafroller control.  | x                  | x                     | x                           |
| Supracide 2E<br>RUP                                 | 1B   | 3-12 pt  | 3-12 pt                | 3-12 pt                  | 3-12 pt       | <u>3 d</u><br>prebloom | -                        | -                         | Dormant or delayed-dormant use only. May be detrimental to predatory mites at this timing.  | x                  | x                     | x                           |
| Onager 1EC  | 10A  | -        | 12-24 oz               | -                        | -             | <u>12 h</u><br>28 d    | -                        | 1                         | Do not use any combination of Apollo, Onager, and Savey in the same growing season.   | -                  | -                     | x                           |
| Savey 50DF  | 10A  | -        | 3-6 oz                 | -                        | -             | <u>12 h</u><br>28 d    | -                        | 1                         | Do not use any combination of Apollo, Onager, and Savey in the same growing season.   | -                  | -                     | x                           |

RUP = restricted use pesticide.

Generic = other materials with the same active ingredient are available.

<sup>#</sup>This pest has a history of developing resistance to chemical controls. Careful resistance management practices (alternating control chemistry if possible, careful use of products, and use of biological control where feasible) are strongly recommended.

APPLES

| Delayed Dormant (Stages 1 and 2: Apply before bud scales drop to minimize injury.) - Diseases (amount per acre) |   |                                     |                 |                          |                           |   |                    |                       |                             |
|---|---|-------------------------------------|-----------------|--------------------------|---------------------------|---|--------------------|-----------------------|-----------------------------|
| Product and formulation   | Resistance management group (see page 21) | Crown rot and collar rot (rare)     | REI<br>PHI      | Maximum amount/acre/year | Maximum applications/year | Remarks   | Bees (see page 20) | Buffers (see page 20) | Surface water (see page 20) |
| Ridomil Gold SL   | 4   | Rate based on tree size; see label. | <u>2 d</u><br>- | -                        | -                         | Needs rain or irrigation to move material into root zone. Labeled as a soil drench. | -                  | -                     | -                           |

See also postharvest controls on page 69.

# APPLES

## Prepink (Stages 3 and 4) - Insects & Mites (amount per acre)

| Product and formulation       | Resistance management group (see page 21) | Green fruit worm | Leafrollers** | Rosy apple aphids | Sucking bugs | REI<br>PHI                            | Maximum amount/acre/year | Maximum applications/year | Remarks  | Bees (see page 20) | Buffers (see page 20) | Surface water (see page 20) |
|-------------------------------|---|------------------|---------------|-------------------|--------------|---------------------------------------|--------------------------|---------------------------|--|--------------------|-----------------------|-----------------------------|
| Altacor                       | 28  | 2.5-4.5 oz       | 2.5-4.5 oz    | -                 | -            | $\frac{4 \text{ h}}{14 \text{ d}}$    | 9 oz                     | 4                         | Use 100 gal/A to 200 gal/A water. Do not use an adjuvant with Altacor within 60 days of harvest. Use higher rates for leafrollers. | -                  | -                     | x                           |
| Delegate 25WG                 | 5   | 4.5-7 oz         | 4.5-7 oz      | -                 | -            | $\frac{4 \text{ h}}{7 \text{ d}}$     | 28 oz                    | 4                         | Adjuvant may improve control.  | x                  | -                     | x                           |
| Diazinon 50WP<br>RUP; Generic | 1B  | 4 lb             | 4 lb          | 4 lb              | 4 lb         | $\frac{4 \text{ d}}{21 \text{ d}}$    | 4 lb                     | 2                         | Closed cab required; see label for permitted exceptions. Two applications allowed—one dormant and one postbloom or two postbloom.  | x                  | x                     | x                           |
| Entrust 80WP                  | 5   | 2-3 oz           | 2-3 oz        | -                 | -            | $\frac{4 \text{ h}}{7 \text{ d}}$     | 9 oz                     | -                         | Do not exceed 3 applications for leafroller control per year.  | x                  | -                     | x                           |
| Lorsban 50W<br>RUP; Generic   | 1B  | 3 lb             | 3 lb          | 3 lb              | 3 lb         | $\frac{4 \text{ d}}{\text{prebloom}}$ | -                        | 8                         | Do not apply after bloom. May be detrimental to predatory mites at this timing.  | x                  | x                     | x                           |
| Proclaim 5SG<br>RUP           | 6   | 3.2-4.8 oz       | 3.2-4.8 oz    | 3.2-4.8 oz        | 3.2-4.8 oz   | $\frac{12 \text{ h}}{14 \text{ d}}$   | 14.4 oz                  | -                         | Ground application only.   | x                  | x                     | x                           |
| Success 2L                    | 5   | 6-10 oz          | 6-10 oz       | -                 | -            | $\frac{4 \text{ h}}{7 \text{ d}}$     | 29 oz                    | -                         | Do not exceed 3 applications for leafroller control per year.  | x                  | -                     | x                           |
| Thionex 50W<br>RUP            | 2A  | 4 lb             | 4 lb          | 4 lb              | 4 lb         | $\frac{4 \text{ d}}{21 \text{ d}}$    | 2.5 lb ai                | 3                         | Ground application only. Closed cab required; see label for permitted exceptions. No more than 2 applications postbloom.           | x                  | x                     | x                           |

RUP = restricted use pesticide.

Generic = other materials with the same active ingredient are available.

\*This pest has a history of developing resistance to chemical controls. Careful resistance management practices (alternating control chemistry if possible, careful use of products, and use of biological control where feasible) are strongly recommended.

\*\*Petal fall timing gives best leafroller control for bloom-time spray application.

# APPLES

## Prepink (Stages 3 and 4) - Diseases (efficacy rating\* and amount per acre)

| Product and formulation  | Resistance management group (see page 21) | Powdery mildew, see footnote 1, page 69 | Scab, see footnote 1, page 69          | REI<br>PHI                          | Maximum amount/acre/year | Maximum applications/year | Remarks   | Bees (see page 20) | Buffers (see page 20) | Surface water (see page 20) |
|--------------------------|---|---|--|-------------------------------------|--------------------------|---------------------------|---|--------------------|-----------------------|-----------------------------|
| Flint 50WG               | 11  | $\frac{G-E^{**}}{2-2.5 \text{ oz}}$     | $\frac{E^{**}}{2-2.5 \text{ oz}}$      | $\frac{12 \text{ h}}{14 \text{ d}}$ | 11 oz                    | 4                         | Do not apply more than 2 sequential applications. See footnotes 8 and 9, page 69.                       | -                  | -                     | x                           |
| Indar 2F                 | 3   | $\frac{E^{**}}{6-8 \text{ oz}}$         | $\frac{G^{**}}{6-8 \text{ oz}}$        | $\frac{12 \text{ h}}{14 \text{ d}}$ | 32 oz                    | 4                         | -   | -                  | x                     | x                           |
| Mancozeb 75DF<br>Generic | M3  | -                                       | $\frac{E}{3 \text{ or } 6 \text{ lb}}$ | $\frac{1 \text{ d}}{77 \text{ d}}$  | 21 or 24 lb              | -                         | Do not apply more than 21 lb/A/year at 3-lb rate or 24 lb/A/year at 6-lb rate. See footnote 7, page 69. | -                  | -                     | x                           |
| Pristine                 | 11 + 3                                    | $\frac{E}{14.5-18.5 \text{ oz}}$        | $\frac{G-E}{14.5-18.5 \text{ oz}}$     | $\frac{12 \text{ h}}{0 \text{ d}}$  | 74 oz                    | 4                         | Do not apply more than 2 sequential applications. See footnotes 8 and 9, page 69.                       | -                  | -                     | x                           |
| Procure 480SC            | 3   | $\frac{E^{**}}{8-16 \text{ oz}}$        | $\frac{G^{**}}{8-16 \text{ oz}}$       | $\frac{12 \text{ h}}{14 \text{ d}}$ | 64 oz                    | -                         | -   | -                  | -                     | x                           |
| Rally 40WSP              | 3   | $\frac{E^{**}}{5-10 \text{ oz}}$        | $\frac{G^{**}}{5 \text{ oz}}$          | $\frac{1 \text{ d}}{14 \text{ d}}$  | 5 lb                     | -                         | Tank-mix with another fungicide. See footnote 10, page 69.  | -                  | -                     | -                           |
| Syllit FL                | M7  | -                                       | $\frac{E^{**}}{1.5-4.5 \text{ pt}}$    | $\frac{2 \text{ d}}{7 \text{ d}}$   | -                        | -                         | See footnotes 2 and 6, page 69.   | -                  | -                     | x                           |
| Ziram 76DF               | M3  | -                                       | $\frac{E}{6-8 \text{ lb}}$             | $\frac{2 \text{ d}}{14 \text{ d}}$  | 32 lb                    | -                         | See footnote 5, page 69.  | -                  | -                     | x                           |

\*Efficacy ratings: E-excellent, G-good, M-moderate, F-fair, S-slight control. See page 70 for ratings of fungicides and bactericides for other apple diseases.

\*\*Resistant pathogens will lower the effectiveness of these fungicides.

Generic = other materials with the same active ingredient are available.

# APPLES

## Pink (Stages 5 and 6) - Insects & Mites (amount per acre)

| Product and formulation  | Resistance management group (see page 21) | Aphids     | Leafrollers <sup>#</sup> | Rust mite | San Jose scale | Spider mites <sup>#</sup> | REI/PHI             | Maximum amount/acre/year | Maximum applications/year | Remarks  | Bees (see page 20) | Buffers (see page 20) | Surface water (see page 20) |
|--|---|------------|--------------------------|-----------|----------------|---------------------------|---------------------|--------------------------|---------------------------|--|--------------------|-----------------------|-----------------------------|
| Altacor 35WDG  | 28  | -          | 3-4.5 oz                 | -         | -              | -                         | <u>4 h</u><br>14 d  | 9 oz                     | 4                         | Use 100 gal/A to 200 gal/A water. Do not use an adjuvant with Altacor within 60 days of harvest.   | -                  | -                     | x                           |
| Apollo 50SC  | 10A                                       | -          | -                        | -         | -              | 4-8 oz                    | <u>12 h</u><br>45 d | -                        | 1                         | Ground application only. Do not use any combination of Apollo, Onager, and Savey in the same growing season.   | -                  | x                     | -                           |
| Assail 30SG  | 4A  | 2.5-4 oz   | -                        | -         | -              | -                         | <u>12 h</u><br>7 d  | 32 oz                    | 4                         | Addition of HMO at up to 0.5% of spray volume has been shown to improve activity and suppress spider mites.  | x                  | -                     | -                           |
| Assail 70WP  | 4A  | 1.1-1.7 oz | -                        | -         | -              | -                         | <u>12 h</u><br>7 d  | 13.5 oz                  | 4                         | Addition of HMO at up to 0.5% of spray volume has been shown to improve activity and suppress spider mites.  | x                  | -                     | -                           |
| <i>Bacillus thuringiensis</i> (B.t.) (Deliver, Dipel, Javelin) | 11B2                                      | -          | Rates vary; see label    | -         | -              | -                         | <u>4 h</u><br>0 d   | -                        | -                         | Apply when temperatures will exceed 60°F. For effective control, 2 to 3 sprays usually are needed. Pink and petal fall sprays are most critical. Apply sprays 14-21 days apart. Complete coverage is necessary for good control. | -                  | -                     | -                           |
| Calypso 4F   | 4A  | 2-4 oz     | -                        | -         | -              | -                         | <u>12 h</u><br>30 d | 16 oz                    | -                         | -  | x                  | x                     | -                           |
| Delegate 25WG  | 5   | -          | 4.5-7 oz                 | -         | -              | -                         | <u>4 h</u><br>7 d   | 28 oz                    | 4                         | -  | x                  | -                     | x                           |
| Entrust 80WP   | 5   | -          | 2-3 oz                   | -         | -              | -                         | <u>4 h</u><br>7 d   | 9 oz                     | -                         | Petal fall timing gives best leafroller control for bloom-time spray application. Do not exceed 3 applications for leafroller control per year.  | x                  | -                     | x                           |
| Envior 2SC   | 23  | -          | -                        | 16-18 oz  | -              | 16-18 oz                  | <u>12 h</u><br>7 d  | 18 oz                    | 1                         | -  | x                  | -                     | x                           |
| Esteem 35WP  | 7C  | -          | 4-5 oz                   | -         | 4-5 oz         | -                         | <u>12 h</u><br>45 d | 10 oz                    | 2                         | Will provide leafroller suppression as part of a season-long program.  | -                  | -                     | x                           |
| Fujimite 5EC   | 21A                                       | -          | -                        | 2 pt      | -              | 2 pt                      | <u>12 h</u><br>14 d | 2 pt                     | 2                         | To avoid resistance development, do not rotate with Nexter.  | -                  | x                     | x                           |
| Intrepid 2F  | 18  | -          | 16 oz                    | -         | -              | -                         | <u>4 h</u><br>14 d  | 64 oz                    | -                         | Make 1-2 applications against overwintering generation larvae, depending on pest pressure.   | -                  | x                     | x                           |
| Kanemite 15SC  | 20B                                       | -          | -                        | -         | -              | 21-31 oz                  | <u>12 h</u><br>14 d | 62 oz                    | 2                         | -  | -                  | x                     | x                           |
| Onager 1EC   | 10A                                       | -          | -                        | -         | -              | 16-24 oz                  | <u>12 h</u><br>28 d | -                        | 1                         | Do not use any combination of Apollo, Onager, and Savey in the same growing season.  | -                  | -                     | x                           |
| Proclaim 5SG<br>RUP  | 6   | -          | 3.2-4.8 oz               | -         | -              | -                         | <u>12 h</u><br>14 d | 14.4 oz                  | -                         | Ground application only.   | x                  | x                     | x                           |

continues on next page

continues on next page



# APPLES

## CONTINUED: Pink (Stages 5 and 6) - Insects & Mites (amount per acre)

| Product and formulation | Resistance management group (see page 21) | Aphids | Leafrollers <sup>#</sup> | Rust mite | San Jose scale | Spider mites <sup>#</sup> | REI<br>PHI                          | Maximum amount/acre/year | Maximum applications/year | Remarks   | Bees (see page 20) | Buffers (see page 20) | Surface water (see page 20) |
|-------------------------|---|--------|--------------------------|-----------|----------------|---------------------------|-------------------------------------|--------------------------|---------------------------|---|--------------------|-----------------------|-----------------------------|
| Savey 50DF              | 10A                                       | -      | -                        | -         | -              | 3-6 oz                    | $\frac{12 \text{ h}}{28 \text{ d}}$ | -                        | 1                         | Do not use any combination of Apollo, Onager, and Savey in the same growing season.   | -                  | -                     | x                           |
| Success 2L              | 5   | -      | 6-10 oz                  | -         | -              | -                         | $\frac{4 \text{ h}}{7 \text{ d}}$   | 29 oz                    | -                         | Petal fall timing gives best leafroller control for bloom-time spray application. Do not exceed 3 applications for leafroller control per year. | x                  | -                     | x                           |
| Thionex 50W<br>RUP      | 2A  | 4 lb   | -                        | -         | -              | -                         | $\frac{4 \text{ d}}{21 \text{ d}}$  | 2.5 lb ai                | 3                         | Ground application only. Closed cab required; see label for permitted exceptions. No more than 2 applications postbloom.                        | x                  | x                     | x                           |
| Vendex 50WP<br>RUP      | 12B                                       | -      | -                        | 1.5-2 lb  | -              | 1.5-2 lb                  | $\frac{2 \text{ d}}{14 \text{ d}}$  | 4 lb                     | 2                         | Resistance may be present in some orchards.   | -                  | x                     | x                           |
| Zeal 72 WDG             | 10B                                       | -      | -                        | -         | -              | 2-3 oz                    | $\frac{12 \text{ h}}{14 \text{ d}}$ | 3 oz                     | 1                         | Primarily ovicidal/larvicidal.  | -                  | -                     | x                           |

RUP = restricted use pesticide.

<sup>#</sup>This pest has a history of developing resistance to chemical controls. Careful resistance management practices (alternating control chemistry if possible, careful use of products, and use of biological control where feasible) are strongly recommended.

# APPLES

| Pink (Stages 5 and 6) – Codling Moth Mating Disruption (amount per acre) |   |              |            |                          |                           |  |                    |                       |                             |
|--|---|--------------|------------|--------------------------|---------------------------|--|--------------------|-----------------------|-----------------------------|
| Product and formulation  | Resistance management group (see page 21) | Codling moth | REI<br>PHI | Maximum amount/acre/year | Maximum applications/year | Remarks  | Bees (see page 20) | Buffers (see page 20) | Surface water (see page 20) |
| Checkmate CM-XL 1000   | -   | 120-200 ties | 0 d<br>-   | -                        | -                         | Other products are available, but experience is limited with those products. If pest pressure is high, combine with one or more insecticide applications against the first generation. Treat with insecticides against the second generation if pressure remains high. If lower application rates are used, supplemental treatment with insecticides may be necessary. | -                  | -                     | -                           |
| Checkmate Puffer CM-O  | -   | 1-2 puffers  | 0 d<br>-   | -                        | -                         |  | -                  | -                     | -                           |
| Isomate-C Plus   | -   | 400 ties     | 0 d<br>-   | -                        | -                         |  | -                  | -                     | -                           |
| Isomate-CTT  | -   | 200 ties     | 0 d<br>-   | -                        | -                         |  | -                  | -                     | -                           |
| Nomate CM  | -   | 300-400 ties | 0 d<br>-   | -                        | -                         |  | -                  | -                     | -                           |

# APPLES

## Pink (Stages 5 and 6) - Diseases (efficacy rating\* and amount per acre)

| Product and formulation  | Resistance management group (see page 21) | Powdery mildew, see footnote 1, page 69 | Scab, see footnote 1, page 69 | REI<br>PHI          | Maximum amount/acre/year | Maximum applications/year | Remarks   | Bees (see page 20) | Buffers (see page 20) | Surface water (see page 20) |
|--------------------------|---|---|-------------------------------|---------------------|--------------------------|---------------------------|---|--------------------|-----------------------|-----------------------------|
| Flint 50WG               | 11  | <u>G-E**</u><br>2-2.5 oz                | <u>E**</u><br>2-2.5 oz        | <u>12 h</u><br>14 d | 11 oz                    | 4                         | Do not apply more than 2 sequential applications. See footnotes 8 and 9, page 69.                       | -                  | -                     | x                           |
| Indar 2F                 | 3   | <u>E**</u><br>6-8 oz                    | <u>G**</u><br>6-8 oz          | <u>12 h</u><br>14 d | 32 oz                    | 4                         | -   | -                  | x                     | x                           |
| Mancozeb 75DF<br>Generic | M3  | -                                       | <u>E</u><br>3 or 6 lb         | <u>1 d</u><br>77 d  | 21 or 24 lb              | -                         | Do not apply more than 21 lb/A/year at 3-lb rate or 24 lb/A/year at 6-lb rate. See footnote 7, page 69. | -                  | -                     | x                           |
| Pristine                 | 11 + 3                                    | <u>E</u><br>14.5-18.5 oz                | <u>G-E</u><br>14.5-18.5 oz    | <u>12 h</u><br>0 d  | 74 oz                    | 4                         | Do not apply more than 2 sequential applications. See footnotes 8 and 9, page 69.                       | -                  | -                     | x                           |
| Procure 480SC            | 3   | <u>E**</u><br>8-16 oz                   | <u>G**</u><br>8-16 oz         | <u>12 h</u><br>14 d | 64 oz                    | -                         | -   | -                  | -                     | x                           |
| Rally 40WSP              | 3   | <u>E**</u><br>5-10 oz                   | <u>G**</u><br>5 oz            | <u>1 d</u><br>14 d  | 5 lb                     | -                         | Tank-mix with another fungicide. See footnote 10, page 69.  | -                  | -                     | -                           |
| Syllit FL                | M7  | -                                       | <u>E**</u><br>1.5-4.5 pt      | <u>2 d</u><br>7 d   | -                        | -                         | See footnotes 2 and 6, page 69.   | -                  | -                     | x                           |
| Ziram 76DF               | M3  | -                                       | <u>E</u><br>6-8 lb            | <u>2 d</u><br>14 d  | 32 lb                    | -                         | See footnote 5, page 69.  | -                  | -                     | x                           |

\*Efficacy ratings: E-excellent, G-good, M-moderate, F-fair, S-slight control. See page 70 for ratings of fungicides and bactericides for other apple diseases.

\*\*Resistant pathogens will lower the effectiveness of these fungicides.

Generic = other materials with the same active ingredient are available.

# APPLES

## Early through full bloom - Insects & Mites (amount per acre)

| Product and formulation | Resistance management group (see page 21) | Leafrollers* | Thrips   | REI<br>PHI      | Maximum amount/acre/year | Maximum applications/year | Remarks   | Bees (see page 20) | Buffers (see page 20) | Surface water (see page 20) |
|-------------------------|---|--------------|----------|-----------------|--------------------------|---------------------------|---|--------------------|-----------------------|-----------------------------|
| Carzol SP               | 1A  | -            | 1 lb     | 5 d<br>prebloom | 1.25 lb                  | 1                         | Ground application only. Detrimental to predatory mites with this timing.   | x                  | -                     | x                           |
| Delegate 25WG           | 5   | 4.5-7 oz     | 4.5-7 oz | 4 h<br>7 d      | 28 oz                    | 4                         | -   | x                  | -                     | x                           |
| Entrust 80WP            | 5   | 2-3 oz       | 2-3 oz   | 4 h<br>7 d      | 9 oz                     | -                         | Petal fall timing gives best leafroller control for bloom-time spray application. Do not exceed 3 applications for leafroller control per year. | x                  | -                     | x                           |
| Success 2L              | 5   | 6-10 oz      | 6-10 oz  | 4 h<br>7 d      | 29 oz                    | -                         | Petal fall timing gives best leafroller control for bloom-time spray application. Do not exceed 3 applications for leafroller control per year. | x                  | -                     | x                           |
| Thionex 50W<br>RUP      | 2A  | -            | 3 lb     | 4 d<br>21 d     | 2.5 lb ai                | 3                         | Ground application only. Closed cab required; see label for permitted exceptions. No more than 2 applications postbloom.                        | x                  | x                     | x                           |

RUP = restricted use pesticide.

\*This pest has a history of developing resistance to chemical controls. Careful resistance management practices (alternating control chemistry if possible, careful use of products, and use of biological control where feasible) are strongly recommended.

# APPLES

## Bloom - Diseases (amount per acre)

| Product and formulation                   | Resistance management group<br>(see page 21) | Fire blight <sup>##</sup> | REI<br>PHI                          | Maximum amount/acre/year | Maximum applications/year | Remarks   | Bees (see page 20) | Buffers (see page 20) | Surface water (see page 20) |
|---|--|---------------------------|-------------------------------------|--------------------------|---------------------------|---|--------------------|-----------------------|-----------------------------|
| Agrimycin 17<br>(streptomycin)<br>Generic | 25   | 28.8 oz                   | $\frac{12 \text{ h}}{50 \text{ d}}$ | -                        | -                         | Extensive resistance to streptomycin has been found throughout the Mid-Columbia area. Do not exceed 1 lb per 100 gal of water. 2-year shelf life.   | -                  | -                     | -                           |
| BlightBan A506                            | biological                                   | 5-7 oz                    | $\frac{4 \text{ h}}{-}$             | -                        | -                         | Use the 5-oz rate in 50-150 GPA and the 7-oz rate in 200-300 GPA. Use at 20% and again at 50% bloom. Works best at the beginning of an infection period. Do not use with terramycin or copper-based products. Allow at least 5 days between applications of this product and terramycin. Must be integrated with other fire blight control tactics. The addition of chelated iron as Sequestrene 138 at 1 lb/100 gal water in a tank mix with BlightBan improves disease control over BlightBan alone. This is a safe and legal use; however, it would remove the registrant from any legal/financial responsibility.<br><br><i>Do not use straight iron sulfate in the tank mix, as that use will burn flowers and russet fruit.</i> | -                  | -                     | -                           |
| Bloomtime Biological FD                   | biological                                   | 0.33-0.44 lb              | $\frac{4 \text{ h}}{-}$             | -                        | -                         | Use at 15 to 20% bloom and again at full bloom to petal fall. Do not apply after fruit set. Do not use with terramycin or copper-based products. Allow at least 7 days between applications of this product and terramycin. The unformulated active ingredient works well. This product alone will not control fire blight and must be integrated into a regular antibiotic schedule.   | -                  | -                     | -                           |
| Mycoshield<br>(terramycin)<br>Generic     | 41   | 8 or 16 oz                | $\frac{12 \text{ h}}{60 \text{ d}}$ | 5 lb                     | 5                         | Apply at the rate of 8 oz in 50 gal or 16 oz in 100 gal of water. Do not use higher gallonages because the effectiveness of terramycin is reduced.  | -                  | -                     | -                           |

<sup>##</sup> For best results, use predictive model (Cougarblight) to time applications. See page 24.

Generic = other materials with the same active ingredient are available.

# APPLES

## Petal Fall - Insects & Mites (amount per acre)

| Product and formulation  | Resistance management group (see page 21) | Leafrollers**         | San Jose scale | Tentiform leafminer <sup>#</sup> | REI<br>PHI                          | Maximum amount/acre/year | Maximum applications/year | Remarks  | Bees (see page 20) | Buffers (see page 20) | Surface water (see page 20) |
|--|---|-----------------------|----------------|----------------------------------|-------------------------------------|--------------------------|---------------------------|--|--------------------|-----------------------|-----------------------------|
| Altacor 35WDG  | 28  | 2.5-4.5 oz            | -              | 2.5-4.5 oz                       | $\frac{4 \text{ h}}{14 \text{ d}}$  | 9 oz                     | 4                         | Use higher rates for leafrollers. Use 100 gal/A to 200 gal/A water. Do not use an adjuvant with Altacor within 60 days of harvest.   | -                  | -                     | x                           |
| <i>Bacillus thuringiensis</i> (B.t.) (Deliver, Dipel, Javelin) | 11B2                                      | Rates vary; see label | -              | -                                | $\frac{4 \text{ h}}{0 \text{ d}}$   | -                        | -                         | Apply when temperatures will exceed 60°F. For effective control, 2 to 3 sprays usually are needed. Pink and petal fall sprays are most critical. Apply sprays 14-21 days apart. Complete coverage is necessary for good control. | -                  | -                     | -                           |
| Delegate 25WG  | 5   | 4.5-7 oz              | -              | 4.5-7 oz                         | $\frac{4 \text{ h}}{7 \text{ d}}$   | 28 oz                    | 4                         | -  | x                  | -                     | x                           |
| Entrust 80WP   | 5   | 2-3 oz                | -              | 2-3 oz                           | $\frac{4 \text{ h}}{7 \text{ d}}$   | 9 oz                     | -                         | Do not exceed 3 applications for leafroller control per year.  | x                  | -                     | x                           |
| Esteem 35WP  | 7C  | 4-5 oz                | 4-5 oz         | 4-5 oz                           | $\frac{12 \text{ h}}{45 \text{ d}}$ | 10 oz                    | 2                         | Will provide leafroller suppression as part of a season-long program.  | -                  | -                     | x                           |
| Intrepid 2F  | 18  | 16 oz                 | -              | -                                | $\frac{4 \text{ h}}{14 \text{ d}}$  | 64 oz                    | -                         | Make 1-2 applications against overwintering generation larvae, depending on pest pressure.   | -                  | x                     | x                           |
| Proclaim 5SG<br>RUP  | 6   | 3.2-4.8 oz            | -              | 3.2-4.8 oz                       | $\frac{12 \text{ h}}{14 \text{ d}}$ | 14.4 oz                  | -                         | Ground application only.   | x                  | x                     | x                           |
| Success 2L   | 5   | 6-10 oz               | -              | 4-10 oz                          | $\frac{4 \text{ h}}{7 \text{ d}}$   | 29 oz                    | -                         | Do not exceed 3 applications for leafroller control per year.  | x                  | -                     | x                           |

RUP = restricted use pesticide.

<sup>#</sup>This pest has a history of developing resistance to chemical controls. Careful resistance management practices (alternating control chemistry if possible, careful use of products, and use of biological control where feasible) are strongly recommended.

<sup>\*\*</sup>Petal fall timing gives best control for bloom-time spray application.

# APPLES

## Petal Fall - Diseases (efficacy rating\* and amount per acre)

| Product and formulation  | Resistance management group (see page 21) | Powdery mildew, see footnote 1, page 69 | Scab, see footnote 1, page 69 | REI<br>PHI          | Maximum amount/acre/year | Maximum applications/year | Remarks   | Bees (see page 20) | Buffers (see page 20) | Surface water (see page 20) |
|--------------------------|---|---|-------------------------------|---------------------|--------------------------|---------------------------|---|--------------------|-----------------------|-----------------------------|
| Flint 50WG               | 11  | <u>G-E</u> **<br>2-2.5 oz               | <u>E</u> **<br>2-2.5 oz       | <u>12 h</u><br>14 d | 11 oz                    | 4                         | Do not apply more than 2 sequential applications. See footnotes 8 and 9, page 69.                       | -                  | -                     | x                           |
| Indar 2F                 | 3   | <u>E</u> **<br>6-8 oz                   | <u>G</u> **<br>6-8 oz         | <u>12 h</u><br>14 d | 32 oz                    | 4                         | -   | -                  | x                     | x                           |
| Mancozeb 75DF<br>Generic | M3  | -                                       | <u>E</u><br>3 or 6 lb         | <u>1 d</u><br>77 d  | 21 or 24 lb              | -                         | Do not apply more than 21 lb/A/year at 3-lb rate or 24 lb/A/year at 6-lb rate. See footnote 7, page 69. | -                  | -                     | x                           |
| Pristine                 | 11 + 3                                    | <u>E</u><br>14.5-18.5 oz                | <u>G-E</u><br>14.5-18.5 oz    | <u>12 h</u><br>0 d  | 74 oz                    | 4                         | Do not apply more than 2 sequential applications. See footnotes 8 and 9, page 69.                       | -                  | -                     | x                           |
| Procure 480SC            | 3   | <u>E</u> **<br>8-16 oz                  | <u>G</u> **<br>8-16 oz        | <u>12 h</u><br>14 d | 64 oz                    | -                         | -   | -                  | -                     | x                           |
| Rally 40WSP              | 3   | <u>E</u> **<br>5-10 oz                  | <u>G</u> **<br>5 oz           | <u>1 d</u><br>14 d  | 5 lb                     | -                         | Tank-mix with another fungicide. See footnote 10, page 69.  | -                  | -                     | -                           |
| Syllit FL                | M7  | -                                       | <u>E</u> **<br>1.5-4.5 pt     | <u>2 d</u><br>7 d   | -                        | -                         | See footnotes 2 and 6, page 69.   | -                  | -                     | x                           |
| Ziram 76DF               | M3  | -                                       | <u>F</u><br>6-8 lb            | <u>2 d</u><br>14 d  | 32 lb                    | -                         | See footnote 5, page 69.  | -                  | -                     | x                           |

\*Efficacy ratings: E-excellent, G-good, M-moderate, F-fair, S-slight control. See page 70 for ratings of fungicides and bactericides for other apple diseases.

\*\*Resistant pathogens will lower the effectiveness of these fungicides.

Generic = other materials with the same active ingredient are available.

# APPLES

## Ten Days to Two Weeks After Petal Fall - *Insects & Mites (amount per acre)*

| Product and formulation         | Resistance management group (see page 21) | San Jose scale | Tentiform leafminer <sup>#</sup> | REI<br>PHI                          | Maximum amount/acre/year | Maximum applications/year | Remarks  | Bees (see page 20) | Buffers (see page 20) | Surface water (see page 20) |
|---------------------------------|---|----------------|----------------------------------|-------------------------------------|--------------------------|---------------------------|--|--------------------|-----------------------|-----------------------------|
| Agri-Mek 0.15EC<br>RUP, Generic | 6   | -              | 10-20 oz                         | $\frac{12 \text{ h}}{28 \text{ d}}$ | 40 oz                    | 2                         | Apply from petal fall until 6 weeks from petal fall in combination with oil at 0.25% of spray volume. Higher rates of oil volume used in combination with Agri-Mek may mark the fruit. | x                  | x                     | x                           |
| Altacor 35WDG                   | 28  | -              | 2.5-4 oz                         | $\frac{4 \text{ h}}{14 \text{ d}}$  | 9 oz                     | 4                         | Use 100 gal/A to 200 gal/A water. Do not use an adjuvant with Altacor within 60 days of harvest.   | -                  | -                     | x                           |
| Assail 30SG                     | 4A  | -              | 2.5 oz                           | $\frac{12 \text{ h}}{7 \text{ d}}$  | 32 oz                    | 4                         | Addition of HMO at up to 0.5% of spray volume has been shown to improve activity and suppress spider mites.  | x                  | -                     | -                           |
| Assail 70WP                     | 4A  | -              | 1.1 oz                           | $\frac{12 \text{ h}}{7 \text{ d}}$  | 13.5 oz                  | 4                         | Addition of HMO at up to 0.5% of spray volume has been shown to improve activity and suppress spider mites.  | x                  | -                     | -                           |
| Calypso 4F                      | 4A  | -              | 2-4 oz                           | $\frac{12 \text{ h}}{30 \text{ d}}$ | 16 oz                    | -                         | -  | x                  | x                     | -                           |
| Clutch 50WDG                    | 4A  | -              | 3 oz                             | $\frac{12 \text{ h}}{7 \text{ d}}$  | 6.4 oz                   | -                         | -  | x                  | -                     | x                           |
| Delegate 25WG                   | 5   | -              | 4.5-7 oz                         | $\frac{4 \text{ h}}{7 \text{ d}}$   | 28 oz                    | 4                         | -  | x                  | -                     | x                           |
| Entrust 80WP                    | 5   | -              | 1.5-3 oz                         | $\frac{4 \text{ h}}{7 \text{ d}}$   | 9 oz                     | -                         | -  | x                  | -                     | x                           |
| Esteem 35WP                     | 7C  | -              | 4-5 oz                           | $\frac{12 \text{ h}}{45 \text{ d}}$ | 10 oz                    | 2                         | -  | -                  | -                     | x                           |
| Proclaim 5SG<br>RUP             | 6   | -              | 3.2-4.8 oz                       | $\frac{12 \text{ h}}{14 \text{ d}}$ | 14.4 oz                  | -                         | Ground application only.   | x                  | x                     | x                           |
| Success 2L                      | 5   | -              | 4-10 oz                          | $\frac{4 \text{ h}}{7 \text{ d}}$   | 29 oz                    | -                         | Do not exceed 3 applications for leafroller control per year.  | x                  | -                     | x                           |
| Ultror 1.25SC                   | 23  | 10-14 oz       | -                                | $\frac{1 \text{ d}}{7 \text{ d}}$   | 40 oz                    | -                         | Continued registration of Ultror was in question when this guide went to press in January 2010. Do not apply before petal fall. Surfactant is required, see label.                     | x                  | -                     | x                           |

RUP = restricted use pesticide.

Generic = other materials with the same active ingredient are available.

<sup>#</sup>This pest has a history of developing resistance to chemical controls. Careful resistance management practices (alternating control chemistry if possible, careful use of products, and use of biological control where feasible) are strongly recommended.



# APPLES

## Ten Days to Two Weeks After Petal Fall - Diseases (efficacy rating\* and amount per acre)

Same as earlier stages

| Product and formulation  | Resistance management group (see page 21) | Powdery mildew, see footnote 1, page 69 | Scab, see footnote 1, page 69 | REI<br>PHI          | Maximum amount/acre/year | Maximum applications/year | Remarks   | Bees (see page 20) | Buffers (see page 20) | Surface water (see page 20) |
|--------------------------|---|---|-------------------------------|---------------------|--------------------------|---------------------------|---|--------------------|-----------------------|-----------------------------|
| Flint 50WG               | 11  | <u>G-E**</u><br>2-2.5 oz                | <u>E**</u><br>2-2.5 oz        | <u>12 h</u><br>14 d | 11 oz                    | 4                         | Do not apply more than 2 sequential applications. See footnotes 8 and 9, page 69.                       | -                  | -                     | x                           |
| Indar 2F                 | 3   | <u>E**</u><br>6-8 oz                    | <u>G**</u><br>6-8 oz          | <u>12 h</u><br>14 d | 32 oz                    | 4                         | -   | -                  | x                     | x                           |
| Mancozeb 75DF<br>Generic | M3  | -                                       | <u>E</u><br>3 or 6 lb         | <u>1 d</u><br>77 d  | 21 or 24 lb              | -                         | Do not apply more than 21 lb/A/year at 3-lb rate or 24 lb/A/year at 6-lb rate. See footnote 7, page 69. | -                  | -                     | x                           |
| Pristine                 | 11 + 3                                    | <u>E</u><br>14.5-18.5 oz                | <u>G-E</u><br>14.5-18.5 oz    | <u>12 h</u><br>0 d  | 74 oz                    | 4                         | Do not apply more than 2 sequential applications. See footnotes 8 and 9, page 69.                       | -                  | -                     | x                           |
| Procure 480SC            | 3   | <u>E**</u><br>8-16 oz                   | <u>G**</u><br>8-16 oz         | <u>12 h</u><br>14 d | 64 oz                    | -                         | -   | -                  | -                     | x                           |
| Rally 40WSP              | 3   | <u>E**</u><br>5-10 oz                   | <u>G**</u><br>5 oz            | <u>1 d</u><br>14 d  | 5 lb                     | -                         | Tank-mix with another fungicide. See footnote 10, page 69.  | -                  | -                     | -                           |
| Syllit FL                | M7  | -                                       | <u>E**</u><br>1.5-4.5 pt      | <u>2 d</u><br>7 d   | -                        | -                         | See footnotes 2 and 6, page 69.   | -                  | -                     | x                           |
| Ziram 76DF               | M3  | -                                       | <u>F</u><br>6-8 lb            | <u>2 d</u><br>14 d  | 32 lb                    | -                         | See footnote 5, page 69.  | -                  | -                     | x                           |

\*Efficacy ratings: E-excellent, G-good, M-moderate, F-fair, S-slight control. See page 70 for ratings of fungicides and bactericides for other apple diseases.

\*\*Resistant pathogens will lower the effectiveness of these fungicides.

Generic = other materials with the same active ingredient are available.

# APPLES

## Late Spring and Summer Cover Sprays - *Insects & Mites* (amount per acre) See footnote 4, page 69.

| Product and formulation   | Resistance management group (see page 21) | Aphids   | Apple maggot | Codling moth             | Leafhoppers | Leafrollers <sup>#</sup> | Mites <sup>#</sup> | San Jose scale crawlers | Tarnished plant bug | Tentiform leafminer <sup>#</sup> | Woolly apple aphid | REI/PHI  | Maximum amount/acre/year | Maximum applications/year | Bees (see page 20) | Buffers (see page 20) | Surface water (see page 20) |
|---|---|--|--------------|--------------------------|-------------|--------------------------|--------------------|-------------------------|---------------------|----------------------------------|--------------------|--|--------------------------|---------------------------|--------------------|-----------------------|-----------------------------|
| Acramite 50WS   | 25  | -  | -            | -                        | -           | -                        | 0.75-1 lb          | -                       | -                   | -                                | -                  | $\frac{12 \text{ h}}{7 \text{ d}}$                 | -                        | 1                         | x                  | -                     | x                           |
|   | Remarks:                                  | Will not control rust mites.   |              |                          |             |                          |                    |                         |                     |                                  |                    |  |                          |                           |                    |                       |                             |
| Actara 25WDG  | 4A  | 2-2.75 oz  | -            | -                        | 2-2.75 oz   | -                        | -                  | -                       | -                   | 4.5-5.5 oz                       | -                  | $\frac{12 \text{ h}}{14 \text{ or } 35 \text{ d}}$ | 16.5 oz                  | -                         | x                  | x                     | x                           |
|   | Remarks:                                  | Increase PHI to 35 days if application is over 2.75 oz.  |              |                          |             |                          |                    |                         |                     |                                  |                    |  |                          |                           |                    |                       |                             |
| Altacor 35WDG   | 28  | -  | -            | 3-4.5 oz                 | -           | 3-4.5 oz                 | -                  | -                       | -                   | 2.5-4 oz                         | -                  | $\frac{4 \text{ h}}{14 \text{ d}}$                 | 9 oz                     | 4                         | -                  | -                     | x                           |
|   | Remarks:                                  | Use 100 gal/A to 200 gal/A water. Do not use an adjuvant with Altacor within 60 days of harvest.   |              |                          |             |                          |                    |                         |                     |                                  |                    |  |                          |                           |                    |                       |                             |
| Apollo 50SC   | 10A                                       | -  | -            | -                        | -           | -                        | 4-8 oz             | -                       | -                   | -                                | -                  | $\frac{12 \text{ h}}{45 \text{ d}}$                | -                        | 1                         | -                  | x                     | -                           |
|   | Remarks:                                  | Ground application only. Will not control rust mites. Do not use any combination of Apollo, Onager, and Savey in the same growing season.  |              |                          |             |                          |                    |                         |                     |                                  |                    |  |                          |                           |                    |                       |                             |
| Assail 30SG   | 4A  | 2.5-4 oz   | 8 oz         | 8 oz                     | 2.5-4 oz    | -                        | -                  | -                       | -                   | 2.5-4 oz                         | -                  | $\frac{12 \text{ h}}{7 \text{ d}}$                 | 32 oz                    | 4                         | x                  | -                     | -                           |
|   | Remarks:                                  | Addition of HMO at up to 0.5% of spray volume has been shown to improve activity and suppress spider mites.  |              |                          |             |                          |                    |                         |                     |                                  |                    |  |                          |                           |                    |                       |                             |
| Assail 70WP   | 4A  | 1.1-1.7 oz   | 3.4 oz       | 3.4 oz                   | 1.1-1.7 oz  | -                        | -                  | -                       | -                   | 1.1-1.7 oz                       | -                  | $\frac{12 \text{ h}}{7 \text{ d}}$                 | 13.5 oz                  | 4                         | x                  | -                     | -                           |
|   | Remarks:                                  | Addition of HMO at up to 0.5% of spray volume has been shown to improve activity and suppress spider mites.  |              |                          |             |                          |                    |                         |                     |                                  |                    |  |                          |                           |                    |                       |                             |
| Avaunt 30WG   | 22  | -  | -            | 5-6 oz <sup>s</sup>      | 5-6 oz      | -                        | -                  | -                       | 5-6 oz              | -                                | -                  | $\frac{12 \text{ h}}{14 \text{ d}}$                | 24 oz                    | 4                         | x                  | -                     | x                           |
|   | Remarks:                                  | Apply in spray volume of 200 gal/A or less.  |              |                          |             |                          |                    |                         |                     |                                  |                    |  |                          |                           |                    |                       |                             |
| <i>Bacillus thuringiensis</i> (B.t.)<br>(Deliver, Dipel, Javelin) | 11B2                                      | -  | -            | -                        | -           | Rates vary; see label    | -                  | -                       | -                   | -                                | -                  | $\frac{4 \text{ h}}{0 \text{ d}}$                  | -                        | -                         | -                  | -                     | -                           |
|   | Remarks:                                  | Apply when temperatures will exceed 60°F. For effective control, 2 to 3 sprays usually are needed. Pink and petal fall sprays are most critical. Apply sprays 14-21 days apart. Complete coverage is necessary for good control.                                   |              |                          |             |                          |                    |                         |                     |                                  |                    |  |                          |                           |                    |                       |                             |
| Calypso 4F  | 4A  | 2-4 oz   | -            | 4-8 oz                   | 2-4 oz      | -                        | -                  | -                       | 2-4 oz              | 2-4 oz                           | -                  | $\frac{12 \text{ h}}{30 \text{ d}}$                | 16 oz                    | -                         | x                  | x                     | -                           |
|   | Remarks:                                  | For codling moth, apply first spray at start of egg laying to shortly before first egg hatch. Apply subsequent sprays at 2-week intervals. For tentiform leafminer, target sap-feeding stage.  |              |                          |             |                          |                    |                         |                     |                                  |                    |  |                          |                           |                    |                       |                             |
| Carpovirusine   | -   | -  | -            | 6.8-13.5 oz <sup>s</sup> | -           | -                        | -                  | -                       | -                   | -                                | -                  | $\frac{12 \text{ h}}{0 \text{ d}}$                 | -                        | -                         | -                  | -                     | -                           |
|   | Remarks:                                  | Granulosis virus applications will cause high larval mortality but some superficial fruit damage (stings) may occur. Thorough coverage is necessary. Make first application at beginning of egg hatch and repeat at 10-day interval as needed to maintain control. |              |                          |             |                          |                    |                         |                     |                                  |                    |  |                          |                           |                    |                       |                             |

continues on next page

continues on next page

# APPLES

**CONTINUED: Late Spring and Summer Cover Sprays - Insects & Mites (amount per acre) See footnote 4, page 69.**

| Product and formulation   | Resistance management group (see page 21) | Aphids  | Apple maggot | Codling moth        | Leafhoppers | Leafrollers <sup>#</sup> | Mites <sup>#</sup> | San Jose scale crawlers | Tarnished plant bug | Tentiform leafminer <sup>#</sup> | Woolly apple aphid | REI/PHI  | Maximum amount/acre/year | Maximum applications/year | Bees (see page 20) | Buffers (see page 20) | Surface water (see page 20) |
|---|---|---|--------------|---------------------|-------------|--------------------------|--------------------|-------------------------|---------------------|----------------------------------|--------------------|--|--------------------------|---------------------------|--------------------|-----------------------|-----------------------------|
| Centaur 70WDG   | 16  | -   | -            | -                   | 34.5 oz     | -                        | -                  | 34.5 oz                 | -                   | -                                | -                  | $\frac{12 \text{ h}}{14 \text{ d}}$                | 34.5 oz                  | 1                         | -                  | -                     | -                           |
|   | Remarks:                                  | For scale crawlers, apply at peak emergence.  |              |                     |             |                          |                    |                         |                     |                                  |                    |  |                          |                           |                    |                       |                             |
| Clutch 50WDG  | 4A  | 2-3 oz  | 3 oz         | 6 oz <sup>s</sup>   | 2-3 oz      | -                        | -                  | -                       | -                   | 3 oz                             | -                  | $\frac{12 \text{ h}}{7 \text{ d}}$                 | 6.4 oz                   | -                         | x                  | -                     | x                           |
| Cyd-X +<br>Nufilm-17  | -   | -   | -            | 3 oz <sup>s</sup>   | -           | -                        | -                  | -                       | -                   | -                                | -                  | $\frac{4 \text{ h}}{0 \text{ d}}$                  | -                        | -                         | -                  | -                     | -                           |
|   | -   | -   | -            | 8-16 oz             | -           | -                        | -                  | -                       | -                   | -                                | -                  | -  | -                        | -                         | -                  | -                     | -                           |
|   | Remarks:                                  | Granulosis virus applications will cause high larval mortality but some superficial fruit damage (stings) may occur. Thorough coverage is necessary. Make first application at beginning of egg hatch and repeat at 7-day interval as needed to maintain control.       |              |                     |             |                          |                    |                         |                     |                                  |                    |  |                          |                           |                    |                       |                             |
| Delegate 25WG   | 5   | -   | 6-7 oz       | 6-7 oz              | -           | 4.5-7 oz                 | -                  | -                       | -                   | 4.5-7 oz                         | -                  | $\frac{4 \text{ h}}{7 \text{ d}}$                  | 28 oz                    | 4                         | x                  | -                     | x                           |
| Diazinon 50WP<br><small>RUP; Generic</small>                            | 1B  | -   | -            | -                   | -           | -                        | -                  | -                       | -                   | -                                | 4 lb               | $\frac{4 \text{ d}}{21 \text{ d}}$                 | -                        | 2                         | x                  | x                     | x                           |
|   | Remarks:                                  | May also control scale crawlers. Closed cab required; see label for permitted exceptions. Two applications allowed—one dormant and one postbloom or two postbloom. Packing house may require longer PHI.  |              |                     |             |                          |                    |                         |                     |                                  |                    |  |                          |                           |                    |                       |                             |
| Entrust 80WP  | 5   | -   | -            | 2-3 oz <sup>s</sup> | -           | 2-3 oz                   | -                  | -                       | -                   | 1.5-3 oz                         | -                  | $\frac{4 \text{ h}}{7 \text{ d}}$                  | 9 oz                     | -                         | x                  | -                     | x                           |
|   | Remarks:                                  | Do not exceed 3 applications per year for leafroller control.   |              |                     |             |                          |                    |                         |                     |                                  |                    |  |                          |                           |                    |                       |                             |
| Envirdor 2SC  | 23  | -   | -            | -                   | -           | -                        | 16-18 oz           | -                       | -                   | -                                | -                  | $\frac{12 \text{ h}}{7 \text{ d}}$                 | 18 oz                    | 1                         | x                  | -                     | x                           |
| Esteem 35WP   | 7C  | -   | -            | 4-5 oz <sup>s</sup> | -           | -                        | -                  | 4-5 oz                  | -                   | 4-5 oz                           | -                  | $\frac{12 \text{ h}}{45 \text{ d}}$                | 10 oz                    | 2                         | -                  | -                     | x                           |
|   | Remarks:                                  | For codling moth, the addition of 1% oil has been shown to increase activity. See label for application timing.<br>For scale crawlers, apply at beginning of emergence. Oil improves performance. Will provide leafroller suppression as part of a season-long program. |              |                     |             |                          |                    |                         |                     |                                  |                    |  |                          |                           |                    |                       |                             |
| Fujimite 5EC  | 21A                                       | -   | -            | -                   | -           | -                        | 2 pt               | -                       | -                   | -                                | -                  | $\frac{12 \text{ h}}{14 \text{ d}}$                | 2 pt                     | 2                         | -                  | x                     | x                           |
|   | Remarks:                                  | To avoid resistance development, do not rotate with Nexter.   |              |                     |             |                          |                    |                         |                     |                                  |                    |  |                          |                           |                    |                       |                             |
| Guthion Solupak 50WP<br>(azinphosmethyl)<br><small>RUP; Generic</small> | 1B  | -   | 1.5-2 lb     | 1-2 lb              | -           | -                        | -                  | -                       | -                   | -                                | -                  | $\frac{14 \text{ d}}{14 \text{ or } 21 \text{ d}}$ | 4 lb                     | -                         | x                  | x                     | x                           |
|   | Remarks:                                  | Increase PHI to 21 days if last application is over 2 lb. High rates may be damaging to predatory mites. Packing house may require longer PHI.  |              |                     |             |                          |                    |                         |                     |                                  |                    |  |                          |                           |                    |                       |                             |
| Imidan 70W  | 1B  | -   | 3-5 lb       | 3-5 lb              | -           | -                        | -                  | -                       | -                   | -                                | -                  | $\frac{3 \text{ d}}{7 \text{ d}}$                  | 30 lb                    | -                         | x                  | -                     | x                           |
|   | Remarks:                                  | Use caution near cherry orchards due to phytotoxicity on certain cherry varieties. Packing house may require longer PHI.  |              |                     |             |                          |                    |                         |                     |                                  |                    |  |                          |                           |                    |                       |                             |

continues on next page

continues on next page

# APPLES

**CONTINUED: Late Spring and Summer Cover Sprays - Insects & Mites (amount per acre) See footnote 4, page 69.**

| Product and formulation                   | Resistance management group (see page 21) | Aphids   | Apple maggot | Codling moth         | Leafhoppers | Leafrollers <sup>#</sup> | Mites <sup>#</sup> | San Jose scale crawlers | Tarnished plant bug | Tentiform leafminer <sup>#</sup> | Woolly apple aphid | REI<br>PHI   | Maximum amount/acre/year | Maximum applications/year | Bees (see page 20) | Buffers (see page 20) | Surface water (see page 20) |
|---|---|--|--------------|----------------------|-------------|--------------------------|--------------------|-------------------------|---------------------|----------------------------------|--------------------|--------------|--------------------------|---------------------------|--------------------|-----------------------|-----------------------------|
| Intrepid 2F                               | 18  | -  | -            | 16 oz <sup>S</sup>   | -           | 16 oz                    | -                  | -                       | -                   | -                                | -                  | 4 h<br>14 d  | 64 oz                    | -                         | -                  | x                     | x                           |
|   | Remarks:                                  | See label for application timing.  |              |                      |             |                          |                    |                         |                     |                                  |                    |              |                          |                           |                    |                       |                             |
| Kanemite 15SC                             | 20B                                       | -  | -            | -                    | -           | -                        | 21-31 oz           | -                       | -                   | -                                | -                  | 12 h<br>14 d | 62 oz                    | 2                         | -                  | x                     | x                           |
|   | Remarks:                                  | Will not control rust mites. Ground application only.  |              |                      |             |                          |                    |                         |                     |                                  |                    |              |                          |                           |                    |                       |                             |
| Nexter 75WP                               | 21A                                       | -  | -            | -                    | -           | -                        | 4.4-10.6 oz        | -                       | -                   | -                                | -                  | 12 h<br>25 d | 10.67 oz                 | 1                         | x                  | -                     | x                           |
|   | Remarks:                                  | For European red mite and apple rust mite only, use up to 5.2 oz/A. Results for McDaniels and twospotted spider mites have been inconsistent. Ground application only. To avoid resistance development, do not rotate with Fujimite. |              |                      |             |                          |                    |                         |                     |                                  |                    |              |                          |                           |                    |                       |                             |
| Onager 1EC                                | 10A                                       | -  | -            | -                    | -           | -                        | 16-24 oz           | -                       | -                   | -                                | -                  | 12 h<br>28 d | -                        | 1                         | -                  | -                     | x                           |
|   | Remarks:                                  | Will not control rust mites. Do not use any combination of Apollo, Onager, and Savey in the same growing season.   |              |                      |             |                          |                    |                         |                     |                                  |                    |              |                          |                           |                    |                       |                             |
| Proclaim 5SG<br>RUP                       | 6   | -  | -            | -                    | -           | 3.2-4.8 oz               | -                  | -                       | -                   | 3.2-4.8 oz                       | -                  | 12 h<br>14 d | 14.4 oz                  | -                         | x                  | x                     | x                           |
|   | Remarks:                                  | Ground application only.   |              |                      |             |                          |                    |                         |                     |                                  |                    |              |                          |                           |                    |                       |                             |
| Provado 1.6F<br>(imidacloprid)<br>Generic | 4A  | 4-8 oz   | -            | -                    | 4-8 oz      | -                        | -                  | -                       | -                   | 4-8 oz                           | -                  | 12 h<br>7 d  | 40 oz                    | -                         | x                  | x                     | x                           |
|   | Remarks:                                  | Postbloom only.  |              |                      |             |                          |                    |                         |                     |                                  |                    |              |                          |                           |                    |                       |                             |
| Rimon 0.83EC                              | 15  | -  | -            | 30-50 oz             | -           | -                        | -                  | -                       | -                   | -                                | -                  | 12 h<br>14 d | 150 oz                   | 4                         | -                  | x                     | x                           |
|   | Remarks:                                  | Can be applied with up to 0.25% HMO.   |              |                      |             |                          |                    |                         |                     |                                  |                    |              |                          |                           |                    |                       |                             |
| Savey 50DF                                | 10A                                       | -  | -            | -                    | -           | -                        | 3-6 oz             | -                       | -                   | -                                | -                  | 12 h<br>28 d | -                        | 1                         | -                  | -                     | x                           |
|   | Remarks:                                  | Will not control rust mites. Do not use any combination of Apollo, Onager, and Savey in the same growing season.   |              |                      |             |                          |                    |                         |                     |                                  |                    |              |                          |                           |                    |                       |                             |
| Sevin 4F<br>(carbaryl)<br>Generic         | 1A  | -  | -            | -                    | 2-4 pt      | -                        | -                  | -                       | -                   | -                                | -                  | 12 h<br>3 d  | 15 qt                    | 8                         | x                  | x                     | x                           |
|   | Remarks:                                  | Carbaryl may disrupt integrated mite control. Use higher rate if leafhopper population is mainly adults.   |              |                      |             |                          |                    |                         |                     |                                  |                    |              |                          |                           |                    |                       |                             |
| Success 2L                                | 5   | -  | -            | 6-10 oz <sup>S</sup> | -           | 6-10 oz                  | -                  | -                       | -                   | 4-10 oz                          | -                  | 4 h<br>7 d   | 29 oz                    | -                         | x                  | -                     | x                           |
|   | Remarks:                                  | Do not exceed 3 applications per year for leafroller control.  |              |                      |             |                          |                    |                         |                     |                                  |                    |              |                          |                           |                    |                       |                             |
| Thionex 50W<br>RUP                        | 2A  | 3 lb   | -            | -                    | 3 lb        | -                        | -                  | -                       | -                   | -                                | 4-5 lb             | 4 d<br>21 d  | 2.5 lb ai                | 3                         | x                  | x                     | x                           |
|   | Remarks:                                  | Ground application only. Closed cab required; see label for permitted exceptions. No more than 2 applications postbloom.   |              |                      |             |                          |                    |                         |                     |                                  |                    |              |                          |                           |                    |                       |                             |

continues on next page

continues on next page

# APPLES

## CONTINUED: Late Spring and Summer Cover Sprays - Insects & Mites (amount per acre) See footnote 4, page 69.

| Product and formulation | Resistance management group (see page 21) | Aphids  | Apple maggot | Codling moth           | Leafhoppers | Leafrollers <sup>#</sup> | Mites <sup>#</sup> | San Jose scale crawlers | Tarnished plant bug | Tentiform leafminer <sup>#</sup> | Woolly apple aphid | REI<br>PHI                          | Maximum amount/acre/year | Maximum applications/year | Bees (see page 20) | Buffers (see page 20) | Surface water (see page 20) |
|-------------------------|---|---|--------------|------------------------|-------------|--------------------------|--------------------|-------------------------|---------------------|----------------------------------|--------------------|-------------------------------------|--------------------------|---------------------------|--------------------|-----------------------|-----------------------------|
| Ultor 1.25SC            | 23  | -   | -            | -                      | -           | -                        | -                  | 10-14 oz                | -                   | -                                | -                  | $\frac{1 \text{ d}}{7 \text{ d}}$   | 40 oz                    | -                         | x                  | -                     | x                           |
|                         | Remarks:                                  | Continued registration of Ultor was in question when this guide went to press in January 2010. Do not apply <i>until after</i> petal fall. Surfactant is required, see label.   |              |                        |             |                          |                    |                         |                     |                                  |                    |                                     |                          |                           |                    |                       |                             |
| Vendex 50WP<br>RUP      | 12B                                       | -   | -            | -                      | -           | -                        | 1.5-2 lb           | -                       | -                   | -                                | -                  | $\frac{2 \text{ d}}{14 \text{ d}}$  | 4 lb                     | 2                         | -                  | x                     | x                           |
|                         | Remarks:                                  | Resistance may be present in some orchards.   |              |                        |             |                          |                    |                         |                     |                                  |                    |                                     |                          |                           |                    |                       |                             |
| Virosoft                | -   | -   | -            | See label <sup>§</sup> | -           | -                        | -                  | -                       | -                   | -                                | -                  | $\frac{4 \text{ h}}{0 \text{ d}}$   | -                        | -                         | -                  | -                     | -                           |
|                         | Remarks:                                  | Granulosis virus applications will cause high larval mortality but some superficial fruit damage (stings) may occur. Thorough coverage is necessary. Make first application at beginning of egg hatch and repeat as needed to maintain control. |              |                        |             |                          |                    |                         |                     |                                  |                    |                                     |                          |                           |                    |                       |                             |
| Vydate 2L               | 1A  | -   | -            | -                      | -           | -                        | -                  | -                       | -                   | 2 pt                             | -                  | $\frac{2 \text{ d}}{14 \text{ d}}$  | 8 pt                     | 4                         | -                  | -                     | x                           |
|                         | Remarks:                                  | Detrimental to predatory mites with this timing. Do not apply Vydate less than 30 days after full bloom.  |              |                        |             |                          |                    |                         |                     |                                  |                    |                                     |                          |                           |                    |                       |                             |
| Zeal 72WDG              | 10B                                       | -   | -            | -                      | -           | -                        | 2-3 oz             | -                       | -                   | -                                | -                  | $\frac{12 \text{ h}}{14 \text{ d}}$ | 3 oz                     | 1                         | -                  | -                     | x                           |
|                         | Remarks:                                  | Will not control rust mites. Primarily ovicidal/larvicidal.   |              |                        |             |                          |                    |                         |                     |                                  |                    |                                     |                          |                           |                    |                       |                             |

RUP = restricted use pesticide.

Generic = other materials with the same active ingredient are available.

<sup>#</sup>This pest has a history of developing resistance to chemical controls. Careful resistance management practices (alternating control chemistry if possible, careful use of products, and use of biological control where feasible) are strongly recommended.

<sup>§</sup>Suppressive, use in low-pressure situations in conjunction with other codling moth control measures.

## APPLES

### Preharvest - Diseases (amount per acre)

Contact your packing house before choosing one of these materials.

| Product and formulation | Resistance management group (see page 21) | Storage rots | REI<br>PHI                         | Maximum amount/acre/year | Maximum applications/year | Remarks   | Bees (see page 20) | Buffers (see page 20) | Surface water (see page 20) |
|-------------------------|---|--------------|------------------------------------|--------------------------|---------------------------|---|--------------------|-----------------------|-----------------------------|
| Captan 80WDG            | M4  | 3.75 lb      | $\frac{1 \text{ d}}{0 \text{ d}}$  | 40 lb                    | -                         | Captan may cause phytotoxicity to pears. Use caution when spraying apples near pears. | -                  | -                     | x                           |
| Pristine                | 11 + 3                                    | 14.5-18.5 oz | $\frac{12 \text{ h}}{0 \text{ d}}$ | 74 oz                    | 4                         | Do not apply more than 2 sequential applications. See footnote 9, page 69.            | -                  | -                     | x                           |
| Topsin M WSB            | 1   | 0.75-1 lb    | $\frac{2 \text{ d}}{1 \text{ d}}$  | 4 lb                     | -                         | See footnote 11, page 69.   | -                  | -                     | x                           |
| Ziram 76DF              | M3  | 6-8 lb       | $\frac{2 \text{ d}}{14 \text{ d}}$ | 32 lb                    | -                         | See footnote 5, page 69.  | -                  | -                     | x                           |

# APPLES

## Postharvest September 15-October 15 - Diseases (amount per acre)

| Product and formulation | Resistance management group (see page 21) | Anthraxnose | Crown & collar rot (rare)           | REI<br>PHI          | Maximum amount/acre/year | Maximum applications/year | Remarks   | Bees (see page 20) | Buffers (see page 20) | Surface water (see page 20) |
|-------------------------|---|-------------|-------------------------------------|---------------------|--------------------------|---------------------------|---|--------------------|-----------------------|-----------------------------|
| Fixed copper (50-53%) + | M1  | 16-20 lb    | -                                   | <u>1 d</u><br>-     | -                        | -                         | See footnote 12, page 69.   | -                  | -                     | x                           |
| HMO                     | -   | 1 gal       | -                                   | <u>4 h</u><br>-     | -                        | -                         | -   | -                  | -                     | x                           |
| Aliette WDG             | 33  | -           | 2.5-5 lb                            | <u>12 h</u><br>14 d | 20 lb                    | -                         | Use when there is significant foliage on the tree. Do not use with copper materials.  | -                  | -                     | x                           |
| Fosphite                | 33  | -           | 1-3 qt                              | <u>4 h</u><br>-     | -                        | -                         | Use when there is significant foliage on the tree. Do not use with copper materials.  | -                  | -                     | -                           |
| Ridomil Gold SL         | 4   | -           | Rate based on tree size; see label. | <u>2 d</u><br>-     | -                        | -                         | Rain or irrigation needed to move material into root zone. Apply Ridomil before growth begins in the spring or in the fall after harvest. Soil crown drench only. | -                  | -                     | -                           |

### FOOTNOTES (Spray tips and cautions)

1. Lime sulfur, if applied alone, may be substituted for other fungicides for scab and powdery mildew control on apples if a lime sulfur and oil dormant spray was applied, and if temperatures remain below 90°F. It should be recognized that although lime sulfur and other sulfur materials are relatively low in cost, they are not without limitations. The use of sulfur may result in phytotoxicity when temperatures exceed 90°F following application.
2. **Caution**—prolonged humidity or slow drying conditions following the application of dodine may result in fruit russet. DO NOT APPLY SYLLIT DURING POOR DRYING CONDITIONS.
3. Do not apply oil sprays during the growing season within 45 days of a sulfur application.
4. Caution is advised when mixing emulsifiable concentrates with other formulations. Incompatibility and/or phytotoxicity may occur.
5. Ziram may cause irritation of eyes, nose, throat, and skin.
6. When scab is not a serious problem, 6 lb ziram or 6 lb (50%) captan per acre may be used instead of Syllit. Since captan is not registered for pears, *do not spray mixed blocks*.
7. Do not combine the 6-lb prebloom or 3-lb all-season mancozeb or Polyram schedule. See labels for details. There are several manufacturers of mancozeb with different trade names and formulations, such as Dithane M-45, Manzate 75DF, and Penncozeb 75DF.
8. Apple scab forecasting is useful when spring rains become less frequent and drier weather prevails. Several materials can be applied within a certain time limit after the *start* of an infection period. Class 11 materials such as Flint or Pristine, claim long kickback activity. These claims are doubtful, and actual kickback activity may be shorter (see table on page 70 for kickback estimates). These materials are best used **prior** to infection periods.
9. Do not exceed 4 total applications per year of any class 11 fungicide or any combination of these fungicides such as Flint or Pristine.
10. Growers have noticed that Rally does not control powdery mildew as well at 5 oz/A as it did in the past. Higher rates and resistance management (rotation with materials in other fungicide families) are recommended.
11. The resistance risk of Topsin is considered high. We suggest using alternative products this year if Topsin was used last year for management of storage rots.
12. Fixed copper products include trade names such as Champ, C-O-C-S, Copper-Count-N, Cuprofix, Kocide, Nordox, and Nu-Cop.

## Effectiveness of fungicides for control of apple diseases\*

### Apple scab

| Fungicide                       | Fungicide family | Overall        | Protection | Kickback from start of infection period (hours) | Presymptom activity | Postsymptom activity | Powdery mildew   | Bull's eye rot |
|---------------------------------|------------------|----------------|------------|---|---------------------|----------------------|------------------|----------------|
| Captan                          | M4               | Excellent      | Very good  | 18-24   | None                | None                 | None             | Good           |
| Flint                           | 11               | Excellent**    | Very good  | 48-72   | Good                | Fair                 | Good-excellent** | Slight-fair    |
| Horticultural mineral oil (HMO) | Not classified   | ??             | ??         | ??  | ??                  | ??                   | Good             | ??             |
| Indar                           | 3                | Good**         | Fair       | 72-96   | Excellent           | Fair-good            | Excellent**      | ??             |
| Lime sulfur                     | M2               | Excellent      | Good       | ??  | None                | ??                   | Good             | ??             |
| Mancozeb                        | M3               | Excellent      | Very good  | 18-24   | None                | None                 | None             | Slight-fair    |
| Polyram                         | M3               | Excellent      | Very good  | 18-24   | None                | None                 | None             | ??             |
| Pristine                        | 11 + 3           | Good-excellent | Good       | ??  | ??                  | ??                   | Excellent        | Good           |
| Procure                         | 3                | Good**         | Fair       | 72-96   | Excellent           | Fair-good            | Excellent**      | Fair-good      |
| Rally                           | 3                | Good**         | Fair       | 72-96   | Excellent           | Fair-good            | Excellent**      | ??             |
| Rubigan                         | 3                | Good**         | Fair       | 72-96   | Excellent           | Fair-good            | Excellent**      | ??             |
| Sulfur                          | M2               | Fair           | Fair       | 0   | None                | None                 | Good             | ??             |
| Syllit                          | M7               | Excellent**    | Very good  | 18-24   | Excellent           | Very good            | None             | ??             |
| Topsin M                        | 1                | Fair**         | Fair       | 18-24   | Excellent           | Very good            | Fair-good**      | Excellent      |
| Vanguard                        | 9                | Fair**         | Fair       | 48  | ??                  | ??                   | None             | ??             |
| Ziram                           | M3               | Fair           | Fair-good  | ??  | None                | None                 | None             | Fair-good      |

\*These ratings are relative rankings based on labeled application rates, good spray coverage, and proper spray timing. Actual levels of disease control will be influenced by these factors in addition to cultivar susceptibility, disease pressure, and weather conditions.

\*\*Resistant pathogens will lower the effectiveness of these fungicides.



## 2010 Mid-Columbia pest control program for cherries

Application rates in the tables are based on the amount of product to apply per acre. For some products, the label requires minimum and/or maximum recommendations for spray volume (the amount of water to use per acre when spraying). Good coverage depends upon many factors including the type of application equipment, spray volume, tree phenology, tree height, row width, target pest, tractor speed, and the chemical rate per acre used. Large, heavily barked trees infested with scale insects may need to be sprayed with more than 400 gallons of spray solution per acre, but never exceed the labeled rate per acre. Base CONCENTRATE SPRAYS on the amount of formulation given per acre unless indicated otherwise on a product label.

Use only one material except where a combination is indicated. Follow label precautions when tank-mixing oils, fungicides, and insecticides. **MATERIALS ARE LISTED ALPHABETICALLY.**

### CHERRIES

#### Dormant or Delayed Dormant (Stages 0, 1, 2 and 3) - *Insects & Mites (amount per acre)*

| Product and formulation                      | Resistance management group (see page 21) | Aphids  | Leafrollers <sup>#</sup> | Mites   | Scale insects | REI<br>PHI                            | Maximum amount/acre/year | Maximum applications/year | Remarks  | Bees (see page 20) | Buffers (see page 20) | Surface water (see page 20) |
|--|---|---------|--------------------------|---------|---------------|---------------------------------------|--------------------------|---------------------------|--|--------------------|-----------------------|-----------------------------|
| Horticultural mineral oil (HMO)              | -   | 6-8 gal | -                        | 6-8 gal | 6-8 gal       | $\frac{4 \text{ h}}{-}$               | -                        | -                         | -  | -                  | -                     | x                           |
| HMO + one of the following                   | -   | 6-8 gal | 6-8 gal                  | 6-8 gal | 6-8 gal       | $\frac{4 \text{ h}}{-}$               | -                        | -                         | -  | -                  | -                     | x                           |
| Diazinon 50WP<br>RUP; Generic                | 1B  | 4 lb    | 4 lb                     | 4 lb    | 4 lb          | $\frac{4 \text{ d}}{21 \text{ d}}$    | 4 lb                     | 2                         | Do not exceed 6 gal oil.<br>Closed cab required. One dormant and one in-season foliar application allowed. | x                  | x                     | x                           |
| Esteem 35WP                                  | 7C  | -       | -                        | -       | 4-5 oz        | $\frac{12 \text{ h}}{14 \text{ d}}$   | 15 oz                    | 3                         | -  | -                  | -                     | x                           |
| Lorsban 4E<br>(chlorpyrifos)<br>RUP; Generic | 1B  | 4 pt    | 4 pt                     | 4 pt    | 4 pt          | $\frac{4 \text{ d}}{\text{prebloom}}$ | 4 pt                     | 1                         | Prebloom use only.   | x                  | x                     | x                           |
| Supracide 2E<br>RUP                          | 1B  | 3-12 pt | 3-12 pt                  | 3-12 pt | 6-8 pt        | $\frac{3 \text{ d}}{\text{prebloom}}$ | -                        | -                         | Supracide without oil will not control European red mite eggs.   | x                  | x                     | x                           |

RUP = restricted use pesticide.

Generic = other materials with the same active ingredient are available.

<sup>#</sup>Stage 3 is best for leafroller control. This pest has a history of developing resistance to chemical controls. Careful resistance management practices (alternating control chemistry if possible, careful use of products, and use of biological control where feasible) are strongly recommended.

## CHERRIES

### Popcorn (Stages 4 and 5) - Insects & Mites (amount per acre)

| Product and formulation  | Resistance management group (see page 21) | Black cherry aphid | Budmoth | Leafrollers#          | Mineola moth | Syneta beetle | Thrips      | REI/PHI                            | Maximum amount/acre/year | Maximum applications/year | Remarks   | Bees (see page 20) | Buffers (see page 20) | Surface water (see page 20) |
|--|---|--------------------|---------|-----------------------|--------------|---------------|-------------|------------------------------------|--------------------------|---------------------------|---|--------------------|-----------------------|-----------------------------|
| Altacor 35WDG  | 28  | -                  | -       | 3-4.5 oz              | -            | -             | -           | $\frac{4 \text{ h}}{10 \text{ d}}$ | 9 oz                     | 4                         | Use 100 gal/A to 200 gal/A water. Do not use an adjuvant with Altacor.  | -                  | -                     | x                           |
| <i>Bacillus thuringiensis</i> (B.t.) (Deliver, Dipel, Javelin) | 11B2                                      | -                  | -       | Rates vary; see label | -            | -             | -           | $\frac{4 \text{ h}}{0 \text{ d}}$  | -                        | -                         | Apply when temperatures will exceed 60°F. For effective control, 2 or 3 sprays are needed. Apply sprays 14-21 days apart. | -                  | -                     | -                           |
| Delegate 25WG  | 5   | -                  | -       | 4.5-7 oz              | -            | -             | 4.5-7 oz    | $\frac{4 \text{ h}}{7 \text{ d}}$  | 28 oz                    | 4                         | Addition of adjuvant may improve thrips control.  | x                  | -                     | x                           |
| Diazinon 50WP<br>RUP; Generic                                  | 1B  | 4 lb               | 4 lb    | 4 lb                  | 4 lb         | 4 lb          | 4 lb        | $\frac{4 \text{ d}}{21 \text{ d}}$ | 4 lb                     | 2                         | Closed cab required. One dormant and one in-season foliar application allowed.  | x                  | x                     | x                           |
| Entrust 80WP   | 5   | -                  | -       | 1.25-2.5 oz           | -            | -             | 1.25-2.5 oz | $\frac{4 \text{ h}}{7 \text{ d}}$  | 9 oz                     | -                         | -   | x                  | -                     | x                           |
| Intrepid 2F  | 18  | -                  | -       | 8-16 oz               | -            | -             | -           | $\frac{4 \text{ h}}{7 \text{ d}}$  | 64 oz                    | -                         | -   | -                  | x                     | x                           |
| Success 2L   | 5   | -                  | -       | 4-8 oz                | -            | -             | 4-8 oz      | $\frac{4 \text{ h}}{7 \text{ d}}$  | 29 oz                    | -                         | Addition of adjuvant may improve thrips control.  | x                  | -                     | x                           |
| Thionex 3EC (endosulfan)<br>RUP; Generic                       | 2A  | 2.67 qt            | 2.67 qt | -                     | 2.67 qt      | 2.67 qt       | 2.67 qt     | $\frac{2 \text{ d}}{21 \text{ d}}$ | 2.5 lb ai                | 2                         | Closed cab required.  | x                  | x                     | x                           |
| Thionex 50W<br>RUP   | 2A  | 4 lb               | 4 lb    | -                     | 4 lb         | 4 lb          | 4 lb        | $\frac{4 \text{ d}}{21 \text{ d}}$ | 2.5 lb ai                | 2                         | Ground application only. Closed cab required.   | x                  | x                     | x                           |

RUP = restricted use pesticide.

Generic = other materials with the same active ingredient are available.

\*This pest has a history of developing resistance to chemical controls. Careful resistance management practices (alternating control chemistry if possible, careful use of products, and use of biological control where feasible) are strongly recommended.

## CHERRIES

### Popcorn (Stages 4 and 5) - Diseases (amount per acre)

| Product and formulation                                       | Resistance management group (see page 21) | Brown rot    | REI<br>PHI                          | Maximum amount/acre/year | Maximum applications/year | Remarks  | Bees (see page 20) | Buffers (see page 20) | Surface water (see page 20) |
|---|---|--------------|-------------------------------------|--------------------------|---------------------------|--|--------------------|-----------------------|-----------------------------|
| Bravo Weather Stik (chlorothalonil)<br><small>Generic</small> | M5  | 3-4.1 pt     | $\frac{12 \text{ h}}{0 \text{ d}}$  | 20.5 pt                  | -                         | Do not apply later than shuck split.                                       | -                  | x                     | x                           |
| Cabrio EG   | 11  | 9.5 oz       | $\frac{12 \text{ h}}{0 \text{ d}}$  | 47.5 oz                  | -                         | Do not apply more than 2 sequential applications. See footnote 3, page 85. | -                  | -                     | x                           |
| Elevate 50WDG   | 17  | 1-1.5 lb     | $\frac{12 \text{ h}}{0 \text{ d}}$  | 6 lb                     | -                         | Do not apply more than 2 sequential applications.                          | -                  | -                     | x                           |
| Elite 45DF (tebuconazole)<br><small>Generic</small>           | 3   | 4-8 oz       | $\frac{12 \text{ h}}{0 \text{ d}}$  | -                        | -                         | -  | -                  | x                     | x                           |
| Indar 2F  | 3   | 6 oz         | $\frac{12 \text{ h}}{0 \text{ d}}$  | 48 oz                    | 8                         | -  | -                  | x                     | x                           |
| Pristine  | 11 + 3                                    | 10.5-14.5 oz | $\frac{12 \text{ h}}{0 \text{ d}}$  | 72.5 oz                  | 5                         | Do not apply more than 2 sequential applications. See footnote 3, page 85. | -                  | -                     | x                           |
| Procure 480SC   | 3   | 10-16 oz     | $\frac{12 \text{ h}}{1 \text{ d}}$  | 96 oz                    | -                         | -  | -                  | -                     | x                           |
| Quash 50WDG   | 3   | 2.5-3.5 oz   | $\frac{12 \text{ h}}{14 \text{ d}}$ | 12 oz                    | 3                         | Do not apply more than 2 sequential applications.                          | -                  | -                     | x                           |
| Rally 40WSP   | 3   | 2.5-6 oz     | $\frac{1 \text{ d}}{0 \text{ d}}$   | 3.25 lb                  | -                         | Tank-mix with another fungicide. See footnote 5, page 85.                  | -                  | -                     | -                           |
| Tilt (propiconazole)<br><small>Generic</small>                | 3   | 4 oz         | $\frac{12 \text{ h}}{0 \text{ d}}$  | 20 oz                    | -                         | -  | -                  | -                     | x                           |
| Ziram 76DF  | M3  | 6 lb         | $\frac{2 \text{ d}}{30 \text{ d}}$  | 30 lb                    | -                         | See footnote 2, page 85. Rate based on 300 gal/acre                        | -                  | -                     | x                           |

Generic = other materials with the same active ingredient are available.

## CHERRIES

### Petal Fall - Insects & Mites (amount per acre)

| Product and formulation  | Resistance management group (see page 21) | Aphids     | Leafrollers*          | REI<br>PHI                          | Maximum amount/acre/year | Maximum applications/year | Remarks   | Bees (see page 20) | Buffers (see page 20) | Surface water (see page 20) |
|--|---|------------|-----------------------|-------------------------------------|--------------------------|---------------------------|---|--------------------|-----------------------|-----------------------------|
| Actara 25WDG   | 4A  | 3-4 oz     | -                     | $\frac{12 \text{ h}}{14 \text{ d}}$ | 11 oz                    | -                         | Repeated applications may cause spider mite buildup.  | x                  | x                     | x                           |
| Altacor 35WDG  | 28  | -          | 3-4.5 oz              | $\frac{4 \text{ h}}{10 \text{ d}}$  | 9 oz                     | 4                         | Use 100 gal/A to 200 gal/A water. Do not use an adjuvant with Altacor.  | -                  | -                     | x                           |
| Assail 30SG  | 4A  | 2.5-5.3 oz | -                     | $\frac{12 \text{ h}}{7 \text{ d}}$  | 32 oz                    | 4                         | Addition of HMO at up to 0.5% of spray volume has been shown to improve activity and suppress spider mites.               | x                  | -                     | -                           |
| Assail 70WP  | 4A  | 1.1-2.3 oz | -                     | $\frac{12 \text{ h}}{7 \text{ d}}$  | 13.6 oz                  | 4                         | Addition of HMO at up to 0.5% of spray volume has been shown to improve activity and suppress spider mites.               | x                  | -                     | -                           |
| <i>Bacillus thuringiensis</i> (B.t.) (Deliver, Dipel, Javelin) | 11B2                                      | -          | Rates vary; see label | $\frac{4 \text{ h}}{0 \text{ d}}$   | -                        | -                         | Apply when temperatures will exceed 60°F. For effective control, 2 to 3 sprays are needed. Apply sprays 14-21 days apart. | -                  | -                     | -                           |
| Delegate 25WG  | 5   | -          | 4.5-7 oz              | $\frac{4 \text{ h}}{7 \text{ d}}$   | 28 oz                    | 4                         | -   | x                  | -                     | x                           |
| Entrust 80WP   | 5   | -          | 1.25-2.5 oz           | $\frac{4 \text{ h}}{7 \text{ d}}$   | 9 oz                     | -                         | -   | x                  | -                     | x                           |
| Intrepid 2F  | 18  | -          | 8-16 oz               | $\frac{4 \text{ h}}{7 \text{ d}}$   | 64 oz                    | -                         | -   | -                  | x                     | x                           |
| Provado 1.6F (imidacloprid)<br>Generic                         | 4A  | 4-8 oz     | -                     | $\frac{12 \text{ h}}{7 \text{ d}}$  | 40 oz                    | -                         | -   | x                  | x                     | x                           |
| Success 2L   | 5   | -          | 4-8 oz                | $\frac{4 \text{ h}}{7 \text{ d}}$   | 29 oz                    | -                         | -   | x                  | -                     | x                           |
| Thionex 50W<br>RUP   | 2A  | 4 lb       | -                     | $\frac{4 \text{ d}}{21 \text{ d}}$  | 2.5 lb ai                | 2                         | Ground application only. Closed cab required.   | x                  | x                     | x                           |

RUP = restricted use pesticide.

Generic = other materials with the same active ingredient are available.

\*This pest has a history of developing resistance to chemical controls. Careful resistance management practices (alternating control chemistry if possible, careful use of products, and use of biological control where feasible) are strongly recommended.

# CHERRIES

## Shuck Fall - Insects & Mites (amount per acre)

| Product and formulation   | Resistance management group<br>(see page 21) | Leafhoppers | Leafrollers <sup>#</sup> | San Jose scale | Tentiform leafminer <sup>#</sup> | REI<br>PHI                          | Maximum amount/acre/year | Maximum applications/year | Remarks   | Bees (see page 20) | Buffers (see page 20) | Surface water (see page 20) |
|---|--|-------------|--------------------------|----------------|----------------------------------|-------------------------------------|--------------------------|---------------------------|---|--------------------|-----------------------|-----------------------------|
| Actara 25WDG  | 4A   | 2-2.75 oz   | -                        | -              | -                                | $\frac{12 \text{ h}}{14 \text{ d}}$ | 11 oz                    | -                         | Repeated applications may cause spider mite buildup.  | x                  | x                     | x                           |
| Altacor 35WDG   | 28   | -           | 3-4.5 oz                 | -              | -                                | $\frac{4 \text{ h}}{10 \text{ d}}$  | 9 oz                     | 4                         | Use 100 gal/A to 200 gal/A water. Do not use an adjuvant with Altacor.  | -                  | -                     | x                           |
| Assail 30SG   | 4A   | 2.5-5.3 oz  | -                        | -              | -                                | $\frac{12 \text{ h}}{7 \text{ d}}$  | 32 oz                    | 4                         | Addition of HMO at up to 0.5% of spray volume has been shown to improve activity and suppress spider mites.   | x                  | -                     | -                           |
| Assail 70WP   | 4A   | 1.1-2.3 oz  | -                        | -              | -                                | $\frac{12 \text{ h}}{7 \text{ d}}$  | 13.6 oz                  | 4                         | Addition of HMO at up to 0.5% of spray volume has been shown to improve activity and suppress spider mites.   | x                  | -                     | -                           |
| <i>Bacillus thuringiensis</i><br>(B.t.) (Deliver, Dipel, Javelin) | 11B2   | -           | Rates vary;<br>see label | -              | -                                | $\frac{4 \text{ h}}{0 \text{ d}}$   | -                        | -                         | Apply when temperatures will exceed 60°F. For effective control, 2 to 3 sprays are needed. Apply sprays 14-21 days apart.   | -                  | -                     | -                           |
| Delegate 25WG   | 5  | -           | 4.5-7 oz                 | -              | 4.5-7 oz                         | $\frac{4 \text{ h}}{7 \text{ d}}$   | 28 oz                    | 4                         | -   | x                  | -                     | x                           |
| Entrust 80WP  | 5  | -           | 1.25-2.5 oz              | -              | 1.25-2.5 oz                      | $\frac{4 \text{ h}}{7 \text{ d}}$   | 9 oz                     | -                         | -   | x                  | -                     | x                           |
| Intrepid 2F   | 18   | -           | 8-16 oz                  | -              | 8-16 oz                          | $\frac{4 \text{ h}}{7 \text{ d}}$   | 64 oz                    | -                         | -   | -                  | x                     | x                           |
| Provado 1.6F<br>(imidacloprid)<br><small>Generic</small>          | 4A   | 4-8 oz      | -                        | -              | -                                | $\frac{12 \text{ h}}{7 \text{ d}}$  | 40 oz                    | -                         | -   | x                  | x                     | x                           |
| Sevin 4F (carbaryl)<br><small>Generic</small>                     | 1A   | 1.5-2 qt    | -                        | -              | -                                | $\frac{12 \text{ h}}{3 \text{ d}}$  | 15 qt                    | 3                         | Repeated applications may cause spider mite buildup. May cause phytotoxicity.   | x                  | x                     | x                           |
| Success 2L  | 5  | -           | 4-8 oz                   | -              | 4-8 oz                           | $\frac{4 \text{ h}}{7 \text{ d}}$   | 29 oz                    | -                         | Research results indicate petal fall spray gives best leafroller control.   | x                  | -                     | x                           |
| Ultror  | 23   | -           | -                        | 10-14 oz       | -                                | $\frac{1 \text{ d}}{7 \text{ d}}$   | 24 oz                    | -                         | Continued registration of Ultror was in question when this guide went to press in January 2010. Do not apply <i>until after</i> petal fall. Surfactant is required. | x                  | -                     | x                           |

Generic = other materials with the same active ingredient are available.

<sup>#</sup>This pest has a history of developing resistance to chemical controls. Careful resistance management practices (alternating control chemistry if possible, careful use of products, and use of biological control where feasible) are strongly recommended.

## CHERRIES

### Shuck Fall - Diseases (amount per acre)

Fungicide applications at regular intervals from shuck fall through harvest will be necessary for control of powdery mildew.

| Product and formulation                 | Resistance management group (see page 21) | Powdery mildew, see footnote 4, page 85 | REI<br>PHI                          | Maximum amount/acre/year | Maximum applications/year | Remarks   | Bees (see page 20) | Buffers (see page 20) | Surface water (see page 20) |
|---|---|---|-------------------------------------|--------------------------|---------------------------|---|--------------------|-----------------------|-----------------------------|
| Cabrio EG                               | 11  | 9.5 oz                                  | $\frac{12 \text{ h}}{0 \text{ d}}$  | 47.5 oz                  | -                         | Do not apply more than 2 sequential applications. See footnote 3, page 85.  | -                  | -                     | x                           |
| Elite 45DF<br>(tebuconazole)<br>Generic | 3   | 8 oz                                    | $\frac{12 \text{ h}}{0 \text{ d}}$  | -                        | -                         | -   | -                  | x                     | x                           |
| Gem 500SC                               | 11  | 2-3.8 oz                                | $\frac{12 \text{ h}}{1 \text{ d}}$  | 15.2 oz                  | 4                         | Do not apply more than 2 sequential applications. See footnote 3, page 85.  | -                  | -                     | x                           |
| Horticultural mineral oil               | -   | 1-2% vol.<br>(See label)                | $\frac{4 \text{ h}}{-}$             | -                        | -                         | Do not use after pit hardening. Necrotic foliage may result if applied within 2 weeks of any sulfur application.  | -                  | -                     | x                           |
| Pristine                                | 11 + 3                                    | 10.5-14.5 oz                            | $\frac{12 \text{ h}}{0 \text{ d}}$  | 72.5 oz                  | 5                         | Do not apply more than 2 sequential applications. See footnote 3, page 85.  | -                  | -                     | x                           |
| Procure 480SC                           | 3   | 10-16 oz                                | $\frac{12 \text{ h}}{1 \text{ d}}$  | 96 oz                    | -                         | -   | -                  | -                     | x                           |
| Quash 50WDG                             | 3   | 3.5-4 oz                                | $\frac{12 \text{ h}}{14 \text{ d}}$ | 12 oz                    | 3                         | Do not apply more than 2 sequential applications.   | -                  | -                     | x                           |
| Quintec                                 | 13  | 7 oz                                    | $\frac{12 \text{ h}}{7 \text{ d}}$  | 35 oz                    | 5                         | -   | -                  | -                     | x                           |
| Rally 40WSP                             | 3   | 2.5-6 oz                                | $\frac{1 \text{ d}}{0 \text{ d}}$   | 3.25 lb                  | -                         | Tank-mix with another fungicide. See footnote 5, page 85.   | -                  | -                     | -                           |
| Sulfur DF                               | M2  | 10-15 lb                                | $\frac{1 \text{ d}}{1 \text{ d}}$   | -                        | -                         | Temperature 90°F or above following sulfur application may result in injury. A second application 2-3 weeks after shuck fall may be necessary to aid in fruit protection. | -                  | -                     | -                           |
| Tilt<br>(propiconazole)<br>Generic      | 3   | 4 oz                                    | $\frac{12 \text{ h}}{0 \text{ d}}$  | 20 oz                    | -                         | -   | -                  | -                     | x                           |
| Topsin M WSB                            | 1   | 1-1.5 lb                                | $\frac{2 \text{ d}}{1 \text{ d}}$   | 4 lb                     | -                         | To prevent resistance development, tank-mix with another fungicide, use only once per season, and rotate with other chemistries.  | -                  | -                     | x                           |

Generic = other materials with the same active ingredient are available.

# CHERRIES

## Late-spring through Preharvest - Insects & Mites (amount per acre)

| Product and formulation  | Resistance management group<br>(see page 21) | Cherry fruit fly | Leafrollers#             | Scale crawlers | Shothole borer | Spider mites# | Tentiform leafminer# | Western flower thrips | REI<br>PHI                          | Maximum amount/acre/year | Maximum applications/year | Remarks  | Bees (see page 20) | Buffers (see page 20) | Surface water (see page 20) |
|--|--|------------------|--------------------------|----------------|----------------|---------------|----------------------|-----------------------|-------------------------------------|--------------------------|---------------------------|--|--------------------|-----------------------|-----------------------------|
| Acramite 50WS  | 25   | -                | -                        | -              | -              | 0.75-1.0 lb   | -                    | -                     | $\frac{12 \text{ h}}{3 \text{ d}}$  | -                        | 1                         | -  | x                  | -                     | x                           |
| Actara 25WDG   | 4A   | 4.5-5.5 oz       | -                        | -              | -              | -             | -                    | -                     | $\frac{12 \text{ h}}{14 \text{ d}}$ | 11 oz                    | -                         | Repeated applications may cause spider mite buildup.   | x                  | x                     | x                           |
| Altacor 35WDG  | 28   | -                | 3-4.5 oz                 | -              | -              | -             | -                    | -                     | $\frac{4 \text{ h}}{10 \text{ d}}$  | 9 oz                     | 4                         | Use 100 gal/A to 200 gal/A water. Do not use an adjuvant with Altacor.   | -                  | -                     | x                           |
| Assail 30SG  | 4A   | 5.3-8 oz         | -                        | 5.3-8 oz       | -              | -             | -                    | -                     | $\frac{12 \text{ h}}{7 \text{ d}}$  | 32 oz                    | 4                         | For scale crawlers, apply at beginning of emergence. Addition of HMO at up to 0.5% of spray volume has been shown to improve activity and suppress spider mites. | x                  | -                     | -                           |
| Assail 70WP  | 4A   | 2.3-3.4 oz       | -                        | 2.3-3.4 oz     | -              | -             | -                    | -                     | $\frac{12 \text{ h}}{7 \text{ d}}$  | 13.6 oz                  | 4                         | For scale crawlers, apply at beginning of emergence. Addition of HMO at up to 0.5% of spray volume has been shown to improve activity and suppress spider mites. | x                  | -                     | -                           |
| <i>Bacillus thuringiensis</i><br>(B.t.) (Deliver, Dipel,<br>Javelin) | 11B2   | -                | Rates vary;<br>see label | -              | -              | -             | -                    | -                     | $\frac{4 \text{ h}}{0 \text{ d}}$   | -                        | -                         | Apply when temperatures will exceed 60°F. For effective control, 2 or 3 sprays are needed. Apply sprays 14-21 days apart.  | -                  | -                     | -                           |
| Centaur 70WDG  | 16   | -                | -                        | 34.5-46 oz     | -              | -             | -                    | -                     | $\frac{12 \text{ h}}{14 \text{ d}}$ | 69 oz                    | 2                         | Ground application only.<br>Apply at peak crawler emergence.   | -                  | -                     | -                           |
| Delegate 25WG  | 5  | 4.5 oz           | 4.5-7 oz                 | -              | -              | -             | 4.5-7 oz             | 4.5-7 oz              | $\frac{4 \text{ h}}{7 \text{ d}}$   | 28 oz                    | 4                         | Repeated applications for cherry fruit fly may increase resistance in other pests. Addition of adjuvant may improve thrips control.                              | x                  | -                     | x                           |
| Diazinon 50WP<br>RUP: Generic  | 1B   | 4 lb             | -                        | 4 lb           | -              | -             | -                    | -                     | $\frac{4 \text{ d}}{21 \text{ d}}$  | 4 lb                     | 2                         | Closed cab required.<br>Apply at beginning of crawler emergence. One dormant and one in-season foliar application allowed.                                       | x                  | x                     | x                           |

continues on next page

continues on next page

# CHERRIES

## CONTINUED: Late-spring through Preharvest - *Insects & Mites (amount per acre)*

| Product and formulation                                  | Resistance management group<br>(see page 21) | Cherry fruit fly | Leafrollers <sup>#</sup> | Scale crawlers | Shothole borer | Spider mites <sup>#</sup> | Tentiform leafminer <sup>#</sup> | Western flower thrips | REI<br>PHI                      | Maximum amount/acre/year | Maximum applications/year | Remarks   | Bees (see page 20) | Buffers (see page 20) | Surface water (see page 20) |
|--|--|------------------|--------------------------|----------------|----------------|---------------------------|----------------------------------|-----------------------|---------------------------------|--------------------------|---------------------------|---|--------------------|-----------------------|-----------------------------|
| Dimethoate 4E<br>Generic                                 | 1B   | 2.75 pt          | -                        | -              | -              | -                         | -                                | -                     | 10 or 14 d<br>See label<br>21 d | 2.75 pt                  | -                         | Make a single application within 7 days of adult fly emergence in area. High label rates can cause phytotoxicity ranging from marginal leaf burn to defoliation, especially in hot weather.<br>Note: Do not use on cherries to be marketed in Japan.          | x                  | x                     | x                           |
| Entrust 80WP   | 5  | 1.25-2.5 oz      | 1.25-2.5 oz              | -              | -              | -                         | 1.25-2.5 oz                      | 1.25-2.5 oz           | 4 h<br>7 d                      | 9 oz                     | -                         | Repeated applications for cherry fruit fly may increase resistance in other pests.  | x                  | -                     | x                           |
| Envirdor 2SC   | 23   | -                | -                        | -              | -              | 16-18 oz                  | -                                | -                     | 12 h<br>7 d                     | 18 oz                    | 1                         | -   | x                  | -                     | x                           |
| Esteem 35WP  | 7C   | -                | -                        | 4-5 oz         | -              | -                         | -                                | -                     | 12 h<br>14 d                    | 15 oz                    | 3                         | For scale crawlers, apply at beginning of emergence.  | -                  | -                     | x                           |
| GF-120   | 5  | 20 oz            | -                        | -              | -              | -                         | -                                | -                     | 4 h<br>0 d                      | -                        | -                         | Apply every 7 days, with first application immediately after first emergence. For ATV applications, apply in 0.8-1 gal/A water using a D2 nozzle with core removed. Apply at 6 to 7 mph with the listed rate and nozzle size. See label for proper dilutions. | -                  | -                     | x                           |
| Guthion Solupak 50WP<br>(azinphosmethyl)<br>RUP; Generic | 1B   | 1.5 lb           | 1.5 lb                   | -              | -              | -                         | -                                | -                     | 15 d<br>15 d                    | 1.5 lb                   | -                         | May cause phytotoxicity on some cultivars.  | x                  | x                     | x                           |
| Intrepid 2F  | 18   | -                | 8-16 oz                  | -              | -              | -                         | 8-16 oz                          | -                     | 4 h<br>7 d                      | 64 oz                    | -                         | -   | -                  | x                     | x                           |
| Malathion 8EC<br>Generic                                 | 1B   | 3 pt             | -                        | -              | -              | -                         | -                                | -                     | 12 h<br>3 d                     | -                        | -                         | -   | x                  | x                     | x                           |
| Malathion ULV<br>Generic                                 | 1B   | 12-16 oz         | -                        | -              | -              | -                         | -                                | -                     | 12 h<br>1 d                     | -                        | -                         | -   | x                  | x                     | x                           |

continues on next page

continues on next page



# CHERRIES

## CONTINUED: Late-spring through Preharvest - *Insects & Mites (amount per acre)*

| Product and formulation                                  | Resistance management group<br>(see page 21) | Cherry fruit fly | Leafrollers <sup>#</sup> | Scale crawlers | Shothole borer | Spider mites <sup>#</sup> | Tentiform leafminer <sup>#</sup> | Western flower thrips | REI<br>PHI                         | Maximum amount/acre/year | Maximum applications/year | Remarks  | Bees (see page 20) | Buffers (see page 20) | Surface water (see page 20) |
|--|--|------------------|--------------------------|----------------|----------------|---------------------------|----------------------------------|-----------------------|------------------------------------|--------------------------|---------------------------|--|--------------------|-----------------------|-----------------------------|
| Provado 1.6F<br>(imidacloprid)<br><small>Generic</small> | 4A   | 4-8 oz           | -                        | 4-8 oz         | -              | -                         | -                                | -                     | $\frac{12 \text{ h}}{7 \text{ d}}$ | 40 oz                    | -                         | For scale crawlers, apply at beginning of emergence. Repeated applications may cause spider mite buildup.                        | x                  | x                     | x                           |
| Sevin 4F (carbaryl)<br><small>Generic</small>            | 1A   | 1.5-2 qt         | -                        | -              | -              | -                         | -                                | -                     | $\frac{12 \text{ h}}{3 \text{ d}}$ | 15 qt                    | 3                         | Repeated applications may cause spider mite buildup. May cause phytotoxicity.  | x                  | x                     | x                           |
| Success 2L   | 5  | 4-8 oz           | 4-8 oz                   | -              | -              | -                         | 4-8 oz                           | 4-8 oz                | $\frac{4 \text{ h}}{7 \text{ d}}$  | 29 oz                    | -                         | Repeated applications for cherry fruit fly may increase resistance in other pests.   | x                  | -                     | x                           |
| Thionex 50W<br><small>RUP</small>                        | 2A   | -                | -                        | -              | 4 lb           | -                         | -                                | -                     | $\frac{4 \text{ d}}{21 \text{ d}}$ | 2.5 lb ai                | 2                         | Ground application only. Closed cab required. Prompt removal and burning of prunings are important in control of shothole borer. | x                  | x                     | x                           |
| Vendex 50WP<br><small>RUP</small>                        | 12B  | -                | -                        | -              | -              | 1.5-3 lb                  | -                                | -                     | $\frac{2 \text{ d}}{14 \text{ d}}$ | 4.5 lb                   | 2                         | -  | -                  | x                     | x                           |

RUP = restricted use pesticide.

Generic = other materials with the same active ingredient are available.

<sup>#</sup>This pest has a history of developing resistance to chemical controls. Careful resistance management practices (alternating control chemistry if possible, careful use of products, and use of biological control where feasible) are strongly recommended.

## CHERRIES

### Late-spring through Preharvest - Diseases (amount per acre)

Fungicide applications at regular intervals from shuck fall through harvest will be necessary for control of powdery mildew.

Contact your packing shed before choosing any of these products to ensure compliance with export restrictions.

| Product and formulation                 | Resistance management group (see page 21) | Brown rot    | Powdery mildew, see footnote 4, page 85 | REI<br>PHI                          | Maximum amount/acre/year | Maximum applications/year | Remarks  | Bees (see page 20) | Buffers (see page 20) | Surface water (see page 20) |
|---|---|--------------|---|-------------------------------------|--------------------------|---------------------------|--|--------------------|-----------------------|-----------------------------|
| Cabrio EG                               | 11  | 9.5 oz       | 9.5 oz                                  | $\frac{12 \text{ h}}{0 \text{ d}}$  | 47.5 oz                  | -                         | Do not apply more than 2 sequential applications. See footnote 3, page 85.                                       | -                  | -                     | x                           |
| Elevate 50WDG                           | 17  | 1-1.5 lb     | -                                       | $\frac{12 \text{ h}}{0 \text{ d}}$  | 6 lb                     | -                         | Do not apply more than 2 sequential applications.  | -                  | -                     | x                           |
| Elite 45DF<br>(tebuconazole)<br>Generic | 3   | 8 oz         | 8 oz                                    | $\frac{12 \text{ h}}{0 \text{ d}}$  | -                        | -                         | -  | -                  | x                     | x                           |
| Gem 500SC                               | 11  | -            | 2-3.8 oz                                | $\frac{12 \text{ h}}{1 \text{ d}}$  | 15.2 oz                  | 4                         | Do not apply more than 2 sequential applications. See footnote 3, page 85.                                       | -                  | -                     | x                           |
| Horticultural mineral oil               | -   | -            | 1-2% vol.<br>(See label)                | $\frac{4 \text{ h}}{-}$             | -                        | -                         | Do not use after pit hardening. Necrotic foliage may result if applied within 2 weeks of any sulfur application. | -                  | -                     | x                           |
| Indar 2F                                | 3   | 6 oz         | -                                       | $\frac{12 \text{ h}}{0 \text{ d}}$  | 48 oz                    | 8                         | -  | -                  | x                     | x                           |
| Kaligreen                               | -   | -            | 2.5-3 lb                                | $\frac{4 \text{ h}}{1 \text{ d}}$   | -                        | -                         | Do not mix with acidic products.   | -                  | -                     | -                           |
| Pristine                                | 11 + 3                                    | 10.5-14.5 oz | 10.5-14.5 oz                            | $\frac{12 \text{ h}}{0 \text{ d}}$  | 72.5 oz                  | 5                         | Do not apply more than 2 sequential applications. See footnote 3, page 85.                                       | -                  | -                     | x                           |
| Procure 480SC                           | 3   | 10-16 oz     | 10-16 oz                                | $\frac{12 \text{ h}}{1 \text{ d}}$  | 96 oz                    | -                         | -  | -                  | -                     | x                           |
| Quash 50WDG                             | 3   | -            | 3.5-4 oz                                | $\frac{12 \text{ h}}{14 \text{ d}}$ | 12 oz                    | 3                         | Do not apply more than 2 sequential applications.  | -                  | -                     | x                           |
| Quintec                                 | 13  | -            | 7 oz                                    | $\frac{12 \text{ h}}{7 \text{ d}}$  | 35 oz                    | 5                         | -  | -                  | -                     | x                           |
| Rally 40WSP                             | 3   | 2.5-6 oz     | 2.5-6 oz                                | $\frac{1 \text{ d}}{0 \text{ d}}$   | 3.25 lb                  | -                         | Tank-mix with another fungicide. See footnote 5, page 85.  | -                  | -                     | -                           |

continues on next page

continues on next page

## CHERRIES

### CONTINUED: Late-spring through Preharvest - Diseases (*amount per acre*)

Fungicide applications at regular intervals from shuck fall through harvest will be necessary for control of powdery mildew.

Contact your packing shed before choosing any of these products to ensure compliance with export restrictions.

| Product and formulation            | Resistance management group (see page 21) | Brown rot | Powdery mildew, see footnote 4, page 85 | REI<br>PHI                         | Maximum amount/acre/year | Maximum applications/year | Remarks   | Bees (see page 20) | Buffers (see page 20) | Surface water (see page 20) |
|------------------------------------|---|-----------|---|------------------------------------|--------------------------|---------------------------|---|--------------------|-----------------------|-----------------------------|
| Sulfur DF                          | M2  | 10-15 lb  | 10-15 lb                                | $\frac{1 \text{ d}}{1 \text{ d}}$  | -                        | -                         | Temperature 90°F or above following sulfur application may result in injury. A second application 2-3 weeks after shuck fall may be necessary to aid in fruit protection. | -                  | -                     | -                           |
| Tilt<br>(propiconazole)<br>Generic | 3   | 4 oz      | 4 oz                                    | $\frac{12 \text{ h}}{0 \text{ d}}$ | 20 oz                    | -                         | -   | -                  | -                     | x                           |
| Topsin M WSB                       | 1   | 1-1.5 lb  | 1-1.5 lb                                | $\frac{2 \text{ d}}{1 \text{ d}}$  | 4 lb                     | -                         | To prevent resistance development, tank-mix with another fungicide, use only once per season, and rotate with other chemistries.  | -                  | -                     | x                           |

Generic = other materials with the same active ingredient are available.

## CHERRIES

### Preharvest - Birds

| Product and formulation                               | Birds                 | REI<br>PHI | Maximum amount/acre/year | Maximum applications/year | Remarks   | Bees (see page 20) | Buffers (see page 20) | Surface water (see page 20) |
|---|-----------------------|------------|--------------------------|---------------------------|---|--------------------|-----------------------|-----------------------------|
| Methyl anthranilate<br>(Birdshield, Rejex-it Migrate) | Rates vary; see label | -          | -                        | -                         | Best if used as part of integrated program including scare devices such as cannons and distress alarms. | -                  | -                     | -                           |

# CHERRIES

| Postharvest - Insects & Mites (amount per acre)                |   |   |             |                       |            |                |               |                      |                        |                          |                           |   |                    |                       |                             |
|--|---|---|-------------|-----------------------|------------|----------------|---------------|----------------------|------------------------|--------------------------|---------------------------|---|--------------------|-----------------------|-----------------------------|
| Product and formulation  | Resistance management group (see page 21) | Cherry fruit fly, see footnote 1, page 85 | Pear slug*  | Redhumped caterpillar | Rust mites | Shothole borer | Spider mites# | Tentiform leafminer# | REI<br>PHI             | Maximum amount/acre/year | Maximum applications/year | Remarks   | Bees (see page 20) | Buffers (see page 20) | Surface water (see page 20) |
| Acramite 50WS  | 25  | -   | -           | -                     | -          | -              | 0.75-1.0 lb   | -                    | <u>12 h</u><br>3 d     | -                        | 1                         | -   | x                  | -                     | x                           |
| Actara 25WDG   | 4A  | 4.5-5.5 oz                                | -           | -                     | -          | -              | -             | -                    | <u>12 h</u><br>14 d    | 11 oz                    | -                         | Repeated applications may cause spider mite buildup.  | x                  | x                     | x                           |
| Apollo SC  | 10A                                       | -   | -           | -                     | -          | -              | 4-8 oz        | -                    | <u>12 h</u><br>21 d    | -                        | -                         | Ground application only. Do not use any combination of Apollo, Onager, and Savey in the same growing season.              | -                  | x                     | -                           |
| Assail 30SG  | 4A  | 5.3-8 oz                                  | -           | -                     | -          | -              | -             | -                    | <u>12 h</u><br>7 d     | 32 oz                    | 4                         | Addition of HMO at up to 0.5% of spray volume has been shown to improve activity and suppress spider mites.               | x                  | -                     | -                           |
| Assail 70WP  | 4A  | 2.3-3.4 oz                                | -           | -                     | -          | -              | -             | -                    | <u>12 h</u><br>7 d     | 13.6 oz                  | 4                         | Addition of HMO at up to 0.5% of spray volume has been shown to improve activity and suppress spider mites.               | x                  | -                     | -                           |
| <i>Bacillus thuringiensis</i> (B.t.) (Deliver, Dipel, Javelin) | 11B2                                      | -   | -           | Rates vary; see label | -          | -              | -             | -                    | <u>4 h</u><br>0 d      | -                        | -                         | Apply when temperatures will exceed 60°F. For effective control, 2 or 3 sprays are needed. Apply sprays 14-21 days apart. | -                  | -                     | -                           |
| Delegate 25WG  | 5   | 4.5 oz                                    | -           | 4.5-7 oz              | -          | -              | -             | 4.5-7 oz             | <u>4 h</u><br>7 d      | 28 oz                    | 4                         | Repeated applications for cherry fruit fly may increase resistance in other pests.  | x                  | -                     | x                           |
| Diazinon 50WP<br>RUP   | 1B  | 4 lb                                      | -           | -                     | -          | -              | -             | -                    | <u>4 d</u><br>21 d     | 4 lb                     | 2                         | Closed cab required. Apply at beginning of crawler emergence. One dormant and one in-season foliar application allowed.   | x                  | x                     | x                           |
| Dimethoate 4E<br>Generic                                       | 1B  | 2.75 pt                                   | -           | -                     | -          | -              | -             | -                    | <u>10-14 d</u><br>21 d | 2.75 pt                  | -                         | High label rates can cause phytotoxicity ranging from marginal leaf burn to defoliation, especially in hot weather.       | x                  | x                     | x                           |
| Entrust 80WP   | 5   | 1.25-2.5 oz                               | 1.25-2.5 oz | 1.25-2.5 oz           | -          | -              | -             | 1.25-2.5 oz          | <u>4 h</u><br>7 d      | 9 oz                     | -                         | Repeated applications for cherry fruit fly may increase resistance in other pests.  | x                  | -                     | x                           |
| Envior 2SC   | 23  | -   | -           | -                     | 16-18 oz   | -              | 16-18 oz      | -                    | <u>12 h</u><br>7 d     | 18 oz                    | 1                         | -   | x                  | -                     | x                           |

continues on next page

continues on next page

# CHERRIES

## CONTINUED: Postharvest - Insects & Mites (amount per acre)

| Product and formulation                               | Resistance management group (see page 21) | Cherry fruit fly, see footnote 1, page 85 | Pear slug* | Redhumped caterpillar | Rust mites | Shothole borer | Spider mites# | Tentiform leafminer# | REI/ PHI                             | Maximum amount/acre/year | Maximum applications/year | Remarks   | Bees (see page 20) | Buffers (see page 20) | Surface water (see page 20) |
|---|---|---|------------|-----------------------|------------|----------------|---------------|----------------------|--------------------------------------|--------------------------|---------------------------|---|--------------------|-----------------------|-----------------------------|
| GF-120  | 5   | 20 oz                                     | -          | -                     | -          | -              | -             | -                    | $\frac{4 \text{ h}}{0 \text{ d}}$    | -                        | -                         | Apply every 7 days, with first application immediately after first emergence. For ATV applications, apply in 0.8-1 gal/A water using a D2 nozzle with core removed. Apply at 6 to 7 mph with the listed rate and nozzle size. See label for proper dilutions. | -                  | -                     | x                           |
| Guthion Solupak 50WP (azinphosmethyl)<br>RUP; Generic | 1B  | 1.5 lb                                    | -          | -                     | -          | -              | -             | -                    | $\frac{15 \text{ d}}{15 \text{ d}}$  | 1.5 lb                   | -                         | May cause phytotoxicity on some cultivars.  | x                  | x                     | x                           |
| Horticultural mineral oil                             | -   | -   | -          | -                     | 1-2 gal    | -              | 1-2 gal       | -                    | $\frac{4 \text{ h}}{-}$              | -                        | -                         | Necrotic foliage may result if applied within 2 weeks of any sulfur application.  | -                  | -                     | x                           |
| Intrepid 2F   | 18  | -   | -          | 8-16 oz               | -          | -              | -             | 8-16 oz              | $\frac{4 \text{ h}}{7 \text{ d}}$    | 64 oz                    | -                         | -   | -                  | x                     | x                           |
| Malathion 8EC   | 1B  | 3 pt                                      | -          | -                     | -          | -              | -             | -                    | $\frac{12 \text{ h}}{3 \text{ d}}$   | -                        | -                         | -   | x                  | x                     | x                           |
| Nexter  | 21A                                       | -   | -          | -                     | -          | -              | 5.2-10.6 oz   | -                    | $\frac{12 \text{ h}}{300 \text{ d}}$ | 10.6 oz                  | 2                         | Ground application only.  | x                  | -                     | x                           |
| Omite 30WS  | 12C                                       | -   | -          | -                     | -          | -              | 6 lb          | -                    | $\frac{7 \text{ d}}{-}$              | -                        | 2                         | For postharvest or nonbearing use only.   | -                  | x                     | x                           |
| Onager 1EC  | 10A                                       | -   | -          | -                     | -          | -              | 24 oz         | -                    | $\frac{12 \text{ h}}{28 \text{ d}}$  | -                        | 1                         | Do not use any combination of Apollo, Onager, and Savey in the same growing season.   | -                  | -                     | x                           |
| Provado 1.6F (imidacloprid)<br>Generic                | 4A  | 4-8 oz                                    | -          | -                     | -          | -              | -             | -                    | $\frac{12 \text{ h}}{7 \text{ d}}$   | 40 oz                    | -                         | Repeated applications may cause spider mite buildup.  | x                  | x                     | x                           |
| Savey 50DF  | 10A                                       | -   | -          | -                     | -          | -              | 3-6 oz        | -                    | $\frac{12 \text{ h}}{28 \text{ d}}$  | -                        | 1                         | Do not use any combination of Apollo, Onager, and Savey in the same growing season.   | -                  | -                     | x                           |
| Sevin 4F (carbaryl)<br>Generic                        | 1A  | 1.5-2 qt                                  | -          | -                     | -          | -              | -             | -                    | $\frac{12 \text{ h}}{3 \text{ d}}$   | 15 qt                    | 3                         | Repeated applications may cause spider mite buildup. May cause phytotoxicity.   | x                  | x                     | x                           |
| Success 2L  | 5   | 4-8 oz                                    | 4-8 oz     | 4-8 oz                | -          | -              | -             | 4-8 oz               | $\frac{4 \text{ h}}{7 \text{ d}}$    | 29 oz                    | -                         | Repeated applications for cherry fruit fly may increase resistance in other pests.  | x                  | -                     | x                           |

continues on next page

continues on next page

## CHERRIES

### CONTINUED: Postharvest - Insects & Mites (amount per acre)

| Product and formulation                  | Resistance management group (see page 21) | Cherry fruit fly, see footnote 1, page 85 | Pear slug* | Redhumped caterpillar | Rust mites | Shothole borer | Spider mites# | Tentiform leafminer# | REI<br>PHI  | Maximum amount/acre/year | Maximum applications/year | Remarks  | Bees (see page 20) | Buffers (see page 20) | Surface water (see page 20) |
|--|---|---|------------|-----------------------|------------|----------------|---------------|----------------------|-------------|--------------------------|---------------------------|--|--------------------|-----------------------|-----------------------------|
| Thionex 3EC (endosulfan)<br>RUP; Generic | 2A  | -   | -          | -                     | -          | 2.67 qt        | -             | -                    | 2 d<br>21 d | 2.5 lb ai                | 2                         | Closed cab required. Prompt removal and burning of prunings are important in control of shothole borer.                          | x                  | x                     | x                           |
| Thionex 50W<br>RUP                       | 2A  | -   | -          | -                     | -          | 4 lb           | -             | -                    | 4 d<br>21 d | 2.5 lb ai                | 2                         | Ground application only. Closed cab required. Prompt removal and burning of prunings are important in control of shothole borer. | x                  | x                     | x                           |
| Vendex 50WP<br>RUP                       | 12B                                       | -   | -          | -                     | 1.5-2 lb   | -              | 1.5-2 lb      | -                    | 2 d<br>14 d | 4.5 lb                   | 2                         | -  | -                  | x                     | x                           |

RUP = restricted use pesticide.

Generic = other materials with the same active ingredient are available.

#This pest has a history of developing resistance to chemical controls. Careful resistance management practices (alternating control chemistry if possible, careful use of products, and use of biological control where feasible) are strongly recommended.

\*Postharvest cherry fruit fly spray will generally control pear slug.

## CHERRIES

### Postharvest - Diseases (amount per acre)

| Product and formulation   | Resistance management group (see page 21) | Powdery mildew, see footnote 4, page 85 | REI<br>PHI              | Maximum amount/acre/year | Maximum applications/year | Remarks  | Bees (see page 20) | Buffers (see page 20) | Surface water (see page 20) |
|---------------------------|---|---|-------------------------|--------------------------|---------------------------|--|--------------------|-----------------------|-----------------------------|
| Horticultural mineral oil | -   | 1-2%                                    | $\frac{4 \text{ h}}{.}$ | -                        | -                         | Use immediately after harvest, not in the fall. Necrotic foliage may result if applied within 2 weeks of any sulfur application. | -                  | -                     | x                           |
| Lime sulfur (29%)         | M2  | 10 gal                                  | $\frac{2 \text{ d}}{.}$ | -                        | -                         | Use just before leaf fall. Thorough coverage of all tree parts essential.  | -                  | -                     | -                           |

### FOOTNOTES (Spray tips and cautions)

1. *Fruit fly*:
  - A. Apply first spray when flies emerge; notice usually is mailed to growers.
  - B. The estimated days of protection for the recommended materials are as follows:
 

|                                  |         |
|----------------------------------|---------|
| Actara .....                     | 10 days |
| Assail .....                     | 10 days |
| Delegate .....                   | 10 days |
| Diazinon .....                   | 10 days |
| Dimethoate* .....                | 21 days |
| GF-120 .....                     | 7 days  |
| Guthion (azinphos-methyl)* ..... | 14 days |
| Sevin 4F (carbaryl)* .....       | 7 days  |
| Success, Entrust .....           | 7 days  |
| Malathion .....                  | 7 days  |
| Provado (imidacloprid) .....     | 10 days |

\* May cause phytotoxicity on some cultivars.
  - C. Precipitation can affect residual activity. Check with Extension agent or field representative concerning advisability of reapplication after a rain.
2. Ziram may cause irritation of eyes, nose, throat, and skin.
3. Class 11 fungicides (Cabrio, Gem, Pristine) are best used before symptoms of disease, such as powdery mildew, develop. Sprayers used for Abound **should not be used on apples** such as Gala, Cox's Orange Pippin, and McIntosh. To delay or prevent the development of resistant pathogens, alternate class 11 fungicide applications with materials having different modes of activity. Most class 11 fungicides are limited to 2 sequential applications and 4 total applications of any combination of these fungicides during the year.
4. To delay or prevent the development of resistant strains of powdery mildew, alternate fungicides with different modes of action for management of powdery mildew. Resistance has been detected to group 3 fungicides in the Mid-Columbia area. See table on next page.
5. Growers have noticed that Rally does not control powdery mildew as well as it did in the past. Higher rates and resistance management (rotation with materials in other fungicide families) are recommended.

## Effectiveness of fungicides and bactericides for control of cherry diseases\*

| Fungicide                       | Fungicide family | Properties       | Brown rot         |                   | Powdery mildew    | Shothole          | Pseudomonas bacterial canker |
|---------------------------------|------------------|------------------|-------------------|-------------------|-------------------|-------------------|------------------------------|
|                                 |                  |                  | Blossom blight    | Fruit rot         |                   |                   |                              |
| Abound                          | 11               | B, F, Ls, P      | Good              | Good              | Excellent**       | Fair to good      | Not effective                |
| Botran                          | 14               | F, P             | Fair              | Fair              | Not effective     | ??                | Not effective                |
| Bravo                           | M5               | B, F, P          | Good to fair      | Not registered    | Not effective     | Good              | Not effective                |
| Cabrio                          | 11               | B, F, Ls, P      | Good              | Good              | Excellent**       | ??                | Not effective                |
| Captan                          | M4               | B, F, P          | Good              | Good              | Not effective     | Good to excellent | Not effective                |
| Copper-based products           | M1               | B, Bact, F, P    | Slight            | Not registered    | Slight            | Good              | Poor to not effective        |
| Echo 720                        | M5               | B, F, P          | Good to fair      | Not registered    | Not effective     | Good              | Not effective                |
| Elevate                         | 17               | F, N, P          | Good to excellent | Good to excellent | Not effective     | ??                | Not effective                |
| Elite                           | 3                | B-N, C, F, Ls, P | Good to excellent | Good to excellent | Good**            | ??                | Not effective                |
| Gem                             | 11               | B, F, Ls, P      | ??                | Moderate to good  | Excellent**       | ??                | Not effective                |
| Indar                           | 3                | B-N, C, F, Ls, P | Excellent**       | Excellent**       | Slight**          | ??                | Not effective                |
| Horticultural mineral oil (HMO) | Not classified   | E, F, I, P       | ??                | ??                | Good to excellent | ??                | ??                           |
| Kaligreen                       | Bicarbonate      | E, B-N           | ??                | ??                | Poor to moderate  | ??                | ??                           |
| Pristine                        | 11 + 3           | B, F, Ls, P      | Good to excellent | Good to excellent | Excellent         | ??                | Not effective                |
| Procure                         | 3                | B-N, C, F, Ls, P | Good              | ??                | Good**            | ??                | Not effective                |
| Quash                           | 3                | B-N, C, F, Ls, P | Good to excellent | Good              | Good              | ??                | Not effective                |
| Quilt                           | 11 + 3           | B-N, C, F, Ls, P | Good to excellent | Good to excellent | Excellent         | ??                | Not effective                |
| Quintec                         | 13               | N, F, P          | Not effective     | Not effective     | Excellent         | Not effective     | Not effective                |
| Rally                           | 3                | B-N, C, F, Ls, P | Good to fair      | Good to fair      | Good**            | Slight            | Not effective                |
| Rovral                          | 2                | B-N, F, Ls, P    | Excellent**       | Not registered    | Not effective     | Fair to good      | Not effective                |
| Rubigan                         | 3                | B-N, C, F, Ls, P | Not registered    | Good              | Good to fair**    | ??                | Not effective                |
| Sulfur                          | M2               | F, I, P, V       | Fair              | Fair              | Good              | Not effective     | Not effective                |
| Syllit                          | M7               | B, F, P          | ??                | Slight            | Not effective     | ??                | None to slight               |
| Tilt                            | 3                | B-N, C, F, Ls, P | Excellent         | Excellent         | Good**            | Slight            | Not effective                |
| Topsin M                        | 1                | B, C, F, Ls      | Good**            | Good**            | Good**            | Not effective     | Not effective                |
| Ziram                           | M3               | B, F, P          | Slight            | Slight            | Not effective     | Good to excellent | Not effective                |

\*These ratings are relative rankings based on labeled application rates, good spray coverage, and proper spray timing. Actual levels of disease control will be influenced by these factors in addition to cultivar susceptibility, disease pressure, and weather conditions.

\*\*Resistant pathogens will lower the effectiveness of these fungicides.

Properties: B=broad spectrum activity; Bact=bactericidal; B-N=broad to narrow spectrum of activity; C=curative; DMI=demethylation-inhibiting; E=eradicator; F=fungicidal; Fs=fungistatic; I= insecticidal; Ls=locally systemic; N=narrow spectrum of activity; P=protectant; V=vapor active; ??=unknown.



# Registered herbicides for orchard crops in Oregon

This abbreviated table was prepared by Jeff Olsen, OSU Extension horticulturist, and Ed Peachy, OSU horticultural crop weed scientist.

For a more complete guide to orchard crop weed management, please refer to the *PNW Weed Management Handbook*, available in hard copy or via the web at [http://pnwpest.org/pnw/weeds?21W\\_HORT01.dat](http://pnwpest.org/pnw/weeds?21W_HORT01.dat)

For access to herbicide labels, visit:

<http://www.cdms.net/LabelsMsds/LMDefault.aspx>

<http://www.greenbook.net/>

## Site preparation

| Material                            | Uses | Rate   |
|-------------------------------------|------|--|
| glyphosate (numerous product names) | —    | Read label carefully for crops listed and geographic location. |

## New plantings (newly planted trees less than 1 year old), nonbearing

| Material  | Uses  | Rate  |
|---|---|---|
| napropamide (Devrinol)                          | All except chestnuts  | 5 lb ai/A (50 lb/A Devrinol 10-G)   |
| oryzalin (Surflan)                              | —   | 2-6 lb ai/A (2-6 qt/A Surflan AS)   |
| pendimethalin (Prowl H20, 3.3)                  | All fruits and nuts   | 1.9-6 lb ai/A (2 to 6.3 qt/A) depending on desired weed control and crop              |
| isoxaben (Gallery or Gallery T & V)             | Nonbearing crop only, except chestnuts  | 0.5-1 lb ai/A (0.66-1.33 lb/A product)  |
| trifluralin (Treflan 4EC)                       | Newly established, nonbearing and bearing, except pears, chestnuts, and hazelnuts   | 0.5-1 lb ai/A (1-2 pt/A Treflan 4EC)  |
| isoxaben + trifluralin (Snapshot 2.5TG)         | Nonbearing crop only, except chestnuts  | 5 lb ai/A (200 lb/A Snapshot 2.5TG)   |
| trifluralin + isoxaben + oxyfluorfen (Showcase) | Nonbearing crops only, including apricots, cherries, nectarines, peaches, plums, and prunes; excluding apples, pears, hazelnuts, walnuts, and chestnuts | 2.5-5 lb ai/A (100-200 lb/A Showcase)   |
| pronamide (Kerb)                                | —   | 1-4 lb ai/A (2-8 lb/A). Rate depends on species present and soil texture.             |
| fluazifop (Fusilade DX)                         | Apples, pears, hazelnuts, and walnuts   | 0.25-0.375 lb ai/A (16-24 oz/A Fusilade DZ). Refer to specific grassy weeds on label. |
| sethoxydim (Poast)                              | Except prunes and plums   | 0.28-0.47 lb ai/A (1.5-2.5 pt/A product)  |
| clethodim (Envoy, Prism, Select)                | Nonbearing trees only   | 0.06-0.125 lb ai/A (6-8 oz/A Select)  |
| paraquat (Gramoxone Inteon, Firestorm)          | —   | 0.625-1 lb cation/A (2.5-4 pt/A Gramoxone; 1.7-2.7 pt/A Firestorm)                    |
| glyphosate (numerous product names)             | —   | Read label carefully for crops listed and geographic location.                        |
| glyphosate (numerous product names)             | —   | Wiper: 33% solution   |
| glufosinate ammonium (Rely)                     | Apples, hazelnuts, and walnuts  | 0.75-1.5 lb ai/A (3-6 qt/A Rely)  |
| oxyfluorfen (Goal 2XL)                          | —   | 1.25-2 lb ai/A (5-8 pt/A Goal 2XL)  |

## Registered herbicides for orchard crops in Oregon (continued)

### Established plantings/Applications that persist in the soil

| Material  | Uses  | Rate   |
|---|---|--|
| pendimethalin (Prowl H20)   | —   | Prowl H20: 1.9-6 lb ai/A (2-6.3 qt/A), depending on desired length of weed control and crop  |
| flumioxazin (Chateau SW and WDG)  | Pome, stone, and nut trees.   | 0.188-0.38 lb ai/A Chateau WDG. Slight differences in rates and uses in SW and WDG labels. Refer to label for organic matter, soil types, and rates for various broadleaf weeds. |
| dichlobenil (Casoron)   | Apples, pears, cherries, and hazelnuts  | 4-6 lb ai/A (100-150 lb/A Casoron)   |
| diuron (Karmex DF and others)   | Apples, pears, peaches, hazelnuts, and walnuts only   | See label for crop-specific application rates.   |
| simazine (Princep Caliber 90 is a Special Local Needs label for sweet cherries only). Tart cherries have a federal label for Princep 4L, Caliber 90, and other simazine herbicides in Oregon. | Except chestnuts, apricots, prunes, and nectarines  | See product labels for rates.  |
| terbacil (Sinbar 80)  | Bearing apples and peaches only; labeled for nonbearing apricot, pear, apple, cherry, peach, and plum | 0.4-0.8 lb ai/A (0.5-1 lb/A), newly established; 2-4 lb/A Sinbar, bearing, depending on soil type.   |
| norflurazon (Solicam)   | Except chestnuts  | 1.97-7.8 lb ai/A (2.5-10 lb/A Solicam)   |
| napropamide (Devrinol)  | Except chestnuts  | 5 lb ai/A (50 lb/A Devrinol 10G)   |
| oryzalin (Surflan AS)   | Except apples, cherries, nectarines, peaches, prunes, and walnuts                                     | 2-6 lb ai/A (2-6 qt/A Surflan)   |
| pronamide (Kerb)  | Except apricots, hazelnuts, and walnuts   | 1-4 lb ai/A (2-8 lb/A Kerb 50W)  |
| trifluralin (Treflan 4EC)   | Stone fruit and walnuts   | 0.5-1 lb ai/A (1-2 pt/A Treflan 4EC)   |
| oxyfluorfen (Goal 2XL)  | —   | 1.25-2 lb ai/A (5-8 pt/A Goal 2XL)   |

### Established plantings/Postemergence contact and translocated herbicides

| Material  | Uses                           | Rate   |
|---|--------------------------------|--|
| paraquat (Gramoxone Max, Firestorm)                     | —                              | 0.625-1 lb cation/A (2.5-4 pt/A Gramoxone; 1.7-2.7 pt/A Firestorm)                           |
| oxyfluorfen (Goal 2XL)                                  | —                              | 1.25-2 lb ai/A (5-8 pt/A Goal 2XL)   |
| glyphosate (numerous product names)                     | —                              | Spray: read label carefully for crops listed and geographic location.                        |
| glyphosate (numerous product names)                     | —                              | Wiper: 33% solution  |
| glufosinate ammonium (Rely)                             | Apples, hazelnuts, and walnuts | 0.75-1.5 lb ai/A (3-6 qt/A Rely)   |
| 2,4-D amine (Saber, Weed-Rhap A4D, Dri-Clean Herbicide) | —                              | 0.95-1.4 lb ae/A (2-3 pt/A Saber)  |
| clopyralid (Stinger)                                    | Stone fruits only              | 0.12-0.25 lb ae/A (0.33-0.66 pt/A Stinger)   |
| rimsulfuron (Matrix FNV)                                | All fruit and nut crops        | 0.063 lb ai/A (4 oz/A Matrix FNV per year)   |
| halosulfuron (Sanda)                                    | Hazelnuts and walnuts          | 0.032-0.062 lb ai/A (0.66-1.33 oz/A)   |
| fluzifop (Fusilade DX)                                  | Bearing stone fruits           | 0.25-0.375 lb ai/A (16-24 oz/A Fusilade DX). Refer to specific grassy weeds listed on label. |
| sethoxydim (Poast)                                      | Except prunes and plums        | 0.28-0.47 lb ai/A (1.5-2.5 pt/A Poast)   |

## Registered herbicides for orchard crops in Oregon (continued)

### Grass suppression in row middles (chemical mowing)

| Material                            | Uses | Rate   |
|-------------------------------------|------|--|
| glyphosate (numerous product names) | —    | Read label carefully for crops listed and geographic location. |
| sethoxydim (Poast)                  | —    | 0.09 lb ai/A (0.5 pt/A Poast)                                  |

# Nutrient sprays

## Soil and leaf analysis

Soil pH (acidity or alkalinity) and the levels of certain mineral elements can be determined by submitting soil samples for analysis. Mineral analysis of leaf samples taken in August may be helpful in assessing tree nutrient status. An annual soil and leaf analysis is the best way to monitor orchard mineral nutrition status. Leaf and soil analysis can be done by several private labs in the region. EM 8677, *Laboratories Serving Oregon: Soil, Water, Plant Tissue, and Feed Analysis*, is available from the OSU Extension office in your county and on the Web at: <http://extension.oregonstate.edu/catalog/html/em/em8677/>.

## Tree nutrient needs and foliar fertilization

Trees need large amounts (pounds/acre) of certain nutrients every year. These nutrients are referred to as “macronutrients,” and include nitrogen, phosphorus, potassium, calcium, and magnesium. Soil-applied fertilizers usually are the best (biologically and economically) way to get macronutrients into the tree. However, foliar fertilization sometimes can be beneficial. When foliar deficiency symptoms are present, nutrient sprays usually are the quickest way to get nutrients into the tree. Under such conditions, foliar sprays function as a “Band-Aid” (or a tourniquet) to keep the tree functioning until soil fertilizers can be applied and the nutrient can be absorbed by the roots. Foliar sprays also can be the best way to get a nutrient into the tree at times when root growth or function is reduced.

Other nutrients such as zinc, copper, iron, boron, and manganese are needed in very small amounts by plants and consequently are referred to as “micronutrients.” Often, excess amounts of these nutrients can be toxic to plants. Foliar sprays can be an effective means of getting micronutrients into trees because they deliver a small, set amount of nutrient directly to the tree. Carefully measured and applied micronutrient sprays can help keep trees healthy and avoid toxic levels of these nutrients in the tree.

**CAUTION!** Foliar sprays can burn/damage tree tissue, including leaves, shoots, buds, and fruit. Therefore, use extreme care when deciding whether to use foliar materials between budbreak and harvest to avoid potential crop damage. A good general rule to follow is this: Between dormancy and harvest, avoid foliar feeds unless visible symptoms or lab analysis show a deficiency problem exists. In addition, use dilute sprays. Tissue damage usually occurs when concentrated materials are applied or sprays are concentrated by evaporation on the tissue.

The information presented here has been compiled from a review of information and research from both Washington and Oregon. Climatic and environmental differences between the Mid-Columbia region and other regions of the Pacific Northwest may require further work to determine the effectiveness of spray applications developed in other regions. If you are uncertain about how a particular material will work in a specific orchard, test the material, at the concentration recommended, on a few trees before spraying the entire orchard.

**NOTE:** Not all fertilizer materials are effective as foliar sprays. Severe tissue damage can occur as a result of foliar applications of some nutrient formulations that are not intended for foliar use. Use caution when applying foliar nutrient sprays between dormancy and harvest.

## Nitrogen

Urea sprays are an effective means of getting nitrogen into fruit trees at certain times of the year. These sprays can cause fruit and/or leaf burn. Consequently, foliar urea applications are risky when fruit is present. Such applications should be made only when trees are obviously nitrogen deficient. The Washington spray guide warns against foliar urea application to pear and stone fruits, reporting that they can cause injury. Low urea concentrations should be used when spraying apple trees when crop is present.

In contrast, concentrated postharvest urea sprays have been shown to be very effective in getting nitrogen into pear and apple fruit buds. Oregon State University researchers Tim Righetti, Anita Azarenko, and David Sugar have shown that postharvest urea treatments increase the length of time that pear blossoms are receptive to pollen, and this may increase fruit set. Research has shown that 10% urea solutions (84 lb urea/100 gal water)

badly burn leaves. Urea solutions of 5% (42 lb urea/100 gal water) have been shown to be effective without extreme leaf burn. However, some leaf burn is to be expected.

Unlike late-season soil nitrogen fertilization, postharvest foliar urea sprays do not seem to significantly increase chances of winter injury.

**NOTE:** 1) Biuret is a by-product of urea manufacture and is toxic to plants. To avoid tissue damage, check the label to make sure that the urea material contains **less than 2% biuret**.

2) If you tank-mix urea with other materials, it may increase or decrease the effectiveness of the other materials. Urea can reduce the effectiveness of some pesticides and increase the effect of some growth regulators. Urea improves leaf boron uptake, and is recommended as a tank mix for **postharvest** boron applications. Use caution when tank-mixing urea with other materials.

## Boron

Boron deficiency can reduce fruit set and produce bark necrosis in apple as well as fruit cork. Fruit cracking is a symptom of boron deficiency. Although trees need boron, it also can be toxic to trees. Thus, both too little and too much boron are a problem in fruit trees. Also, because trees need only a small amount of boron, it is easy to overdo it, especially with soil fertilizer applications. Consequently, it may be best to apply annual foliar boron sprays instead of soil applications. This has been shown to be true in nonirrigated pear orchards, but the idea has not been tested elsewhere.

Tank-mixing urea with boron increases boron uptake in fall applications. As little as 8-9 pounds of urea per 100 gallons (1% urea solution) can be used to “carry” boron into the tree.

A number of new boron spray products have been developed in the past few years. Dr. Frank Peryea, WSU researcher at the Tree Fruit Research Center in Wenatchee, has done a great deal of work evaluating these new materials. The information that follows is from his work.

All boron products use either boric acid or sodium polyborate as the source of boron. Dr. Peryea has shown that significant differences in tank water pH can result from the use of different boron products. Sodium polyborate will increase the pH of spray tank water unless an acidifier is mixed with the product during manufacturing or in the spray tank. High tank water pH can degrade some pesticides (e.g., Guthion) or plant growth regulators (e.g., Promalin). Boric acid does not dissolve as quickly as sodium polyborate, but doesn't increase tank water pH. Pure boric acid may slightly decrease tank spray water pH. **Regardless of the boron product used, checking tank water pH when tank-mixing with pH-sensitive products (such as Guthion or Promalin) is highly recommended.**

**NOTE:** High boron spray rates and concentrations can deliver excess boron, resulting in **shoot dieback or even tree death**.

## Zinc

Zinc deficiencies can reduce leaf size, shoot growth, fruit set, and fruit size. In extreme cases, zinc deficiency shortens the distance between leaves, and new growth looks like a tuft or rosette formed on branch tips with smaller, sometimes yellowish leaves below. Soil applications are not effective on mature trees. Spray applications are effective, and annual spray applications are most effective.

Several materials are available as zinc foliar materials. Zinc sulfate is effective, but can damage leaves and fruit if concentrated spray material is applied. (Spray oil should not be applied within 30 days of zinc sulfate sprays.) Zinc chelate or organic complex materials also are effective in getting zinc into tree leaves. Some of these products are compatible with oil. Check the label to determine which materials should be used with oil.

Before buds open in the spring (no later than Stage 2) is the most effective time to apply foliar zinc. **Again, do not use zinc sulfate with oil or within 30 days of oil application.** Always check the label to determine whether oil is compatible with a particular zinc material.

Zinc-deficient trees can be treated with foliar sprays during the growing season. These applications can cause russetting in the spring when conditions often are cool and damp. Use low rates on bearing stone fruit. Avoid using zinc sulfate on bearing trees.

Fall foliar zinc applications can be made, but are not as effective as dormant applications. Unlike boron or urea, very little zinc moves out of the leaf before leaf fall. Consequently, after a fall zinc spray, the majority of fertilizer zinc stays in the leaf and ends up on the orchard floor after leaf fall. Some zinc does stay in the tree, but a recent study showed that less than 10% of the zinc in 'Golden Delicious' flower clusters was from fall foliar zinc spray applied the previous year. If you use zinc sulfate in the fall, remember that high rates of zinc sulfate material can damage leaves and buds. Zinc chelate materials are less damaging.

### Copper

Fruit trees need a very small amount of copper to avoid deficiency. Copper sulfate fungicide sprays are effective means of getting copper into trees.

**NOTE:** Copper sulfate can russet Anjou pears. Copper sprays applied to Bosc pears to induce russet may cause fruit cracking.

### Magnesium

Magnesium deficiency symptoms have been reported in mature leaves of heavily cropping apple and pear trees. Soil applications of dolomitic

limestone are an effective means of correcting magnesium deficiencies. In the case of severe magnesium deficiencies, several materials applied in two different sprays are reported effective.

### Calcium

The relationship between calcium sprays, fruit calcium levels, and fruit physiological disorders has not been clearly established in the Mid-Columbia region. In warmer regions of the Pacific Northwest (Yakima, WA and Medford, OR), the use of calcium sprays has been correlated with a reduction in bitter pit (apples), cork spot and alfalfa greening (Anjou pears), or postharvest decay (Bosc pears). Research from Washington suggests that calcium chloride sprays on cherries can reduce fruit softening, postharvest injury, and minor rain cracking. These sprays also may reduce cherry size.

**NOTE:** Foliar calcium chloride applications can russet fruit. The use of concentrated sprays is most likely to mark fruit. Use of dilute calcium sprays and reduced rates are most likely to minimize or avoid leaf burn and fruit marking. Pears are more susceptible to calcium spray damage than apples. Avoid spraying under slow drying conditions (when material is gradually concentrated in local regions of the fruit) and when the temperature is above 80°F.

## Spray program for nutrients

Application rates in these tables are for dilute sprays, generally estimated as 200 to 400 gal/A. Gallonage requirements vary depending on tree size, shape, and spray equipment. Information from *WSU Crop Protection Guide—Tree Fruits* series is included in the following section.

| Nutrient  | Possible materials or combinations     | Amount per acre | Amount per 100 gallons** (dilute sprays) | Important notes  |
|---|--|-----------------|--|--|
| <b>Dormant spray—apply in spring before buds open</b> |  |                 |  |  |
| zinc maintenance                                      | 1. zinc chelate or organic complex     |                 |  | 1. Follow the label.   |
|   | 2. zinc sulfate 1.2LC                  | 2-4 gal         | 0.5-1 gal                                |  |
|   | 3. zinc sulfate 36% crystals           | 6-12 lb         | 1.5-3 lb                                 |  |
|   | 4. basic zinc sulfate (dry, 50-52%)    | 6-12 lb         | 2 lb (w/ oil)                            | 3,4,5. Make sure all crystals dissolve. See precautions in text. Oil-free sprays are more effective. Follow label for oil sprays. Follow manufacturer's label. |
|   | 5. basic zinc sulfate (liquid, 20-25%) |                 | 3 lb (w/o oil)                           |  |
| zinc deficiency                                       | 1. zinc chelate or organic complex     |                 |  | 1. Follow the label.   |
|   | 2. zinc sulfate 1.2LC                  | 13 gal          | 3.25 gal                                 |  |
|   | 3. zinc sulfate 36% crystals           | 40 lb           | 10 lb                                    |  |
|   | 4. basic zinc sulfate (dry, 50-52%)    | 16 lb           | 4 lb                                     | 3. Make sure all crystals dissolve. See precautions in text. Apply without oil.  |
|   | 5. basic zinc sulfate (liquid, 20-25%) | —               | —  | 4. Follow manufacturer's label.  |
| <b>Prepink or pink spray</b>                          |  |                 |  |  |
| boron maintenance*                                    | 1. boric acid (dry or liquid)          |                 |  | 1,2. Apply amount equivalent to 0.5 lb actual boron per acre. For all products, prepink to pink or postharvest is preferred. See precautions in text.          |
|   | 2. polyborate (dry or liquid)          |                 |  |  |
| boron deficiency                                      | 1. boric acid (dry or liquid)          |                 |  | 1,2. Apply amount equivalent to 1 lb actual boron per acre. For all products, prepink to pink or postharvest is preferred. See precautions in text.            |
|   | 2. polyborate (dry or liquid)          |                 |  |  |
| <b>Foliage spray—after bloom and before harvest</b>   |  |                 |  |  |
| boron maintenance*                                    | 1. boric acid (dry or liquid)          |                 |  | 1,2. Apply amount equivalent to 0.5 lb actual boron per acre. See precautions in text.   |
|   | 2. polyborate (dry or liquid)          |                 |  |  |
| boron deficiency                                      | 1. boric acid (dry or liquid)          |                 |  | 1,2. Apply amount equivalent to 1 lb actual boron per acre. See precautions in text.   |
|   | 2. polyborate (dry or liquid)          |                 |  |  |
| calcium (cherry fruit firmness and reduced cracking)  | 1. calcium chloride                    | 8-12 lb         | 2-3 lb                                   | 1. Limited effect and can reduce fruit size. Three or more applications are needed at weekly intervals prior to anticipated harvest. See text.                 |
| calcium (bitterpit of apple)                          | 1. calcium chloride                    | 8-12 lb         | 2-3 lb                                   | 1. Three to five applications needed from early June to late August. Can cause fruit injury. See text.   |

\*In nonirrigated orchards in the White Salmon-Underwood area, use the deficiency rate.

\*\*Low concentrations, 400 gal/A, generally are recommended to prevent damage.

## Spray program for nutrients (continued)

| Nutrient   | Possible materials or combinations                                      | Amount per acre | Amount per 100 gallons** (dilute sprays) | Important notes  |
|--|---|-----------------|--|--|
| <b>CONTINUED—Foliage spray—after bloom and before harvest</b>                            |   |                 |  |  |
| calcium (alfalfa greening of pears, cork spot of Anjou pear)                             | 1. calcium chloride   | 4 lb            | 0.5-1 lb                                 | Apply in 400-800 gal/A depending on tree size. Four applications needed from June to August. Can cause fruit injury. See text.   |
| magnesium deficiency   | 1. magnesium chelate or organic compound                                | 40-80 lb        | 10-20 lb                                 | 1. For rates of magnesium chelate, see manufacturer's label.<br>2. Apply in June. Repeat in July if necessary. Do not apply after August 1.  |
|  | 2. magnesium nitrate 13.5% crystals                                     | 20-40 lb        | 5-10 lb                                  |  |
|  | 3. magnesium nitrate 0.4LC  | 6-12 gal        | 1.5-3 gal                                |  |
|  | 4. calcium nitrate (fertilizer grade) + Epsom salts (magnesium sulfate) | 24-48 lb        | 6-12 lb                                  |  |
| nitrogen deficiency  | 1. urea 46% solid   | 2-10 lb         | 0.5-2.5 lb                               | 1,2. Apply only as needed to apples. Can cause injury on pear or stone fruits. See text.   |
|  | 2. urea 20% liquid  | 0.5-2.4 gal     | 0.25-0.6 gal                             |  |
| zinc deficiency, nonbearing trees  | 1. zinc sulfate 36% crystals  | 6 lb            | 1.5 lb                                   | 1,2. Make sure all crystals are dissolved. See precautions in text. Can cause injury, particularly on stone fruits. Follow the label.<br>3. Follow manufacturer's label for all products. See precautions in text. |
|  | 2. zinc sulfate 1.2LC   | 2 gal           | 0.5 gal                                  |  |
|  | 3. basic zinc sulfate (dry, 50-52%)                                     | 6-12 lb         | 1.5-3 lb                                 |  |
|  | 4. basic zinc sulfate (liquid, 20-25%)                                  |                 |  |  |
|  | 5. zinc chelate or organic complex                                      |                 |  |  |
| zinc deficiency, bearing trees   | 1. zinc chelate or organic complex                                      |                 |  | 1. See precautions in text. Can cause injury, particularly on stone fruits. Follow the label.  |
| <b>Postharvest spray—apply after harvest and while leaves are still green and active</b> |   |                 |  |  |
| boron maintenance*   | 1. boric acid (dry or liquid)<br>2. polyborate (dry or liquid)          |                 |  | 1, 2. Apply amount equivalent to 0.5 lb actual boron per acre. For all products, prepink to pink or postharvest is preferred. See precautions in text.   |
| boron deficiency   | 1. boric acid (dry or liquid)<br>2. polyborate (dry or liquid)          |                 |  | Apply amount equivalent to 1 lb actual boron per acre. For all products, prepink to pink or postharvest is preferred. See precautions in text.   |
| nitrogen maintenance   | 1. urea 46% solid   | 42 lb           | 42 lb                                    | Do not apply more than 60 lb/A. Severe leaf burn can occur.  |
|  | 2. urea 20% liquid  | 10 gal          | 10 gal                                   |  |
| zinc maintenance   | 1. zinc chelate or organic complex                                      |                 |  | Follow the label.  |
|  | 2. zinc sulfate 36% crystals  | 6-12 lb         | 1.5-3 lb                                 | 2,3. Make sure all crystals dissolve. Do not apply before October 1. Do not apply on apricot.<br>4. Follow manufacturer's label. See precautions in text.  |
|  | 3. zinc sulfate 1.2LC   | 2-4 gal         | 0.5-1 gal                                |  |
|  | 4. basic zinc sulfate (dry, 50-52%)                                     | 6-12 lb         | 1.5-3 lb                                 |  |
|  | 5. basic zinc sulfate (liquid, 20-25%)                                  |                 |  |  |
| zinc deficiency  | 1. zinc sulfate 36% crystals  | 25 lb           | 6.25 lb                                  | 1,2. Make sure all crystals dissolve. Do not apply before October 1. Do not apply on apricot.<br>3. Follow manufacturer's label. See precautions in text.  |
|  | 2. zinc sulfate 1.2LC   | 8 gal           | 2 gal                                    |  |
|  | 3. basic zinc sulfate (dry, 50-52%)                                     | 16 lb           | 4 lb                                     |  |
|  | 4. basic zinc sulfate (liquid, 20-25%)                                  |                 |  |  |
|  | 5. zinc chelate or organic complex                                      |                 |  |  |

\*In nonirrigated orchards in the White Salmon-Underwood area, use the deficiency rate.

\*\*Low concentrations, 400 gal/A, generally are recommended to prevent damage.

## Growth regulator sprays

In recent years, local research with plant growth regulators has been limited. Washington State University (WSU) has had an ongoing research program with plant growth regulators. **Current information on the use of plant growth regulator materials is available in the *WSU Crop Protection Guide—Tree Fruit (EB 0419)* at <http://cru.cahe.wsu.edu/CEPublications/eb0419/eb0419.pdf>.** Because there may be differences in product registration between Oregon and Washington, check with your chemical supplier or local Extension office to make sure that a specific product is labeled for use in Oregon. Local experience with these materials suggests the precautions listed below in addition to those included in the WSU Guide.

## Chemical thinning sprays

Results with thinning sprays may be quite variable. This often is due to variations in the weather preceding and following spray applications. The rate of application of all thinning sprays should be 400–600 gallons per acre. Concentrations greater than 2X should be avoided. Best results have been obtained with high gallonages of water per acre. Inconsistent results have been obtained when growth regulators are applied in concentrate sprays.

## Chemical thinning sprays for apples

1. Apply carbaryl (Sevin) as a thinning spray 15-25 days after bloom. Apply NAA as a thinning spray 14-18 days after bloom. Twenty days after bloom is optimum. During cool springs when growth is slow, fruit size is a better guide for timing sprays than days from full bloom. Ideal time is when fruit is 10–15 mm in diameter.
2. Combinations of carbaryl plus NAA will give increased thinning.
3. A wetting agent must be added to an NAA spray. Use 0.66 pint of Regulaid (a nonionic, water-soluble spreader) per 100 gallons of water when NAA is used alone. Use 0.5 pint of Regulaid per 100 gallons of water when carbaryl plus NAA is used.
4. Carbaryl provides 2 weeks protection against codling moth when used at 1.5 pints per 100 gallons of water. Carbaryl may thin if used in the first cover.
5. Carbaryl is injurious to bees; mow cover crops that are in bloom before applying carbaryl 50WP.
6. Carbaryl may over-thin young trees that have not reached full bearing capacity or that are in solid block plantings with no pollinizers.
7. The total effect of a carbaryl thinning spray cannot be evaluated for 3–4 weeks.
8. Carbaryl *may increase numbers of misshapen fruits that must be hand thinned and may russet Goldens, particularly in low spots.*
9. To determine the parts per million spray concentrate (ppm) in 100 gallons of spray, remember that—  
1 fluid ounce of 50-gram material = 1 ppm  
0.25 fluid ounce of 200-gram material = 1 ppm
10. NAD plus ethephon gives greater thinning and return bloom.

## Chemical thinning sprays for pears

1. USE 10 PPM NAA RATE IF TREES ARE WEAK. HIGHER RATES POSSIBLY CAUSE ADVANCED MATURITY.
2. Apply 14–18 days after bloom.
3. In solid Bartlett blocks, use the lower rates.
4. Avoid spraying other pear varieties in same block.
5. If weather is very cool, delay application until 21 days following full bloom.
6. Do not use this program in young orchards.
7. Do not use NAA in concentrate sprays. Use in dilute sprays.

## Stop drop sprays

Naphthalene acetic acid (NAA) is the material usually used as a hormone spray for the control of fruit drop in Hood River County. Stop drop sprays should be applied 6 to 8 days prior to harvest (not less than 5 days). Commercial solutions of Naphthalene acetic acid vary in the amount of actual NAA. The recommended rate will depend on the concentration of active ingredient in a specific product. Use of NAA as a stop drop spray for d'Anjou pear is permitted under a special local need registration (Section 24(c) FIFRA) through December 2015.

Retain (AVG) was registered for use on apples and pears in 1997. Consult your fieldman regarding local experience with this product.

## Plant growth regulator for apples

Apogee was registered for use on apples in 2000. Consult your fieldman regarding local experience with this product.

## Plant growth regulator for cherries

1. Benefits of gibberellic acid (GA) application 3 weeks prior to normal anticipated harvest include delay in maturity of 2-5 days. Other effects that can be expected are firmer and larger fruit and possible increases in susceptibility to rain cracking. Benefits may not be realized on trees with heavy fruit loads.
2. For Lambert, use lower rates (10–15 ppm) except on heavy fruit set, when a higher rate can be used.
3. The effects of GA applications on recently introduced cherry varieties may be different than on standard varieties. Proceed with caution.

© 2010 Oregon State University. This publication may be photocopied or reprinted **in its entirety** for noncommercial purposes.

---

This publication was prepared by: from the Oregon State University Mid-Columbia Agricultural Research and Extension Center—Steve Castagnoli, Extension agent; Helmut Riedl, professor of entomology, emeritus; Robert A. Spotts, professor of botany and plant pathology, emeritus; Lynn Long, Extension agent; and Peter Shearer, professor of entomology; from the Oregon State University Extension Service—Jay W. Pscheidt, Extension plant pathology specialist; and Jeff Olsen, Extension agent, Willamette Valley; from Oregon State University Department of Horticulture, Ed Peachey, horticultural crops weed specialist.

---

Trade-name products and services are mentioned as illustrations only. This does not mean that the Oregon State University Extension Service either endorses these products and services or intends to discriminate against products and services not mentioned.

---

We wish to acknowledge Bruce Decker, Rich Garvin, Jeff Heater, and Kevin McNerney for help in reviewing this guide.

---

This publication was produced and distributed in furtherance of the Acts of Congress of May 8 and June 30, 1914. Extension work is a cooperative program of Oregon State University, the U.S. Department of Agriculture, and Oregon counties. Oregon State University Extension Service offers educational programs, activities, and materials—without discrimination based on age, color, disability, gender identity or expression, marital status, national origin, race, religion, sex, sexual orientation, or veteran's status. Oregon State University Extension Service is an Equal Opportunity Employer.

---

Revised January 2010.