


AN ABSTRACT OF THE THESIS OF

ROBERT LOUIS HARVEY for the Master of Science
(Name of Student) (Degree)

in Chemistry presented on December 23, 1968
(Major) (Date)

Title: HYDROGEN ABSTRACTION FROM SUBSTITUTED
t-BUTYLBENZENES

Abstract approved:


Gerald Jay Gleicher

A study of the relative rates of the alkyl hydrogen abstraction from a series of meta and para substituted t-butylbenzenes by the chlorine atom at 70°C has been carried out. Application of the Hammett equation yielded a ρ value of -0.44 for the para compounds. Possible explanations for the non-linearity of the meta compounds are offered. Application of the Kirkwood-Westheimer field-effect model for the transmission of substituent effects provides an excellent correlation with the observed relative rate constants.

Hydrogen Abstraction from
Substituted t-Butylbenzenes

by

Robert Louis Harvey

A THESIS

submitted to


Oregon State University

in partial fulfillment of
the requirements for the
degree of


Master of Science

June 1969


APPROVED:



Professor of Department of Chemistry
in charge of major



Head of Department of Chemistry



Dean of Graduate School

Date thesis is presented December 23, 1968

Typed by Carolyn Irving for Robert Louis Harvey

ACKNOWLEDGEMENTS

The author wishes to thank Dr. Gerald Jay Gleicher for his suggestion of the problem, his guidance through the course of the work, and his many helpful discussions of these results. Appreciation is also expressed to Dr. M. M. Martin of the University of Michigan for his generosity in supplying several of the compounds used in this study. Thank you also to Mr. Jerry D. Unruh and Mr. Deane A. Horne for their operation of the nmr. And a special thanks to my wife Rosemary, who spent so many hours patiently typing this manuscript.

TABLE OF CONTENTS

INTRODUCTION	1
The Reaction	2
Rearrangements	3
Previous Work	5
Estimation of Rho	9
Induction	12
RESULTS	15
Synthesis of Substituted <u>t</u> -Butylbenzenes	15
Products of the Reaction of <u>t</u> -Butylbenzene and Sulfuryl Chloride	15
Products in the Reaction of Fourteen Substituted <u>t</u> -Butylbenzenes	16
Reaction of Chlorobenzene with Sulfuryl Chloride	18
Reaction of <u>t</u> -Butylbenzene and Bromotrichloromethane	18
Relative Rates of Disappearance of Substituted <u>t</u> -Butylbenzenes	19
DISCUSSION	21
The Halogen Compounds	22
The Ethers	24
Kinetic Studies	25
EXPERIMENTAL	41
Purification of Chlorobenzene	41
Purification of Sulfuryl Chloride	42
Purification of Benzoyl Peroxide	42
Purification of <u>t</u> -Butylbenzene	42
Purification of β -Chloro- <u>t</u> -butylbenzene	42
Purification of <u>m</u> -Bromo- <u>t</u> -butylbenzene	42
Purification of <u>m</u> -Nitro- <u>t</u> -butylbenzene	42
Purification of <u>p</u> -Di- <u>t</u> -butylbenzene	43
Purification of <u>p</u> -Bromo- <u>t</u> -butylbenzene	43
Preparation of <u>p</u> -Nitro- <u>t</u> -butylbenzene	43
Preparation of Ethyl <u>p</u> - <u>t</u> -Butylbenzoate	43
Preparation of Phenyl <u>p</u> - <u>t</u> -Butylbenzoate	44
Preparation of <u>p</u> -Methoxy- <u>t</u> -butylbenzene	44
Preparation of <u>m</u> -Methoxy- <u>t</u> -butylbenzene	45

Preparation of <u>p</u> -Phenoxy- <u>t</u> -butylbenzene	45
Preparation of <u>m</u> -Phenoxy- <u>t</u> -butylbenzene	45
Preparation of <u>p</u> -Cyano- <u>t</u> -butylbenzene	46
Preparation of <u>p</u> -Chloro- <u>t</u> -butylbenzene	46
Preparation of <u>p</u> -Iodo- <u>t</u> -butylbenzene	47
Preparation of 2-Methyl-2-(<u>p</u> -nitrophenyl)-chloropropane	47
Preparation of 2-Methyl-2-(<u>p</u> -chlorophenyl)-chloropropane	47
Products of the Reaction of Bromotrichloromethane and <u>t</u> -Butylbenzene	48
Procedure for Product Studies of the Reaction of Substituted <u>t</u> -Butylbenzene and Sulfuryl Chloride	48
Products of the Reaction of Chlorobenzene and Sulfuryl Chloride	49
Products of the Reaction of <u>t</u> -Butylbenzene and Sulfuryl Chloride	50
Products of the Reaction of <u>p</u> -Nitro- <u>t</u> -butylbenzene and Sulfuryl Chloride	51
Products of the Reaction of <u>m</u> -Nitro- <u>t</u> -butylbenzene and Sulfuryl Chloride	51
Products of the Reaction of <u>p</u> -Cyano- <u>t</u> -butylbenzene and Sulfuryl Chloride	51
Products of the Reaction of <u>p</u> -Di- <u>t</u> -butylbenzene and Sulfuryl Chloride	52
Products in the Reaction of <u>p</u> -Chloro- <u>t</u> -butylbenzene and Sulfuryl Chloride	52
Products of the Reaction of <u>p</u> -Bromo- <u>t</u> -butylbenzene and Sulfuryl Chloride	52
Products of the Reaction of <u>m</u> -Bromo- <u>t</u> -butylbenzene and Sulfuryl Chloride	53
Products of the Reaction of <u>p</u> -Iodo- <u>t</u> -butylbenzene Sulfuryl Chloride	54
Products of the Reaction of <u>p</u> -Methoxy- <u>t</u> -butylbenzene and Sulfuryl Chloride	54
Products of the Reaction of <u>p</u> -Phenoxy- <u>t</u> -butylbenzene and Sulfuryl Chloride	55
Products of the Reaction of <u>m</u> -Phenoxy- <u>t</u> -butylbenzene and Sulfuryl Chloride	55
Products of the Reaction of Phenyl <u>p</u> - <u>t</u> -Butylbenzoate and Sulfuryl Chloride	55
Procedure for the Determination of Relative Rates of Disappearance of Substituted <u>t</u> -Butylbenzenes	56
Determination of $(k_X/k_H)_{dis}$	56

Determination of $k_X^{\text{abs}}/k_H^{\text{abs}}$	57
BIBLIOGRAPHY	58
APPENDIX I - PRODUCT STUDIES	68
APPENDIX II - KINETIC STUDIES	78

LIST OF FIGURES

<u>Figure</u>		<u>Page</u>
1	Transition state of free radical abstraction of benzylic hydrogen.	7
2	Log k_n/k_1 <u>vs.</u> ρ .	11
3	Transition state of 1, 2 phenyl migration in <u>p</u> -phenoxy- <u>t</u> -butylbenzene.	25
4	Inductive effect of the <u>m</u> -phenoxy substituent.	28
5	Relative rates of disappearance <u>vs.</u> σ .	32
6	Relative rates of alkyl hydrogen abstraction <u>vs.</u> σ .	32
7	Geometry of <u>para</u> -substituted <u>t</u> -butylbenzenes.	36
8	Experimental <u>vs.</u> calculated relative rate constants of hydrogen abstraction.	39

LIST OF TABLES

<u>Table</u>		<u>Page</u>
1	Rho values and relative rates of hydrogen abstraction by bromine atom of various α -substituted and α , α -disubstituted toluenes.	10
2	Percentages of alkyl chlorination of several <u>t</u> -butylbenzenes.	17
3	Relative rates of disappearance of substituted <u>t</u> -butylbenzenes.	20
4	Relative rates of hydrogen abstraction of substituted <u>t</u> -butylbenzenes.	27
5	Effect of nuclear substituents on nmr proton frequencies of methyl hydrogens in <u>t</u> -butylbenzene.	30
6	Values of r, R, b, and x for <u>para</u> substituted <u>t</u> -butylbenzenes in $\overset{\circ}{A}$.	37
7	Calculated relative rates of hydrogen abstraction from <u>para</u> substituted <u>t</u> -butylbenzenes at 70° using the Kirkwood-Westheimer model.	38
8	Product study of the chlorination of <u>t</u> -butylbenzene by sulfuryl chloride.	68
9	Product study of the chlorination of <u>p</u> -nitro- <u>t</u> -butylbenzene by sulfuryl chloride.	70
10	Product study of the chlorination of <u>m</u> -nitro- <u>t</u> -butylbenzene by sulfuryl chloride.	71
11	Product study of the chlorination of <u>p</u> -di- <u>t</u> -butylbenzene by sulfuryl chloride.	72
12	Product study of the chlorination of <u>p</u> -cyano- <u>t</u> -butylbenzene by sulfuryl chloride.	73
13	Product study of the chlorination of phenyl <u>p</u> - <u>t</u> -butylbenzoate by sulfuryl chloride.	74

<u>Table</u>		<u>Page</u>
14	Product study of the chlorination of <u>p</u> -phenoxy- <u>t</u> -butylbenzene by sulfuryl chloride.	75
15	Product study of the chlorination of <u>p</u> -chloro- <u>t</u> -butylbenzene by sulfuryl chloride.	76
16	Product study of the chlorination of <u>m</u> -phenoxy- <u>t</u> -butylbenzene by sulfuryl chloride.	77
17	Relative rates of disappearance of <u>p</u> -nitro- <u>t</u> -butylbenzene to <u>t</u> -butylbenzene.	78
18	Relative rates of disappearance of <u>m</u> -nitro- <u>t</u> -butylbenzene to <u>t</u> -butylbenzene.	79
19	Relative rates of disappearance of <u>p</u> -di- <u>t</u> -butylbenzene to <u>t</u> -butylbenzene.	80
20	Relative rates of disappearance of <u>p</u> -cyano- <u>t</u> -butylbenzene to <u>t</u> -butylbenzene.	81
21	Relative rates of disappearance of phenyl <u>p</u> - <u>t</u> -butylbenzoate to <u>t</u> -butylbenzene.	82
22	Relative rates of disappearance of <u>p</u> -phenoxy- <u>t</u> -butylbenzene to <u>t</u> -butylbenzene.	83
23	Relative rates of disappearance of <u>m</u> -phenoxy- <u>t</u> -butylbenzene to <u>t</u> -butylbenzene.	84
24	Relative rates of disappearance of <u>p</u> -chloro- <u>t</u> -butylbenzene to <u>p</u> -cyano- <u>t</u> -butylbenzene.	86

HYDROGEN ABSTRACTION FROM SUBSTITUTED t-BUTYLBENZENES

INTRODUCTION

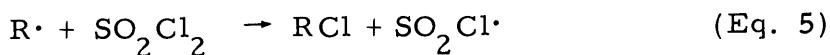
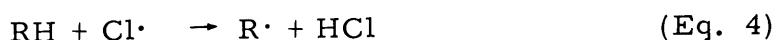

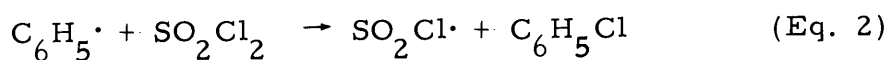
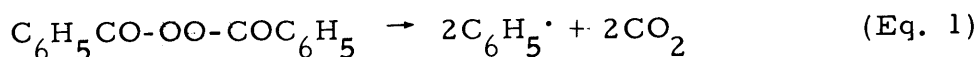
The research described herein attempts to correlate the electronic effect of substituents with the ease of alkyl hydrogen abstraction, a field which has been largely neglected. The t-butylbenzene system chosen for this study provides the combined utility of an abstractable primary hydrogen, purely alkyl in character, with the easy variability of substituents in the phenyl group. The presence of the insulating quaternary carbon between the ring and the reaction site should allow the examination of inductive or field effects without the interference of resonance interactions.

Several experimenters (25, 26, 64) have shown that the rates of hydrogen abstraction by chlorine atoms increase in the order primary < secondary < tertiary. This order is the reverse of carbon-hydrogen bond strengths. The same general sequence is exhibited by other free radicals (9, 78, 84, 85); i. e., the series is independent of radical type. The relative reactivities of hydrogens do vary with the selectivity of the attacking radical, however. For example, the chlorine atom is a relatively non-selective free radical, whereas the bromine atom is more selective and less reactive. The chlorine atom derived from sulfuryl chloride via benzoyl peroxide initiation

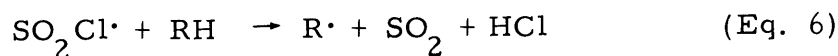
(35, 36) was chosen over the more sensitive bromine atom from N-bromosuccinimide (NBS). This was based on a report by Boocock and Hickinbottom (7) that treatment of t-butylbenzene with NBS in the liquid phase results principally in nuclear bromination. Although NBS could not be utilized in this study, Backhurst (2) has shown that side-chain bromination of t-butylbenzene can occur in the gas phase.

The Reaction

Kharasch and Brown (35) originally proposed the following scheme for their reaction



where RH is a hydrocarbon. Russell and Brown (63, 64) have proposed that Eq. 3 may actually be an equilibrium which can be shifted to the left by the accumulation of SO_2 . If so, Eq. 6, below would become operative



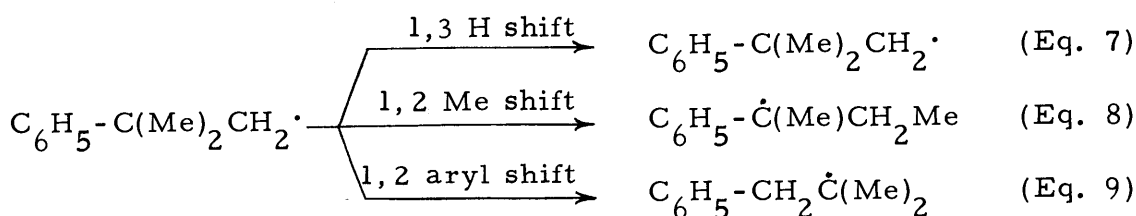
Kharasch and Read (36) demonstrated that under certain conditions $\text{SO}_2\text{Cl}\cdot$ does produce sulfonation products. The $\text{SO}_2\text{Cl}\cdot$ radical would be expected to be more selective than the chlorine atom and exhibit a

more negative ρ value than the latter (64).

Russell (61, 62) has also observed that the selectivity of chlorine atoms is increased in aromatic solvents by the formation of π complexes. Although this factor and the above consideration of $\text{SO}_2\text{Cl}\cdot$ as the abstracting agent will have to be remembered when discussing the results of this study, they assume secondary importance relative to the initial question of the transmission of electronic effects.

Rearrangements

Once the neophyl radical ($\text{C}_6\text{H}_5\text{-C}(\text{Me})_2\text{CH}_2\cdot$) has been generated by hydrogen abstraction from t-butylbenzene, one must be concerned about the possibility of three types of rearrangements. These are outlined below in Eq. 7-9.



A 1, 3 hydrogen shift (Eq. 7) would produce an equivalent neophyl radical and would have no effect on the product or kinetic studies reported here. A 1, 2 methyl shift (Eq. 8) would result in a more stable tertiary benzylic radical and might be expected to be a favorable process. Whitmore and his co-workers (91) found no evidence of such rearrangement in the related neopentyl radical. Urry and

Kharasch (79) and Winstein and Seubold (95) report observing aryl rearrangement products in Grignard reactions involving neophyl chloride. Slauch (71) monitored a small amount of 1,2 phenyl shift in labeled 2-phenylethyl radical; this is surprising because the shift produces no change in radical stability. Smith and Anderson (72) compared that same reaction to the rearrangement of 2-phenylpropyl radical and found the latter to occur to a greater extent because of steric and electronic effects. Rüchardt and co-workers (53-59) experimented with an assortment of substituted neophyl radicals and concluded, among other things, that 1) there is no anchimeric assistance by the phenyl group in the rate-determining step of the decomposition of t-butyl-3-methyl-3-phenylperbutanoate (56, 57) to neophyl radicals; 2) rearrangement is a function of the lifetime of the radical (53); the rearrangement of substituted neophyl radicals follows Hammett's equation with a $\rho = +1$ (54); and 3) the ability of a particular substituted phenyl group to migrate is the same regardless of how the radical is generated (55). Seubold (70) and Winstein et al. (94) have also shown that the tendency of an aryl group to migrate is related to the lifetime of the neophyl radical. Seubold, in discussing the sulfonyl chloride reaction in particular, felt that in solution the attack of the neophyl radical on sulfonyl chloride is so rapid that it can happen before rearrangement has time to occur. Backhurst, Hughes, and Ingold (3) have also shown that migration occurs in the

gas phase, where radicals have an effectively longer lifetime. In summary, aryl shifts occur readily but can be minimized or eliminated by manipulation of the reaction conditions.

Previous Work

Many investigations have been made of the nature of the abstraction of hydrogen atoms bound to a carbon adjacent to a substituted phenyl ring (27, 52, 83) and hence falling under the influence of both induction and resonance. All these investigations have utilized one form or another of the Hammett equation (22, 23).

$$\log k/k_0 = \sigma \rho . \quad (\text{Eq. 10})$$

Here k/k_0 represents the relative rate of reaction of a substituted compound to some reference substrate. The substituent constant σ is a function of the nature of the substituent, and ρ , the reaction parameter, is dependent only upon the reaction and its conditions. Although originally formulated for ionic reactions, the Hammett equation has been found to be equally applicable to free radical processes. Russell (60) has suggested that ρ be interpreted as a measure of the sensitivity of the attacking radical to the polar effect of the substituent.

The radicals most frequently employed in benzylic hydrogen abstraction studies have been chlorine atom (64, 66, 81, 85), bromine atom (20, 28-30, 32, 33, 39, 43, 50, 87), trichloromethyl

radical (20, 29, 31, 43), t-butoxy radical (19, 84, 89), and phenyl radical (9). The first two will be discussed in detail.

The reaction of substituted toluenes with chlorine atom generated from sulfuryl chloride was originally studied by van Helden and Kooyman (78). Their work, however, and that of Walling and Miller (85) has been superseded by that of Russell and Williamson (66), who in 1964 explored the same system at 40° in CCl₄ (to minimize the role of π -complexing). They found that a better correlation of data resulted when σ^+ (10) rather than σ (41) was used to compute ρ ; the values were -0.66 ± 0.02 and -0.76 ± 0.06 , respectively. All experimenters did agree qualitatively that electron-releasing groups facilitate and electron-withdrawing groups retard the abstraction process. The rather low ρ value substantiates the idea that the chlorine atom is not a very selective species. The interesting fact that σ^+ provided the better correlation indicates that there is enough bond-breaking in the transition state to allow polar canonical structure II in Figure 1 to contribute significantly to the stability of the transition state. Here X = Cl, R = R' = H, and Y = a meta or para substituent. Walling, Seymour, and Wolfstirn (88) in 1948 and Mayo and Walling (45) in 1950 suggested the importance of structures like II might be expected when the electron affinity (51) of the attacking radical is high. In 1955 Russell and Brown (64) calculated that there is only about 10% bond-breaking in the transition state of the

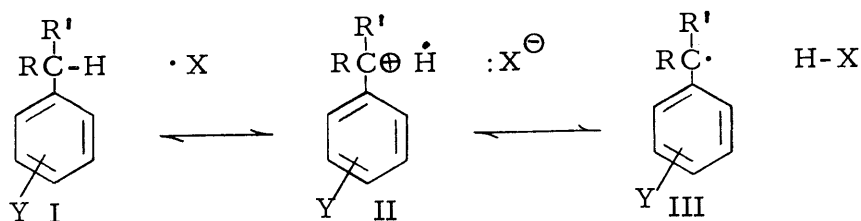


Figure 1. Transition state of free radical abstraction of benzylic hydrogen.

abstraction of tertiary hydrogen by atomic chlorine. In light of Russell and Williamson's later work this seems too conservative an estimate.

The majority of the work done on benzylic hydrogen abstraction has involved the use of atomic bromine from NBS or molecular bromine. Kooyman, van Helden and Bickel (39) initiated the work on substituted toluenes in 1953. Since then, Pearson and Martin (50) found $\rho = -1.46$ (σ^+) using NBS and $\rho = -1.38$ (σ^+) using Br_2 , both at 80° in benzene solution. Ingold (32, 33) conducted similar studies in benzene at 80° and 19° and found $\rho = 1.39$ and -1.78 , respectively, using σ^+ . Walling, Rieger, and Tanner (87) found ρ to be -1.38 (σ^+) at 80° in CCl_4 . Walling and Rieger (86) studied the reaction with several substituted N-bromosuccinimides and computed an average ρ of -1.27 (σ^+) at 80° in CCl_4 . These and other results (1) have been taken as proof for bromine atom being the abstracting agent in NBS brominations.

The ρ value of bromination is larger than that of chlorination

for substituted toluenes. This shows bromine atom to be a more selective abstracting agent than is chlorine atom. Application of Hammond's postulate (24) indicates that the abstraction by bromine is more endothermic than the abstraction by chlorine, and that the former transition state more closely resembles the products than does the latter. The fact that all correlations were made in terms of σ^+ indicates that canonical structure II, Figure 1 ($R = R' = H$, $X = Br$) is important in hydrogen abstraction by bromine also.

Martin and Gleicher (43, 44) have examined a series of allylbenzenes and found the bromine atom abstraction of the allylic-benzylic hydrogen at 69.5° to give a $\rho = -0.76$ using σ^+ . This lower ρ value was expected because the vinyl-benzyl radical is more stable than the benzyl radical because of additional resonance. This stability means that the activation energy for hydrogen abstraction is smaller for allylbenzene than for toluene, and substituent effects are felt to a lesser degree by the transition state. Huang and Lee's (30) investigation of hydrogen abstraction from substituted ethylbenzenes at 80° provided a (σ^+) ρ of -0.69 . Because higher temperatures reduce the selectivity of radicals, this value would approach Martin and Gleicher's value for allylbenzenes at a temperature of 69.5° . Here again a compression of the substituent effect has occurred because the methylbenzyl radical is more stable than the benzyl radical, presumably because of electron-donation by the methyl

group. Gleicher (20) determined $\rho = -0.38$ using the standard σ values for a series of substituted cumenes. The bond-breaking in the transition state of this reaction may now be so slight that structure II, Figure 1 ($R = R' = \text{CH}_3$, $X = \text{Br}$) is no longer important. The activation energy for hydrogen abstraction and the resultant formation of the very stable tertiary benzylic radical is now very much smaller than the abstraction of hydrogen from toluene to form the primary benzylic radical. Huang and Lee (28, 29) have studied the reaction of several α -substituted benzyl methyl ethers with bromine atoms. They found the ρ values approached zero as the incipient radical's stability increased. All correlations were done via σ . Their results are summarized in Table 1.

Estimation of Rho

Studies of benzylic hydrogen abstraction by chlorine atoms have not been done on enough different systems to allow a prediction of the ρ value for the process studied here. However, if the assumption that chlorination is not qualitatively different from bromination may be made, the extensive data for abstraction in the latter case can be utilized to make an assessment of ρ in the following way. The available data suggest that the substituent dependence of a benzylic hydrogen abstraction decreases as the lability of the hydrogen atom in the unsubstituted compound increases. A plot of the ρ value

against the logarithm of the lability of hydrogen atom in the unsubstituted compound relative to toluene was made. A linear correlation was obtained using a least-squares calculation. The slope of the line was -1.41 ± 0.14 with a correlation coefficient of 0.961. Table 1 lists the pertinent data. A graphical representation is shown in Figure 2. Interpolation of Russell and Brown's (64) value for the

Table 1. Rho values and relative rates of hydrogen abstraction by bromine atom of various α -substituted and α, α -disubstituted toluenes.

n	Compound	k_n/k_1	ρ	Temp.	Ref.
1	$C_6H_5CH_3$	(1.00)	-1.38^a	80°	87
2	$C_6H_5CH_2CH_3$	22.8	-0.69^a	80°	30
3	$C_6H_5CH(CH_3)_2$	50	-0.38	70°	20
4	$C_6H_5CH_2CH=CH_2$	26.2	-0.76^a	69.5°	43
5	$C_6H_5CH(OCH_3)_2$	50.6	-0.38	80°	28, 29
6	$C_6H_5CH_2OCH_3$	52.6	-0.35	80°	28, 29
7	$C_6H_5CH_2OCH_2C_6H_5$	77.5	-0.12	80°	28, 29
8	$(C_6H_5)_2CHOCH_3$	109.0	0	80°	28, 29
9	$C_6H_5C(CH_3)_3$	0.22	--	70°	64

^a calculated using σ^+ .

relative rate of hydrogen abstraction by chlorine atom of t-butylbenzene to toluene yielded a ρ value of -2.02. Unlike the other systems considered, however, the radical formed from t-butylbenzene

is insulated from the substituted phenyl group by a saturated carbon atom. This not only should preclude all resonance effects on radical stability, but also should modify the inductive effect by some transmission factor. Using the standard Branch-Calvin factor of $1/2.8$ (8) to correct for this produces a ρ value of -0.72 . While the approximate nature of the above is evident, this value can be considered as a probable upper limit for the substituent effect to be determined in this study.

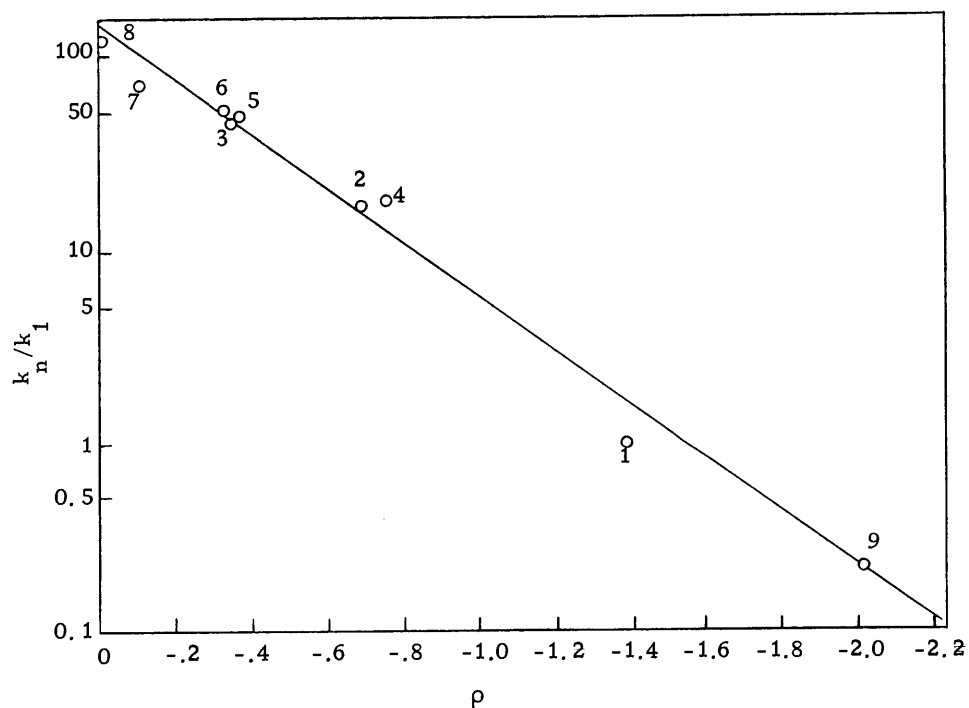


Figure 2, $\text{Log } k_n/k_1$ vs. ρ .

Induction

The neophyl radical produced by the loss of a hydrogen atom from t-butylbenzene should not be involved in resonance with the ring. Any effects felt by the radical should be a result of inductive interactions. Dewar and Grisdale (13) have subdivided the inductive effect into three distinct parts: a) a field effect across space; b) a σ -inductive effect, i. e., the successive polarization of σ -bonds; and c) a π -inductive effect, i. e., the successive polarization of π -bonds. They have concluded (14, 15) from studies of the ionization of naphthoic acids that the σ -inductive effect is unimportant and can be included in the field effect. Dewar and Marchand (17) arrived at the same conclusion studying fluorinated biphenyls and terphenyls. They have maintained that the π -inductive effect is also primarily a field effect (16). These ideas indicate that the main effect under consideration in this paper may be a field effect.

Kirkwood and Westheimer (37, 38) have evolved a theoretical approach to explain the manner in which polar effects are transmitted to a reaction site. They treated the reactant molecule as a cavity of low dielectric constant embedded in a solvent continuum. They considered all non-conjugative effects to be the result of an electrostatic field between the substituent dipole and the site of reaction. In the case of relative carboxylic acid dissociation

constants, the following equation was derived

$$2.303 \log \frac{K}{K_0} = \frac{e\mu \cos \zeta}{kTD_E R^2} \quad (\text{Eq. 11})$$

where K/K_0 is the ratio of the dissociation constant of substituted to unsubstituted acid, e is the electronic charge on the ion, μ is the dipole moment of the substituent, k is the Boltzmann constant, D_E is the effective dielectric constant, R is the distance from the center of the dipole to the reaction site, and ζ is the angle between R and the dipole axis. The values for R and ζ can be obtained only for conformationally rigid molecules. There is uncertainty in the meaning of D_E and in its value because it is a complex function of the geometry of the molecule, the size of the solvent cavity, and the ratio of external to internal dielectric constants. In 1957 Tanford (76) showed that the cavity-continuum model had a critical dependence on the depth of the charges or dipoles below the surface of the cavity which represented the molecule. By arbitrarily defining the distance from the center of the molecule to the center of the substituent plus 1.5 Å Tanford was able to predict relative reactivities and equilibrium constants for uncharged substituents with a fair degree of accuracy. A modified Kirkwood-Westheimer approach has been applied with success to other free-radical hydrogen abstractions (48) studies in these laboratories. It was

thought that a correlation might appear in the hydrogen abstractions from the para substituted t-butylbenzenes if a suitable rigid geometry could be defined.

RESULTS

Synthesis of Substituted *t*-Butylbenzenes

Standard synthetic procedures were used to prepare ten *m*- and *p*-substituted *t*-butylbenzenes. Five others were obtained by purchase or as gifts. All had been previously prepared with the exception of phenyl *p*-*t*-butylbenzoate and *m*-phenoxy-*t*-butylbenzene. Details regarding the preparation and purification of these compounds are to be found in the Experimental section.

Products of the Reaction of *t*-Butylbenzene
and Sulfuryl Chloride

Solutions composed of *t*-butylbenzene, chlorobenzene as an internal standard, and sulfuryl chloride were reacted in sealed tubes at 40° and 70° in the presence of catalytic amounts of benzoyl peroxide. The major products at 40° were found to be nuclear chlorination products. See the Discussion section for an explanation of this. At 70° the side-chain chlorination product accounted for more than 88% of the total products. All further product and kinetic studies were conducted at 70°. The ideal molar ratio of substituted *t*-butylbenzene to sulfuryl chloride for the product studies was about 4:1. This eliminated or kept to a minimum secondary reactions which were a problem when an excessive amount of sulfuryl chloride was used. If

rearrangements occurred, the products were formed in such quantities as to be undetectable by gas-liquid chromatography.

Products in the Reaction of
Fourteen Substituted t-Butylbenzenes

Twelve additional m- and p-substituted t-butylbenzenes were reacted in the manner described above. Gas-liquid chromatographic analysis revealed that seven of these (p-nitro, m-nitro, p-chloro, p-cyano, p-carbophenoxy, m-phenoxy, and p-di-t-butyl) produced only two major product types. These were believed to be eluted from the column in the order nuclear chlorination products first and side-chain chlorination product second. The identity of the side-chain product was verified in selected cases. In all cases side-chain chlorination predominated.

Para-phenoxy-t-butylbenzene gave three products and a percentage alkyl chlorination which was about 20% lower than the average of those eight listed above if the same criterion was used in calculation. This anomaly may have arisen from the presence of a rearrangement product. This is commented upon further in the Discussion section. Table 2 summarizes the results of the product studies on the nine compounds mentioned above.

The product study of p-methoxy-t-butylbenzene revealed four unidentified products. It is possible that some of these products

resulted from abstraction of a methoxy methyl hydrogen and subsequent reactions of the resulting radical. Because of structural similarities, product studies were not attempted on m-methoxy- and p-carboethoxy-t-butylbenzene. All three compounds were excluded from the kinetic studies.

Table 2. Percentages of alkyl chlorination of several t-butylbenzenes^a.

Compound	No. of Ampoules Analyzed	% Alkyl Chlorination
<u>t</u> -Butylbenzene	5	88.4 ₄
<u>p</u> -Nitro- <u>t</u> -butylbenzene	4	81.8 ₅
<u>m</u> -Nitro- <u>t</u> -butylbenzene	5	78.6 ₇
<u>p</u> -Di- <u>t</u> -butylbenzene	5	94.5 ₄
<u>p</u> -Cyano- <u>t</u> -butylbenzene	4	83.6 ₃
Phenyl <u>p</u> - <u>t</u> -Butylbenzoate	4	84.5 ₃
<u>p</u> -Phenoxy- <u>t</u> -butylbenzene	4	63.3 ₇
<u>m</u> -Phenoxy- <u>t</u> -butylbenzene	5	80.0 ₆
<u>p</u> -Chloro- <u>t</u> -butylbenzene	5	100. ₀

^a Complete data for each product study are in Appendix I, Tables 8-16.

Para-bromo-t-butylbenzene reacted with sulfuryl chloride to give a red solution indicative of molecular bromine. Analysis showed the major product to be p-chloro-t-butylbenzene. Two small

unidentified products were also produced; their combined peak area was about 10% of the area of the p-chloro-t-butylbenzene. The m-bromo isomer generated three products, the largest of which had an elution time slightly less than that of p-chloro-t-butylbenzene; apparently this product was m-chloro-t-butylbenzene. The two smaller peaks were not identified. Para-iodo-t-butylbenzene and sulfuryl chloride gave a deep purple-brown solution indicative of free iodine. Six different product peaks separated on the chromatograph. The second largest peak and p-chloroneophyl chloride had identical retention times.

The anomalies displayed by the bromo- and iodo-substituted compounds caused them to be excluded from the kinetic studies.

Reaction of Chlorobenzene with Sulfuryl Chloride

Two attempts were made to react the internal standard, chlorobenzene, with sulfuryl chloride in the presence of peroxide catalyst. Gas-liquid chromatography detected no disappearance of chlorobenzene and no appearance of product peaks. This is in accordance with a statement in the literature (5) and safely allows for the use of chlorobenzene as the internal standard.

Reaction of t-Butylbenzene and Bromotrichloromethane

One attempt was made to react t-butylbenzene and

bromotrichloromethane in the presence of light at 70°. There was no detectable disappearance of t-butylbenzene.

Relative Rates of Disappearance
of Substituted t-Butylbenzenes

Solutions of two t-butylbenzenes, an excess of sulfuryl chloride, and chlorobenzene were prepared and placed into ampoules containing a catalytic amount of benzoyl peroxide. The ampoules were then sealed under a reduced pressure of nitrogen and immersed in a 70° oil bath. By stopping the reaction short of completion, the two t-butylbenzenes were made to compete for the chlorine atoms. This technique also should have minimized rearrangements, disproportionation, coupling, and other undesirable side reactions. Table 3 is a summary of the relative rates of disappearance, $(k_X/k_H)_{dis}$ of the nine t-butylbenzenes studied.

Table 3. Relative rates of disappearance of substituted t-butylbenzenes^{a, b}.

Compound	No. of Kinetic Runs	$(k_X/k_H)_{dis}$
<u>m</u> -Nitro- <u>t</u> -butylbenzene	4	0.212 ± 0.022
<u>p</u> -Nitro- <u>t</u> -butylbenzene	6	0.482 ± 0.041
<u>p</u> -Cyano- <u>t</u> -butylbenzene	5	0.501 ± 0.017
Phenyl <u>p</u> - <u>t</u> -Butylbenzoate	5	0.696 ± 0.068
<u>p</u> -Chloro- <u>t</u> -butylbenzene	5	0.711 ± 0.049 ^c
<u>t</u> -Butylbenzene	--	(1.00)
<u>p</u> -Di- <u>t</u> -butylbenzene	5	1.07 ± 0.025 ^d
<u>p</u> -Phenoxy- <u>t</u> -butylbenzene	5	1.22 ± 0.030
<u>m</u> -Phenoxy- <u>t</u> -butylbenzene	8	2.50 ± 0.387

a) Complete data for each kinetic run are in Appendix II, Tables 17-24.

b) Unsubstituted t-butylbenzene was the reference standard.

c) The kinetics for this compound were run in competition with p-cyano-t-butylbenzene. The value recorded here was calculated through Eq. 15 in the Experimental section.

d) Statistically corrected.

DISCUSSION

The results obtained from gas-liquid chromatographic analyses of the reaction mixtures of several m- and p-substituted t-butylbenzenes and sulfuryl chloride indicate that the side-chain chlorination reaction predominates over the nuclear chlorination reaction at 70°. This is consistent with the findings of other researchers (35, 7). The fact that the nuclear chlorination products are the more abundant at 40° indicates that the free radical process is probably not operating at this temperature. Two reasons for this may be advanced. First, benzoyl peroxide has a half-life of about 2000 hours at 40° (80, p. 469) making it difficult for the radical reaction to start. Sulfuryl chloride is also a source of chlorine molecules which can chlorinate an aromatic nucleus (35). If the radical process were not started, the nuclear chlorination would predominate. Secondly, Kharasch and Brown (35) noted an inhibition period of a few minutes when impure starting materials were used. They suggested that the impurities were either removed or deactivated by refluxing with sulfuryl chloride and peroxide as no diminution of the yield occurred. The temperature of 40° is 29° below the boiling point of sulfuryl chloride, so this deactivation of impurities may never occur or at least may take a very long time. Also any oxygen, a strongly inhibiting impurity (35), remaining in the ampoules in spite of the

precautions taken to exclude it, would be expected to react with the radical products of the few peroxide molecules that did manage to decompose at this temperature, hence preventing the radical mechanism from obtaining a good start. At 70° benzoyl peroxide has a half-life of only about 20 hours (80, p. 469). A sufficient number of peroxide molecules could decompose rapidly enough to destroy the oxygen and other impurities and start the chain reaction with sulfuryl chloride. In such an event, the alkyl chlorination reaction would predominate.

The Halogen Compounds

With the exception of p-chloro-t-butylbenzene, it is evident from the product studies that the halogen substituted compounds behaved anomalously with regard to the other substituted compounds. The reaction of p-bromo-t-butylbenzene with chlorine atoms resulted primarily in the replacement of bromine atom by chlorine on the aromatic nucleus. The red color of the solution showed the probable presence of molecular bromine. Eibner (18) reported in 1903 that bromobenzene and chlorine in the light produced chlorobenzene and Br₂. Miller and Walling (46) found the same reaction to have an activation energy of less than 2 kcal/mole, and to be impeded by electron-withdrawing groups in the aromatic nucleus. They proposed a mechanism involving a π -complex intermediate. Goerner and

Nametz (21) studied the peroxide-catalyzed reaction of m- and p-bromotoluenes with sulfuryl chloride. They found all the possible isomers which would result from chlorine displacement of bromine; they also detected bromobenzyl chlorides and bromides. The research reported in this paper found this type reaction to occur almost to the exclusion of the hydrogen abstraction process in the case of p-bromo-t-butylbenzene.

The meta isomer also underwent replacement of bromine by chlorine. It appeared, however, that a greater percentage of side-chain chlorination occurred than in the para compound.

Sulfuryl chloride and p-iodo-t-butylbenzene reacted to give a purple-brown colored solution which contained p-chloro-t-butylbenzene in moderate amounts and five other unidentified products. Four of these had retention times shorter than that of the starting material. The sixth and largest peak may have been p-iodoneophyl chloride. Willgerodt (89) reported that iodobenzene and chlorine produced phenyl dichloriodide, $C_6H_5ICl_2$, which decomposed at temperatures above 120° . If a corresponding product were formed in the work reported here, it would be unlikely to survive the 300° temperature of the gas chromatograph's detectors and so would not be observed. Miller and Walling (46) reported work that showed little exchange of chlorine for iodine at room temperature. A thermal exchange, however, did occur at higher temperatures. Chlorine atom did definitely

replace the iodine on the phenyl ring in the study reported here, although the reaction was only secondary in nature.

The Ethers

The p-methoxy-t-butylbenzene provided four products and was therefore omitted from the kinetic studies. As has been substantiated in the introduction, primary methyl hydrogens of the type present in t-butylbenzene are comparatively difficult to abstract. The hydrogens of the methoxy substituent should be about as labile as the t-butyl hydrogens because the resulting radical would be resonance stabilized by the adjacent oxygen. If this abstraction were taking place at a rate comparable to the desired abstraction, this might explain the surplus of products. Abstractions of this nature might also be expected to occur in the m-methoxy and p-carboethoxy systems because of structural similarities. Because of the difficulty in identifying the resulting products and making the necessary corrections for their appearance, these compounds were excluded from both the product and kinetic studies.

Para-phenoxy-t-butylbenzene gave an alkyl to aryl chlorination product ratio some 20% lower than the average value for the other compounds based on the assumption that only the last peak eluted from the column arose from hydrogen abstraction. A possible explanation for this could lie in a rearrangement of the p-phenoxyneophyl

radical. The 1,2 aryl shift for the neophyl system is a well-documented one (see the Introduction). Rüchardt's $\rho = +1$ (53) for the phenyl migration of neophyl radicals would indicate that polar contributing structures such as II and III in Figure 3 are important to the stability of the transition state. The phenoxy substituent could allow for greater dispersal of the positive charge through additional resonance structures than the other substituents utilized. If a rearrangement did occur, it would account for the low alkyl to aryl product ratio. A more straightforward explanation for that low ratio might be based on the greater number of sites for nuclear reaction. This laboratory is planning further work on this question.

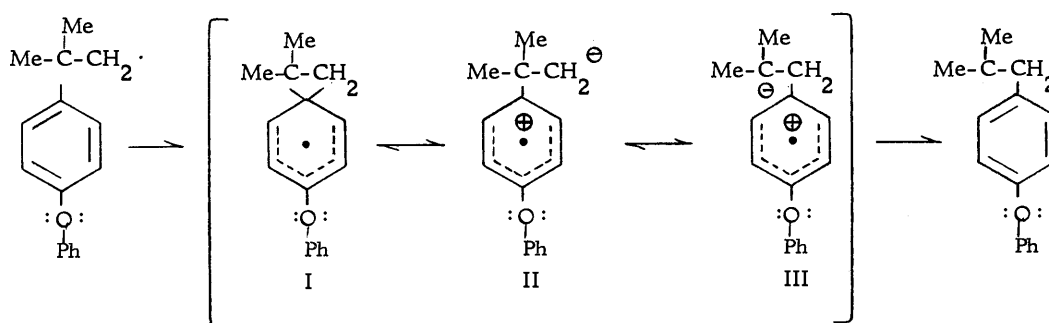


Figure 3. Transition state of 1,2 phenyl migration in *p*-phenoxy-*t*-butylbenzene.

Kinetic Studies

Table 4 summarizes the relative rates of disappearance

$(k_X/k_H)_{dis}$ and the relative rates of alkyl hydrogen abstraction (k_X^{abs}/k_H^{abs}) for all compounds used in the kinetic studies. The σ values for the substituents are included. Inspection of Table 4 shows that inductively electron-withdrawing groups retard the reaction and electron-donating groups enhance it. Based on normal σ values three abstraction rates do not fall where they might be expected to. m-Nitro-t-butylbenzene and p-phenoxy-t-butylbenzene reacted too slowly, and m-phenoxy-t-butylbenzene reacted far too rapidly. Each of these will be considered in turn.

Meta-phenoxy-t-butylbenzene reacted about 2-1/4 times as fast as did t-butylbenzene. Because of the highly electro-negative oxygen atom, the m-phenoxy group is inductively electron-withdrawing and its presence ought to slow the alkyl hydrogen abstraction. The oxygen atom is also electron-releasing by resonance, and in reactions affected by resonance this characteristic becomes more important than the inductive one. White, Slater, and Fife (90) found that a better Hammett correlation resulted when σ_p^+ (10) rather than σ_m^+ (10) was used for meta substituents with non-bonding electrons in the Claisen rearrangement. Taft, Fox, and Lewis (75) have discussed radical stability in terms of the same kind of effect. In these examples the reaction site is directly bound to the ring, which is not the case in the t-butylbenzene system. It might be far-fetched to argue that the electron-donating resonance effect of the phenoxy

Table 4. Relative rates of hydrogen abstraction of substituted t-butylbenzenes. σ values for the substituents.

Substituent (X)	σ^a	$(k_X/k_H)_{dis}$	k_X^{abs}/k_H^{abs}
<u>m</u> -Nitro	0.710	0.212	0.189
<u>p</u> -Nitro	0.778	0.482	0.446
<u>p</u> -Cyano	0.660	0.501	0.474
<u>p</u> -Carbo-phenoxy	0.45 ^b	0.696	0.665
<u>p</u> -Chloro	0.227	0.711	0.804
Hydrogen	0	(1.00)	(1.00)
<u>p-t</u> -Butyl	-0.197	1.07	1.14
<u>p</u> -Phenoxy	-0.320	1.22	0.874
<u>m</u> -Phenoxy	0.252	2.50	2.26

a) from reference 41

b) value for p-carboethoxy recorded here as the value for p-carbo-phenoxy is not available.

group causes enough negative charge to develop on positions ortho and para to itself to give the phenyl ring an overall electron-donating inductive effect. But if so, the field effect which would be felt by the methyl protons would be a rate enhancing one. This is schematically represented in Figure 4. The decreased reactivity of the m-nitro derivative could not be explained by the same formalism, however, as there is no evidence in the literature for a similar added induced electron-withdrawing effect. Indeed, m-nitro has been typified by an almost invariant substituent parameter for radical reactions (75).

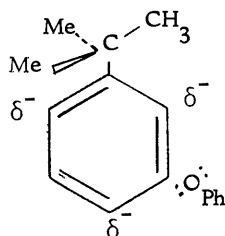


Figure 4. Inductive effect of the m-phenoxy substituent.

Dallinga and Ter Maten have examined the acid-catalyzed alkyl hydrogen-deuterium exchange of t-butylbenzenes (12). As part of a complex mechanism they suggested that the incoming deuterium complexes preferentially at a site meta to the t-butyl group or at the carbon bearing the t-butyl group. In the event that a similar mechanism may be possible for the radical system, the rate-enhancing effect of a m-phenoxy substituent is obvious if the chlorine atom complexes at the t-butyl bearing carbon atom or the carbon mutually meta to both groups and the aforementioned special resonance (75, 90) interactions are invoked. The m-nitro derivative would react very much slower than this; however, there is no obvious rationale why it should exhibit as slow a rate as it does. Besides the tenuous assumptions of the Dallinga-Ter Maten hypothesis, other specific objections may be made. If the intermediate has a structure which, for all practical purposes, is a benzenonium type radical, the rate of aromatic chlorination should be concomitant with that for side-chain chlorination. A common intermediate may be invoked for both

reactions. Dallinga and Ter Maten observed a strict parallelism between their rates of deuterium-hydrogen exchange and transalkylation. This is not found in the radical reaction. Meta-nitro-t-butylbenzene showed a high percentage of ring chlorination. Meta-phenoxy-t-butylbenzene showed a relatively low degree of ring reaction when it is remembered that the latter compound has more than twice the number of sites for nuclear reaction that the former has.

Some mechanistic explanation must be offered in which the substituent effect on a neophyl radical does not also influence the rate of ring substitution in a similar manner. An attractive one might be a direct interaction between the substituent and the primary radical via some field effect. Some insight into this matter may be gained by examining the nmr spectra of the substituted-t-butylbenzenes. Table 5 presents the chemical shifts of the methyl hydrogens of the compounds utilized in this study. Although the data are by no means extensive, certain inferences may be drawn. The protons in m-phenoxy-t-butylbenzene absorb 0.03 units upfield compared with its para isomer. The difference in chemical shift appears to be due to the phenyl portion of the ether as a corresponding difference is absent for the meta and para methyl ethers. It is possible, therefore, that the m-phenoxy-neophyl radical may be stabilized by direct interaction with the phenyl group in the substituent. Models show that this could be particularly favorable. Assuming sp^2 hybridization

Table 5. Effect of nuclear substituents on nmr proton frequencies of methyl hydrogens in t-butylbenzene.

Substituent	<u>meta</u> , δ	<u>para</u> , δ
-OCH ₃	1.26	1.26
-I	--	1.27
-Br	1.27	1.27
-Cl	--	1.28
-H	1.28	1.28
-C(CH ₃) ₃	--	1.30
-CO ₂ C ₂ H ₅	--	1.30
-OC ₆ H ₅	1.28	1.31
-CN	--	1.32
-NO ₂	1.39	1.36
-CO ₂ C ₆ H ₅	--	1.36

at the radical site, the p orbital is very nearly perpendicular to the plane of the phenyl group of the substituent in the most favorable conformation. The approximate distance from the radical carbon to the phenyl group is 2.9 Å. In such a favorable conformation, therefore, it would be quite plausible that the radical may be stabilized by formation of an intramolecular π -complex via overlap of the p orbital at the radical site with the aromatic system (43, 44). The m-nitro group has a similar but opposite effect. In m-nitro-t-butylbenzene

the methyl proton absorption has been shifted downfield relative to the para isomer. This possible deshielding effect might destabilize the primary radical formed from this system. Similar substituent effects have been noted for substituted toluenes (34), and as might be expected, the greatest shifts are noted for ortho substituted compounds. Because of the anomolous behavior of these meta substituted t-butlybenzenes it was decided to attempt an initial correlation for just the para substituted compounds.

A plot of the relative rates of disappearance of the seven para substituted t-butylbenzenes against the Hammett σ function shows excellent linearity. The ρ value is -0.37 ± 0.02 with a correlation coefficient of -0.985 . The graph is shown in Figure 5. When the corresponding relative rates of alkyl hydrogen abstraction are plotted, however, a poorer linearity is obtained. The ρ value in this case is -0.34 ± 0.05 with a correlation coefficient of only -0.918 . This result is somewhat misleading. When p-phenoxy-t-butylbenzene is omitted from the correlation the ρ value becomes -0.44 ± 0.01 and the correlation coefficient becomes -0.992 . The latter graph is presented as Figure 6. The meta compounds are not correlated in any of these three relationships. This value for ρ is only sixty percent of the "predicted" value. Considering the very approximate nature of the prediction, however, the two values are in reasonable accord. The rather low ρ value probably indicates that the abstracting agent was

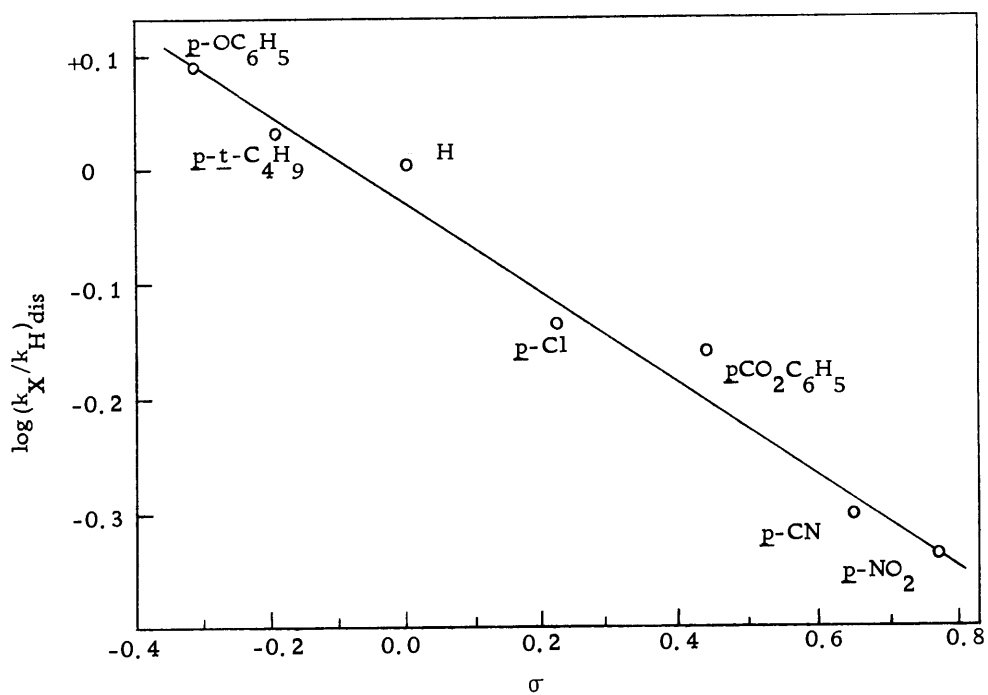


Figure 5. Relative rates of disappearance.

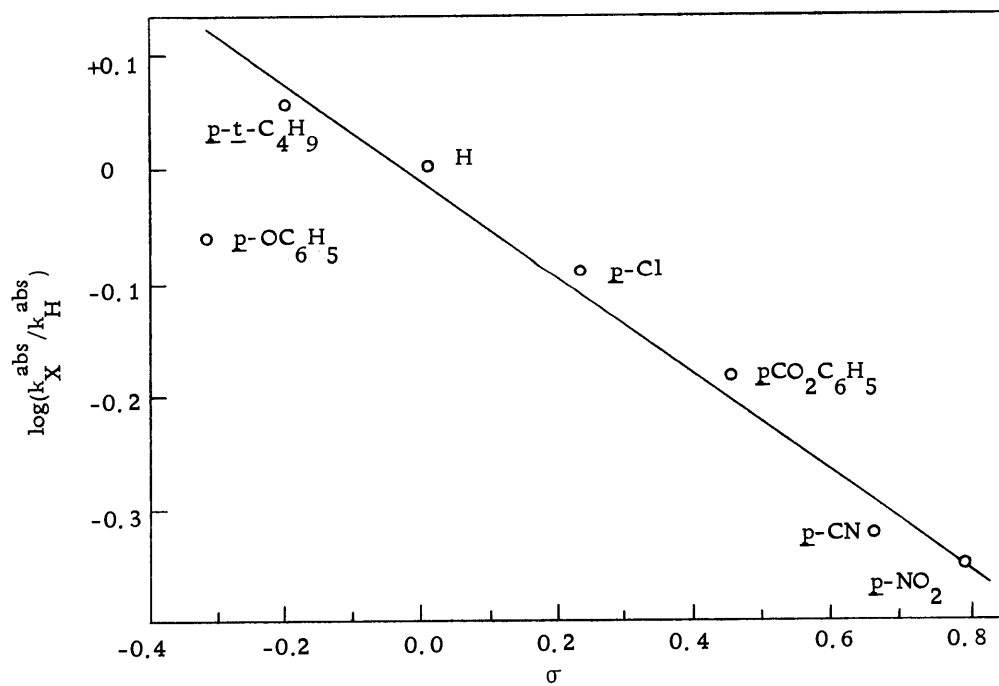


Figure 6. Relative rates of alkyl hydrogen abstraction.

was the chlorine atom and not the more selective $\text{SO}_2\text{Cl}^\cdot$ radical as has been suggested (see the Introduction). By comparison with the value for hydrogen abstraction from toluene by chlorine atoms ($\rho = -0.66$, ref. 66), our value confirms the expectation that the polar substituent effect is reduced by the presence of the insulating carbon atom between the reaction site and the ring. The actual reduction is probably greater than the apparent difference in the ρ values. The polar substituent effect is compressed in the toluene system because of the stability of the benzyl radical relative to the neophyl radical. The obtained result seems also to add evidence to the supposition that radicals generated β to an aromatic system are unlikely to form intramolecular complexes with the pi system of the ring because of an unfavorable geometry. Such complexes, which can be invoked to explain relatively large substituent effects in reactions which form radicals γ and δ to aromatic systems (43, 44), would also show a larger ρ value in this system.

The large deviation produced by the inclusion of p-phenoxy-t-butylbenzene in the abstraction correlation raises questions on the validity of using the basic set of σ functions. The large negative σ value for the p-phenoxy is due principally to a large resonance contribution which should not be operative in the formation of neophyl radicals. Of all the para substituents used in this study only the phenoxy group has strongly opposed inductive and mesomeric effects.

Taft has developed a σ° function which is a measure of the inductive portion of the electronic effect (41). Unfortunately no σ° value has been determined for the p-phenoxy group. The anomolous results of the product study have the effect of lowering the relative rate of abstraction.

Work has been in progress within this research group on correlation of relative reactivities in radical reactions (48) with the Kirkwood-Westheimer charge-dipole field effect model (37, 38). Dr. G. J. Gleicher has calculated the relative reactivities for the para substituted t-butylbenzenes. For radical reactions the rates were calculated by presuming a unit of positive charge to be formed in the transition state and determining the interactions with the dipole of the substituent utilizing the following form of the Kirkwood-Westheimer equation:

$$\log \left[\frac{k_X^{\text{abs}}}{k_H^{\text{abs}}} \right] = \frac{Ae}{2.3 kT} \left\{ \left[\frac{\mu \cos \Theta}{R^2 D_E} \right]_X - \left[\frac{\mu \cos \Theta}{R^2 D_E} \right]_H \right\} \quad (\text{Eq. 12})$$

where A represents the actual fraction of positive charge to be formed, μ is the group dipole of the substituent, Θ the angle between the direction of the group dipole and the extension of the carbon-substituent bond and R the distance between the center of the dipole and the center of the carbon-hydrogen bond being broken. The effective dielectric constant D_E is given by the relationship:

$$\frac{1}{D_E R^2} = \left\{ \frac{x}{Dbr} - \frac{2(x-\cos\alpha)}{(1-2x\cos\alpha+x^2)^{3/2}} - \frac{1}{x} \left[\frac{1 + \frac{(x-\cos\alpha)}{(1-2x\cos\alpha+x^2)^{1/2}}}{(1-2x\cos\alpha+x^2)^{1/2} + (x-\cos\alpha)} \right] + \frac{1}{x^2} \ln \left[\frac{(1-2x\cos\alpha+x^2)^{1/2} + x-\cos\alpha}{1-\cos\alpha} \right] \right\} + \frac{x}{bD_i r} \left[\frac{(x-\cos\alpha)}{(1-2x\cos\alpha+x^2)^{3/2}} \right] + \frac{(d\cos\alpha - r)}{D_i R^3} \quad (\text{Eq. 13})$$

In Eq. 13, R maintains the above definition, r is the distance from the center of the benzene ring to the midpoint of the projection of the dipole on the carbon-substituent bond extension, d is the invariant distance from the center of the molecule to the midpoint of the carbon-hydrogen bond to be broken, which, for purposes of simplification, was treated as its projection along the methyl carbon-quaternary carbon bond. The value of d is 3.846 Å. b is equal to $r + 1.5$ Å; this is the Tanford modification (76) which defines the actual size of the cavity in which the molecule exists, and α is the angle between r and d which has a constant value of 155° for this system. A diagram is shown in Figure 7. x is given by the expression

$$x = \left[\frac{rd}{b^2} \right]^{\frac{1}{2}} \quad (\text{Eq. 14})$$

and may be considered as a measure of the depth of penetration of the dipole and the removable hydrogen below the interphase of the cavity. D and D_i are respectively the dielectric constants of the solvent and the cavity. The latter was given a value of 2.2

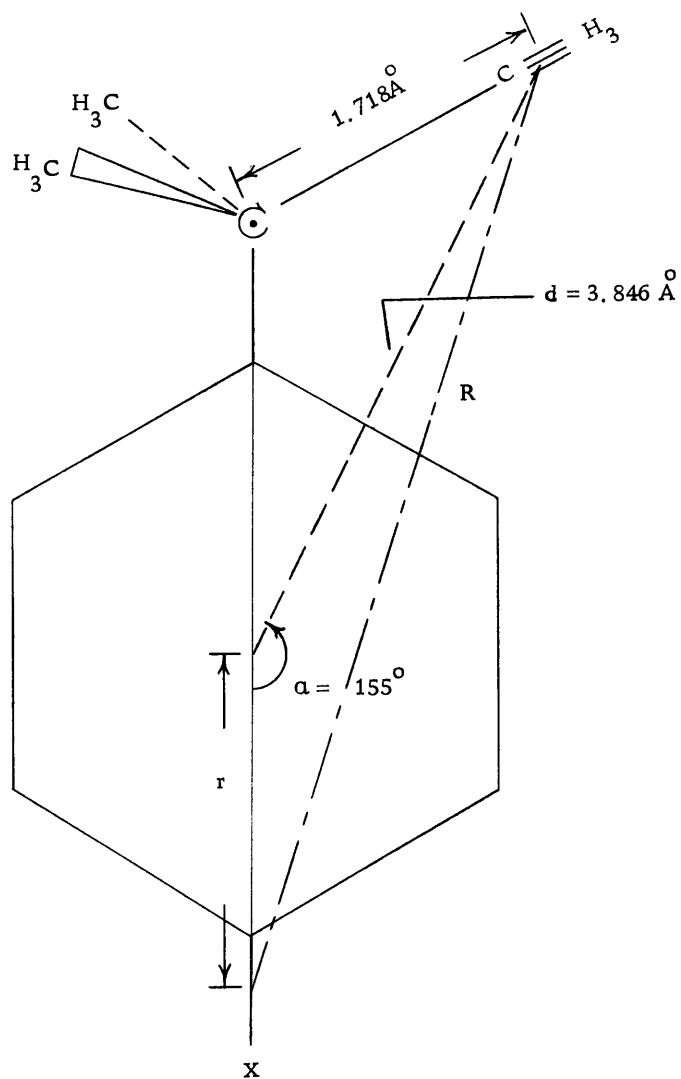


Figure 7. Geometry of *para*-substituted *t*-butylbenzenes.

approximately equal to that of benzene. The value of D is 10, that of sulfuryl chloride. Table 6 presents values of terms needed to evaluate D_E for the para substituted t-butylbenzenes. Table 7 presents the values of $1/R^2 D_E$ and the calculated and experimental relative rates. A least-squares plot of the calculated relative rate constant against their experimental counterparts yields an excellent correlation

Table 6. Values of r, R, b, and x for para substituted t-butylbenzenes in Å.

Substituent	r	R	b	x
<u>t</u> -Butyl	3.49	7.17	4.99	0.731
Hydrogen	1.94	5.67	3.44	0.790
Phenoxy	2.03	5.76	3.53	0.788
Chloro	2.25	5.97	3.75	0.781
Carbophenoxy	3.33	7.01	4.83	0.737
Cyano	3.40	7.09	4.90	0.735
Nitro	3.18	6.86	4.68	0.748

The slope is equal to 0.049 ± 0.009 and the correlation coefficient is 0.997. The graph is shown in Figure 8. The correlation is very good and is at least suggestive that the electronic properties of the substituents may be transmitted to the reaction site by a field effect. The slope of this correlation is a measure of the percent of carbonium ion character developed at the reaction site in the transition state.

Table 7. Calculated relative rates of hydrogen abstraction from para substituted t-butylbenzenes at 70° using the Kirkwood-Westheimer model.

Substituent	$\mu \cos \Theta^a$ in Debye	$\frac{1}{R^2 D_E} \cdot 10^3, \text{ in } \text{\AA}^{-2}$		$\log k_X^{\text{abs}} / k_H^{\text{abs}}$	
				calc.	exper.
<u>t</u> -Butyl	-0.50	4.01	0.8845	0.0569	
Hydrogen	0.00	1.32	0.0	0.0	
Phenoxy	1.16	1.76	-0.9006	-0.0585	
Chloro	1.58	2.63	-1.8333	-0.0947	
Carbophenoxy	1.83	4.01	-3.2374	-0.1772	
Cyano	3.90	3.97	-6.8300	-0.3242	
Nitro	3.98	3.98	-6.9880	-0.3527	

a) Dipole moments obtained from ref. 73.

The value is $4.9 \pm 0.2\%$, much smaller than for other systems studied in these laboratories (48). Those systems, however, were tertiary in nature and should be more capable of accomodating a portion of a positive charge than the primary radical treated here.

As a final test of the correlation of the field effect model, it was decided to re-examine m-nitro-t-butylbenzene. Unfortunately, the structural considerations for this molecule are far more complex than for any of the para series. An essentially free rotation about the bond connecting the quaternary carbon atom in the t-butyl group with the aromatic ring can allow for an infinite number of conformers. In each of these the geometrical relationship between

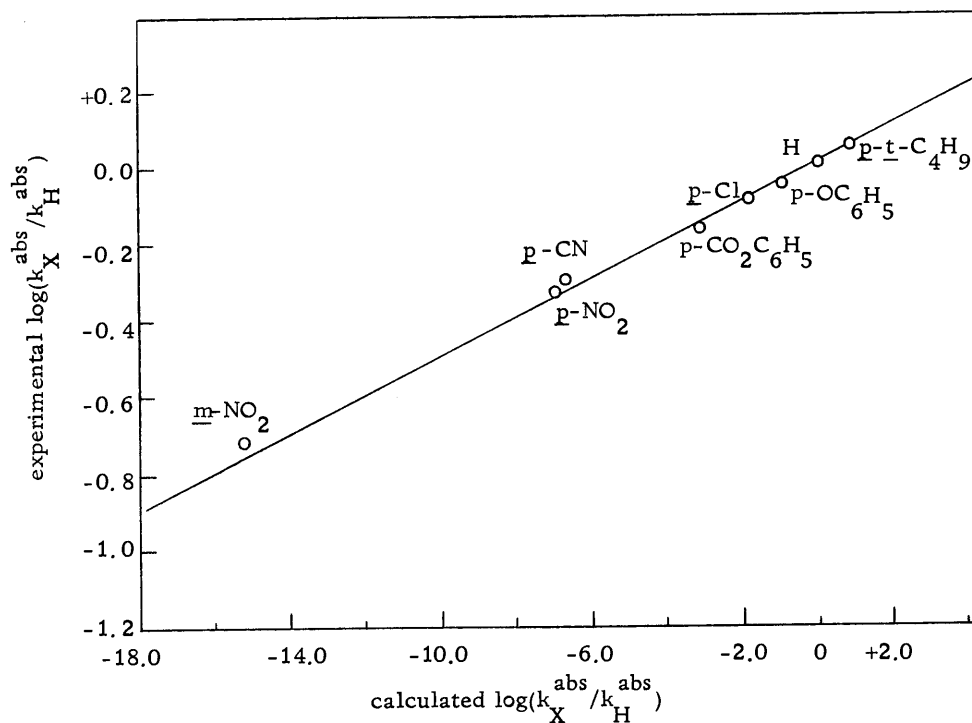


Figure 8. Experimental vs. calculated relative rate constants of hydrogen abstraction.

the forming radical and the substituent will be different. To allow for ease of calculation, therefore, a simplified model was constructed in which the reaction site was treated as its projection along the aforementioned carbon-carbon bond. As should be expected, ρ and α , parameters which had constant value for all para compounds, will differ for the meta series. The results of this calculation are graphically illustrated in Figure 8. It can be seen that the m-nitro compound comes very close to falling on the line generated from the data for para substituents. Using the parameters of the correlation, m-nitro-t-butylbenzene is calculated to have a

relative rate of reaction of 0.174. The value obtained experimentally was 0.189 ± 0.021 .

In summation it may be pointed out that the field effect model seems to provide a useful rationale for the results of the experiments. Of the nine compounds ultimately utilized, only one m-phenoxy-t-butylbenzene, does not fall within the scope of this correlation, and this compound may well possess the ability to form extremely stable internal complexes.

EXPERIMENTAL

Melting points were taken in unsealed capillary tubes with a Büchi melting point apparatus. Melting and boiling points are uncorrected. Nuclear magnetic resonance (nmr) spectra were taken on a Varian A-60 instrument using tetramethylsilane as a reference and spectroquality carbon tetrachloride (Matheson Coleman & Bell) as solvent. Infrared spectra were taken on a Beckman IR-8 spectrophotometer as films between sodium chloride discs. The elemental microanalyses reported here were performed using the facilities of the Department of Chemistry, Oregon State University. Gas-liquid chromatography (GLC) analyses were carried out with a Varian Aerograph 202B gas chromatograph equipped with a linear temperature programmer and a Sargent recorder with disc integration. A 10' x 1/4" column of 5% S. E. 30 on Chromosorb G and a 10' x 1/4" column of 3% FFAP on Chromosorb G were used in this investigation. Thermal conductivity detectors and helium carrier gas were employed in the gas chromatograph.

Purification of Chlorobenzene. Commercial chlorobenzene (Matheson Coleman & Bell) was washed with dilute sulfuric acid followed by water and dried over anhydrous magnesium sulfate. During redistillation the fraction boiling at 131-132^o was collected.

Purification of Sulfuryl Chloride. Reagent sulfuryl chloride (Matheson Coleman & Bell) was redistilled; the colorless fraction boiling at 69° was collected and stored in a foil-wrapped brown bottle.

Purification of Benzoyl Peroxide. Granular benzoyl peroxide (Eastman) was used without further purification.

Purification of *t*-Butylbenzene. Commercial *t*-butylbenzene (Aldrich) was redistilled, b. p. $165-166^{\circ}$. Inspection by GLC showed less than 1% impurity.

Purification of β -Chloro-*t*-butylbenzene. β -Chloro-*t*-butylbenzene (neophyl chloride) (Aldrich) was purified by redistillation at 11 mm. pressure, b. p. 97.5° ; lit. $119-120^{\circ}$ at 30 mm. (35). GLC detected no impurities.

Purification of *m*-Bromo-*t*-butylbenzene. M. M. Martin kindly supplied *m*-bromo-*t*-butylbenzene; it was fractionated twice, b. p. $97-98^{\circ}$ at 10 mm., lit. $231-232^{\circ}$ at 710 mm. (68). GLC showed a 2% impurity.

Purification of *m*-Nitro-*t*-butylbenzene. *m*-Nitro-*t*-butylbenzene was also supplied by M. M. Martin. It was redistilled twice at 12 mm., b. p. $130-132^{\circ}$, lit. $97-99^{\circ}$ at 2.5 mm. (11). GLC revealed 3.4% impurities.

Purification of p-Di-t-butylbenzene. Solid p-di-t-butylbenzene was purchased from Eastman and used without further purification when GLC revealed less than 1% impurity.

Purification of p-Bromo-t-butylbenzene. Commercial p-bromo-butylbenzene (Columbia) was purified by distillation, b. p. 126° at 31 mm., lit. 104-106° at 14 mm. (77). GLC uncovered a 0.5% impurity with the same retention time as t-butylbenzene.

Preparation of p-Nitro-t-butylbenzene. p-Nitro-t-butylbenzene with an H₂SO₄-HNO₃ mixture via the method of Nelson and Brown (47). The product was distilled three times through a 25 cm. column packed with glass helices, b. p. 92-94° at 1 mm., lit. 135° at 10 mm. (47). GLC showed a 2% impurity with the same retention time as m-nitro-t-butylbenzene.

Preparation of Ethyl p-t-Butylbenzoate. The ethyl ester of p-t-butylbenzoic acid was prepared from the acid (Matheson Coleman & Bell, practical) and ethanol in the presence of concentrated H₂SO₄ in an adaptation of the method described by Vogel (82). The fraction of the product which boiled at 137-139° at 11 mm. pressure, lit. 110-112° at 3 mm. (69) was collected. GLC revealed no detectable impurities.

Preparation of Phenyl *p-t*-Butylbenzoate. The acyl chloride of *p-t*-butylbenzoic acid (Matheson Coleman & Bell, practical) was synthesized by refluxing the acid and thionyl chloride in benzene in a modification of Vogel's scheme (82). The distilled acid chloride, b. p. 92° at 1 mm., lit. 135° at 10 mm. (74), was shaken with phenol in 10% aqueous potassium hydroxide in another modification of Vogel's method (82). The product was distilled from the reaction mixture at $165-168^{\circ}$ at 2 mm. pressure and solidified on standing. The ester was recrystallized from 95% ethanol; the fluffy white crystals melted at $60-61^{\circ}$. The infrared spectrum absorbed strongly at 1728, 1266, 1190 (doublet) and 1070 cm^{-1} . The nmr showed a methyl singlet at 1.36 δ and a complex pattern of phenyl protons from 7.0 to 8.15 δ ; the areas integrated 1:1. GLC noted no detectable impurities.

Analysis. Calculated for $\text{C}_{17}\text{H}_{18}\text{O}_2$: C, 80.2; H, 7.08. Found: C, 79.6; H, 7.08.

Preparation of *p*-Methoxy-*t*-butylbenzene. The procedure described by Vogel (82) was modified to prepare the methyl ether of *p-t*-butylphenol (Aldrich) from the phenol and dimethyl sulfate (Matheson Coleman & Bell). The ether was distilled twice, b. p. $99-100^{\circ}$ at 15.5 mm., lit. $221.4-222.4^{\circ}$ at 730.5 mm. (68). GLC disclosed less than 1% impurity.

Preparation of *m*-Methoxy-*t*-butylbenzene. *m*-Methoxy-*t*-butylbenzene was made in the same way as the *para* isomer above except *m-t*-butylphenol (Aldrich) was substituted for *p-t*-butylphenol. The ether boiled at 99-100° at 17.5 mm., lit. 65° at 2.5 mm. (11). GLC detected no impurities.

Preparation of *p*-Phenoxy-*t*-butylbenzene. The procedure of Sartoretto and Sowa (67) was adapted to the synthesis of *p*-phenoxy-*t*-butylbenzene. *p-t*-Butylphenol was converted to its potassium salt and refluxed for 26 hours with phenyl bromide in the presence of precipitated copper catalyst (from Vogel, 82). The ether was distilled at 0.60 mm. pressure, b.p. 115-116°, lit. 172° at 14 mm. (49). The liquid solidified on standing, was recrystallized from 95% ethanol and melted at 53-54°, lit. 54° (49).

Analysis. Calculated for C₁₆H₁₈O: C, 84.90; H, 8.02.

Found: C, 84.66; H, 7.93.

Preparation of *m*-Phenoxy-*t*-butylbenzene. *m*-Phenoxy-*t*-butylbenzene was prepared from *m-t*-butylphenol (Aldrich) as its potassium salt and phenyl bromide in the presence of precipitated copper catalyst in a variation of Sartoretto and Sowa's technique (67). Refluxing the reactants for 2-1/2 days produced a 49% yield of the ether, b.p. 145° at 6 mm. pressure; $n_D^{28} = 1.5502$. The infrared spectrum showed

strong absorptions at 1225, 928, 752, 697, and 690 cm^{-1} . The nmr showed a methyl singlet at 1.24 δ (area 165) and a complex pattern of phenyl protons from 6.5 to 7.5 δ (area 193). GLC showed a 2% impurity with the same retention time as p-phenoxy-t-butylbenzene.

Analysis. Calculated for $\text{C}_{16}\text{H}_{18}\text{O}$: C, 84.90; H, 8.02. Found: C, 84.80; H, 7.96.

Preparation of p-Cyano-t-butylbenzene. p-Cyano-t-butylbenzene was synthesized by converting p-t-butylbenzoic acid (Matheson Coleman & Bell, practical) to the acid chloride with thionyl chloride; the acid chloride was in turn changed to the amide by treatment with concentrated ammonium hydroxide; the amide was dehydrated to the nitrile by the action of thionyl chloride. All steps were variations of procedures given by Vogel (82). The nitrile was distilled at 21 mm., the fraction boiling at 132-133 $^{\circ}$, lit. 243-245 $^{\circ}$ (40), was collected. GLC showed only a 0.4% impurity.

Preparation of p-Chloro-t-butylbenzene. Chlorobenzene was alkylated with t-butyl chloride (Aldrich) in the presence of anhydrous reagent ferric chloride (Matheson Coleman & Bell) according to the scheme of Lerer and Fabre (42). The fraction of product which boiled at 209 $^{\circ}$ was used. Lit. b. p. is 112 $^{\circ}$ at 30 mm. (42). The infrared spectrum was identical to the one published by Lerer and Fabre. GLC

detected no impurities.

Preparation of p-Iodo-t-butylbenzene. t-Butylbenzene was refluxed in the presence of iodine and concentrated nitric acid in an adaptation of the method outlined by Vogel (82) to produce p-iodo-t-butylbenzene, b. p. 120-130° at 12 mm. lit. 253-254° at 766 mm. (6). GLC detected 2.4% impurities.

Preparation of 2-Methyl-2-(p-nitrophenyl)chloropropane. Nitration of β -chloro-t-butylbenzene (Aldrich) in the manner of Nelson and Brown (47) produced 2-methyl-2-(p-nitrophenyl)-chloropropane (p-nitrophenyl chloride). Three recrystallizations from 95% ethanol produced white platelets, m. p. 53-54°, lit. 60-62° (7). GLC revealed no detectable impurities.

Analysis. Calculated for $C_{10}H_{12}ClNO_2$: C, 56.2; H, 5.66; N, 6.56. Found: C, 56.3; H, 5.97; N, 6.52.

Preparation of 2-Methyl-2-(p-chlorophenyl)chloropropane. p-Chloro-t-butylbenzene was chlorinated with sulfur chloride in the presence of benzoyl peroxide in an adaptation of the reaction of Kharasch and Brown (35). The boiling point of the product was 74° and 0.35 mm. of pressure, $n_D^{28} = 1.5358$., Lit. b. p. is 123.5° at 10 mm., $n_D^{20} = 1.5389$ (54). GLC showed less than 2% impurity.

Analysis. Calculated for $C_{10}H_{12}Cl_2$: C, 59.11; H, 5.96.

Found: C, 58.7; H, 6.05.

Products of the Reaction of Bromotrichloromethane and *t*-Butylbenzene. An attempt was made to abstract the hydrogen atom of *t*-butylbenzene with the trichloromethyl radical from bromotrichloromethane. Because the trichloromethyl radical has nearly the same reactivity as the bromine atom (20, 29, 31, 43, 44) which will not react with *t*-butylbenzene in the liquid phase (7), the reaction was not expected to go. *t*-Butylbenzene, chlorobenzene, and bromotrichloromethane (Matheson Coleman & Bell, reagent) in 1:1:20 ratio were reacted photolitically in sealed, nitrogen-filled ampoules for 9 hours at 70°. No disappearance of *t*-butylbenzene occurred, although the amount of bromotrichloromethane decreased.

Procedure for Product Studies of the Reaction of Substituted *t*-Butylbenzenes and Sulfuryl Chloride. A solution of the *t*-butylbenzene, sulfuryl chloride, and chlorobenzene (as the internal standard) was prepared in the approximate molar ratio of 4:2:1, respectively. In the cases of *p*-di-*t*-butylbenzene, phenyl *p*-*t*-butylbenzoate, and *p*-phenoxy-*t*-butylbenzene the amount of chlorobenzene had to be increased by a factor of about four in order to effect solution. Approximately 0.5 ml. of this solution together with 4-5 mg. (0.20 mmole) of benzoyl chloride was introduced into several constricted Pyrex culture tubes. A portion of the

solution was placed in a tube without peroxide to be used for analysis of starting material. The tubes were then evacuated at aspirator pressure and dry ice-acetone temperature and flushed with dried nitrogen. This process was repeated five times and on the sixth evacuation, the tubes were sealed. The ampoule without the peroxide was stored in the dry ice-acetone bath, the others being suspended in a controlled temperature mineral oil bath at $70.0 \pm 0.5^{\circ}$. Reaction time varied from 1-1/2 to 15 hours, after which time the reaction was quenched. The ampoules were then opened and analyzed via gas-liquid chromatography. The reactions were from 7 to 33% complete, computed in terms of disappearance of the t-butylbenzene substrate. The small amounts of reaction and small amounts of sulfuryl chloride kept secondary reactions to a minimum. The ratio of the peak area of the alkyl chlorination product to the area(s) of the nuclear chlorination product(s) was assumed to be equal to the ratio of the number of mmoles of those products. This assumption was checked for the products of the unsubstituted t-butylbenzene reaction and found to be very nearly true. The percentage of alkyl chlorination was then calculated from these ratios.

Products of the Reaction of Chlorobenzene and Sulfuryl Chloride.

Two attempts were made to react chlorobenzene and sulfuryl chloride (6:2) with peroxide catalyst. Ten ampoules were filled and sealed in

the usual way but without any t-butylbenzene present. Five ampoules were heated at 70° for 1/4 hour and five for 2 hours. No peaks other than the sulfuryl chloride and chlorobenzene peaks appeared on the gas-liquid chromatographic analysis chart.

Products of the Reaction of t-Butylbenzene and Sulfuryl Chloride.

Chlorination of t-butylbenzene was first attempted at 40°. GLC showed two product peaks, the first of which was the larger and had a retention time identical to that of p-chloro-t-butylbenzene¹. The smaller second peak corresponded to neophyl chloride. The fact that the nuclear chlorination reaction predominated at this temperature led us to try the reaction at 70°. At 70° the side-chain chlorination was definitely in excess of the nuclear substitution reaction. The reasons for this phenomenon are presented in the Discussion section. Secondary reactions of monochlorinated species were found to occur readily in excess sulfuryl chloride. To reduce these reactions the amount of sulfuryl chloride was adjusted to the values recorded above. At 70° the major product of the reaction between t-butylbenzene and sulfuryl chloride was neophyl chloride. The ratio of this product to nuclear chlorination products was 7.53 ± 0.84 .

¹ The S. E. 30 column did not separate the m- and p-isomers. The FFAP split this peak into a doublet, the p-isomer eluting slightly later than the m-isomer.

Products of the Reaction of p-Nitro-t-butylbenzene and Sulfuryl Chloride. Kharasch and Brown (35) reported that o- and p-nitro-toluenes did not react with sulfuryl chloride because of the chain breaking properties of the nitro group. This researcher did not find this to be true of p- (or m-) nitro-t-butylbenzene. GLC resolved two product peaks, the second one being the larger. This peak had an elution time identical to that of an authentic sample of 2-methyl-2-(p-nitrophenyl)chloropropane. The small peak then was assumed to be the nuclear chlorinated product(s). The reaction was found to be extremely slow, being only 9% complete after 15 hours. The alkyl to aryl ratio of chlorination products was 4.51 ± 0.36 .

Products of the Reaction of m-Nitro-t-butylbenzene and Sulfuryl Chloride. The gas-liquid chromatograph of the reaction mixture of m-nitro-t-butylbenzene disclosed four product peaks. The largest one had the longest retention period and was assumed to be the side-chain chlorination product. The three smaller peaks must have been the nuclear chlorination products. The ratio of the former to the latter was 3.69 ± 0.13 .

Products of the Reaction of p-Cyano-t-butylbenzene and Sulfuryl Chloride. Chlorination of p-cyano-t-butylbenzene produced two product peaks. The more tenacious of the two was also the larger and so was surmised to be 2-methyl-2-(p-cyanophenyl)chloropropane.

The ratio of the large to small peak was 5.11 ± 0.165 .

Products of the Reaction of p-Di-t-butylbenzene and Sulfuryl Chloride. The chlorination of p-di-t-butylbenzene produced one very large and one very small product peak. The larger one possessed the longer elution period and was presumably the alkyl chlorination product. The ratio of alkyl to aryl products was large, 17.3 ± 1.05 . This is not surprising for two reasons. First, there are twice as many equivalent alkyl protons available for abstraction than with any other material, and secondly, the bulky t-butyl groups would make nuclear substitution difficult.

Products in the Reaction of p-Chloro-t-butylbenzene and Sulfuryl Chloride. p-Chloro-t-butylbenzene was unusual in that it produced essentially 100% side chain chlorination. The single product peak's retention time was identical to that of an authentic sample p-chloro-neophyl chloride. Two extremely minor peaks with shorter retention times appeared but were negligible.

Products of the Reaction of p-Bromo-t-butylbenzene and Sulfuryl Chloride. The reaction mixture of p-bromo-t-butylbenzene became a deep red and was decolorized by cyclohexene, indicating the presence of molecular bromine. GLC displayed a very large peak whose retention time was the same as that of p-chloro-t-butylbenzene.

Two smaller peaks appeared with retention times longer than that of p-bromo-t-butylbenzene. The second was about twice as large as the first; together they did not comprise 10% of the area of the p-chloro-t-butylbenzene. p-Chloroneophyl chloride had an elution period different from either of them; they were probably nuclear and side-chain chlorination products of the original substrate. The fact that they were so minor led us to omit this compound from the kinetic studies.

Products of the Reaction of m-Bromo-t-butylbenzene and Sulfuryl Chloride. After reaction with sulfuryl chloride, the m-bromo-t-butylbenzene reaction mixture became a deep gold color which was not decolorized by cyclohexene. GLC revealed three product peaks. The largest of these was apparently m-chloro-t-butylbenzene as it had a retention time very slightly less than that of p-chloro-t-butylbenzene; it was relatively smaller than its para isomer in the p-bromo-t-butylbenzene reaction, comprising about 50% of the sum of the areas of all three peaks. The second and third peaks had elution times longer than that of p-chloroneophyl chloride. The second of the pair was about twice the size of the first, so they were probably alkyl and aryl chlorination products of the original substrate. Again no kinetic runs were made because of the predominance of the displacement reaction.

Products of the Reaction of p-Iodo-t-butylbenzene and Sulfuryl Chloride. p-Iodo-t-butylbenzene reacted with chlorine atoms to give a deep purple-brown solution indicative of free iodine. Six products appeared on the chromatograph. Five products comprised about 50% of the total area of the six peaks. The largest of these five was p-chloro-t-butylbenzene on the basis of retention times. The sixth peak was the largest, had the longest elution period and was not p-chloroneophyl chloride. This peak was probably the alkyl chlorination product. No kinetic study was done on p-iodo-t-butylbenzene because of the uncertainties of this product study.

Products of the Reaction of p-Methoxy-t-butylbenzene and Sulfuryl Chloride. This reaction produced at least four products², one of which had a retention time shorter than that of p-methoxy-t-butylbenzene and amounted to about 25% of the total product peak areas. It was not known why so many products formed; a possible explanation is that a methoxy methyl hydrogen was abstracted and unknown products resulted. Whatever the problem, it would be expected to occur in the m-methoxy-t-butylbenzene and ethyl p-t-butylbenzoate systems for similar reasons. These latter two compounds were excluded from product and kinetic studies, and p-methoxy-t-butylbenzene

² Possibly five as the largest product peak showed a significant shoulder.

was excluded from the kinetic study.

Products of the Reaction of p-Phenoxy-t-butylbenzene and Sulfuryl Chloride. The p-phenoxy-t-butylbenzene yielded four products. The largest had the longest retention time and was presumed to be the alkyl chlorination isomer. The comparatively small ratio of alkyl to aryl chlorination, 1.73 ± 0.09 , may have been the result of a 1,2 aryl shift, or of the availability of so many sites for nuclear chlorination.

Products of the Reaction of m-Phenoxy-t-butylbenzene and Sulfuryl Chloride. Three products resulted from the chlorination of m-phenoxy-t-butylbenzene. The first two peaks were very much smaller than the third; the former were assumed to be nuclear chlorination products. The ratio was 4.02 ± 0.24 , alkyl to aryl chlorination.

Products of the Reaction of Phenyl p-t-Butylbenzoate and Sulfuryl Chloride. The phenyl ester of p-t-butylbenzoic acid gave only two chlorination products via analysis by GLC. The second peak was larger than the first and was supposed to be the side-chain chlorination product. The alkyl to aryl chlorination ratio was 5.56 ± 0.63 .

The detailed information on each product study may be found in the Appendix I, Tables 8-16.

Procedure for the Determination of Relative Rates of Disappearance of Substituted *t*-Butylbenzenes. Solutions of two *t*-butylbenzenes, sulfuryl chloride, and chlorobenzene were prepared in the approximate molar ratio of 1:1:3:1. Ampoules containing a small amount of benzoyl peroxide were filled, sealed, and reacted in the same way as described previously for the product studies. Reaction times, however, were shortened to from 10 minutes to 4 hours at $70.0 \pm 0.5^\circ$. All determinations were run in replicate. The procedure was to have the substituted *t*-butylbenzene compete directly with *t*-butylbenzene for the abstracting radical. In the case of *p*-chloro-*t*-butylbenzene it was necessary to determine its relative reactivity to *p*-cyano-*t*-butylbenzene. The relative rate constants thereby attained were converted to the desired form by use of the expression

$$\left[\frac{k_{\text{p-Cl}}}{k_{\text{H}}} \right]_{\text{dis}} = \left[\frac{k_{\text{p-Cl}}}{k_{\text{p-CN}}} \right]_{\text{dis}} \cdot \left[\frac{k_{\text{p-CN}}}{k_{\text{H}}} \right]_{\text{dis}} \quad (\text{Eq. 15})$$

Determination of $(k_{\text{X}}/k_{\text{H}})_{\text{dis}}$. The ratios of relative rate constants of disappearance were obtained using the usual competitive procedures (20, 31, 43). The following equation was used:

$$\left[\frac{k_{\text{X}}}{k_{\text{H}}} \right]_{\text{dis}} = \frac{\log(X_{\text{O}}/X_{\text{f}})}{\log(H_{\text{O}}/H_{\text{f}})} \quad (\text{Eq. 16})$$

where $(k_{\text{X}}/k_{\text{H}})_{\text{dis}}$ is the relative rate constant of disappearance of the X-substituted *t*-butylbenzene to the unsubstituted *t*-butylbenzene; X_{O}

and H_0 are the number of mmoles originally present of the X-substituted t-butylbenzene and t-butylbenzene, respectively; and X_f and H_f are the corresponding terms for the final number of mmoles present. The above ratios were obtained directly from the chromatographic analysis by using the following equation:

$$\frac{X_0}{X_f} = \frac{\left[\frac{\text{area under X peak}}{\text{area under C}_6\text{H}_5\text{Cl peak}} \right] \text{ initially}}{\left[\frac{\text{area under H peak}}{\text{area under C}_6\text{H}_5\text{Cl peak}} \right] \text{ finally}} \quad (\text{Eq. 17})$$

See Appendix II, Tables 17-24 for the detailed data on the kinetic studies.

Determination of $k_X^{\text{abs}}/k_H^{\text{abs}}$. The relative rate constant of alkyl hydrogen abstraction, $k_X^{\text{abs}}/k_H^{\text{abs}}$, of the X-substituted t-butylbenzene to t-butylbenzene was then computed using the following relationship:

$$\frac{k_X^{\text{abs}}}{k_H^{\text{abs}}} = \left[\frac{k_X}{k_H} \right]_{\text{dis}} \cdot \left[\frac{\% \text{ side-chain chlorination of } \underline{\text{X-t-butylbenzene}}}{\% \text{ side-chain chlorination of } \underline{\text{t-butylbenzene}}} \right] \quad (\text{Eq. 18})$$

BIBLIOGRAPHY

1. Adam, J., P. A. Gosselain and P. Goldfinger. La spécificité de halogénations atomiques. I. La Reaction de la N-chlorosuccinimide avec le toluène. Bulletin des sociétés Chimiques Belges 65:523-532. 1956.
2. Backhurst, J. D. Bromination of *t*-butylbenzene. Journal of the Chemical Society, 1960, p. 1958-1959.
3. Backhurst, J. D., E. D. Hughes and Sir Christopher Ingold. Homolytic substitution at a saturated carbon atom. Part II. Products of the photoinduced gaseous chlorination of *t*-butylbenzene. Journal of the Chemical Society, 1959, p. 2742-2745.
4. Bartlett, Paul D. and Christoph Rüchardt. Peresters. IV. Substituent effects upon the concerted decomposition of *t*-butylphenylperacetates. Journal of the American Chemical Society 82:1756-1762. 1960.
5. Bell, E. R., J. H. Raley, F. F. Rust, F. H. Seubold, and W. E. Vaughan. Reactions of free radicals associated with low temperature oxidation of paraffins. In: Hydrocarbons. London, 1951. p. 242-249. (The Faraday Society. Discussions. No. 10)
6. Boedtker, Eyvind. Sur quelques dérivés du butylbenzene tertiaire. Bulletin de la Société Chimique de France, ser. 3, 35:825-836. 1906.
7. Boocock, J. R. B. and W. J. Hickinbottom. The synthesis and reactions of branched-chain hydrocarbons. Part XIV. The free-radical halogenation of *t*-butylbenzene. Journal of the American Chemical Society 83:2587-2589. 1961.
8. Branch, Gerald E. K. and Melvin Calvin. The theory of organic chemistry. New York, Prentice-Hall, 1941. 523 p.
9. Bridger, Robert F. and Glen A. Russell. Directive effects in the attack of phenyl radicals on carbon-hydrogen bonds. Journal of the American Chemical Society 85:3754-3765. 1963.
10. Brown, H. C. and Y. Okamoto. Electrophilic substituent constants. Journal of the American Chemical Society 80:4979-4987. 1960.

11. Carpenter, M. S., W. M. Easter and T. F. Wood. Nitro musks. I. Isomers, homologs, and analogs of musk ambrette. *The Journal of Organic Chemistry* 16:586-617. 1951.
12. Dallinga, G. and G. Ter Maten. The hydrogen-deuterium exchange reaction of the t-butyl group substituted in aromatic hydrocarbons. *Recueil des Travaux Chimiques des Pays-Bas* 79:737-760. 1960.
13. Dewar, Michael J. S. and Patrick J. Grisdale. Substituent effects. I. Introduction. *Journal of the American Chemical Society* 84:3539-3541. 1962.
14. _____ Substituent effects. III. Acid dissociation constants of substituted 1-naphthoic acids and carbonyl stretching frequencies of their esters. *Journal of the American Chemical Society* 84:3546-3548. 1962.
15. _____ Substituent effects. IV. A quantitative theory. *Journal of the American Chemical Society* 84:3548-3553. 1962.
16. Dewar, M. J. S. and A. P. Marchand. Substituent effects. V. Further evidence concerning the nature of the inductive effect. *Journal of the American Chemical Society* 88:354-358. 1966.
17. _____ Substituent effects. VI. Fluorine nuclear magnetic resonance spectra of 3'- and 4'- substituted 4-fluorobiphenyls and 3''- substituted 4-fluoroterphenyls. *Journal of the American Chemical Society* 88:3318-3326. 1966.
18. Eibner, A. Ueber Verdrängung von Brom durch Chlor im Benzolkern. *Berichte der Deutschen Chemischen Gesellschaft* 36:1229-1231. 1903.
19. Gilliom, Richard D. and Benjamin F. Ward, Jr. Homolytic abstraction of benzylic hydrogen. *Journal of the American Chemical Society* 87:3944-3948. 1965.
20. Gleicher, Gerald Jay. Free radical hydrogen abstractions from substituted cumenes. *The Journal of Organic Chemistry* 33:332-336. 1968.
21. Goerner, Gordon L. and Richard C. Nametz. A study of the peroxide-catalyzed chlorination of the bromotoluenes with sulfuryl chloride. *Journal of the American Chemical Society* 73:2940-2941. 1951.

22. Hammett, Louis P. The effect of structure upon the reactions of organic compounds. Benzene derivatives. *Journal of the American Chemical Society* 59:96-103. 1937.
23. Hammett, Louis P. Linear free energy relationships in rate and equilibrium relationships in rate and equilibrium phenomena. *Transactions of the Faraday Society* 34:156-165. 1938.
24. Hammond, George S. A correlation of reaction rates. *Journal of the American Chemical Society* 77:334-338. 1955.
25. Hass, H. B., E. T. McBee and Paul Weber. Identity of monochlorides from chlorination of simpler paraffins. *Industrial and Engineering Chemistry* 27:1190-1195. 1935.
26. _____ Chlorination of paraffins. Factors affecting yields of isomeric monochlorides and dichlorides. *Industrial and Engineering Chemistry* 28:333-339. 1936.
27. Howard, J. A. and K. U. Ingold. The inhibited autooxidation of styrene. Part II. The relative inhibiting efficiencies of meta- and para-substituted phenols. *Canadian Journal of Chemistry* 41:1744-1751. 1963.
28. Huang, R. L. and Kheng H. Lee. Polar influences in radical reactions. Part IV. The abstraction of benzylic hydrogen atoms from substituted benzyl methyl ethers and benzaldehyde dimethyl acetals by atomic bromine. *Journal of the Chemical Society*, 1964, p. 5963-5969.
29. _____ Relative reactivities of α -substituted benzyl methyl ethers towards atomic bromine and the trichloromethyl radical. *Journal of the Chemical Society*, C 1966, p. 932-935.
30. _____ Polar influences in radical reactions. Part V. Hydrogen abstraction from nuclear-substituted ethylbenzenes and benzhydryl methyl ethers by atomic bromine. *Journal of the Chemical Society*, C 1966, p. 935-937.
31. Huyser E. S. Relative reactivities of substituted toluenes toward trichloromethyl radicals. *Journal of the American Chemical Society* 82:394-396. 1960.

32. Ingold, K. U. Inhibition of oil oxidation by 2, 6-di-t-butyl-4-substituted phenols. *The Journal of Physical Chemistry* 64: 1636-1642. 1960.
33. _____ Inhibition of the autooxidation of organic substances in the liquid phase. *Chemical Reviews* 61:563-589. 1961.
34. Jackman, L. M. Applications of nuclear magnetic resonance spectroscopy in organic chemistry. London, Pergamon, 1959. 134 p. (International Series of Monographs on Organic Chemistry. Vol. 5)
35. Kharasch, M. S. and Herbert C. Brown. Chlorinations with sulfuryl chloride. I. The peroxide-catalyzed chlorination of hydrocarbons. *Journal of the American Chemical Society* 61: 2142-2150. 1939.
36. Kharasch, M. S. and Alice Tanner Read. Sulfonation reactions with sulfuryl chloride. *Journal of the American Chemical Society* 61:3089-3092. 1939.
37. Kirkwood, J. G. and F. H. Westheimer. The electrostatic influence of substituents on the dissociation constants of organic acids. I. *The Journal of Chemical Physics* 6:506-512. 1938.
38. _____ The electrostatic influence of substituents on the dissociation constants of organic acids. II. *The Journal of Chemical Physics* 6:513-517. 1938.
39. Kooyman, E. C., R. van Helden and A. F. Bickel. The reactivities of alpha methylenic groups towards free radicals. IV. Polar effects. *Proceedings of the Koninklijke Nederlands Akademie van Wetenschappen, ser. B*, 56:75-82. 1953.
40. Kreysler, Eduard. II. Reaktionsverhältnisse der neutralen Phosphorsäureester einiger Phenole. *Berichte der Deutschen Chemischen Gesellschaft* 19:1706-1723. 1885.
41. Leffler, John E. and Ernest Grunwald. Rates and equilibria of organic reactions. New York, John Wiley, 1963. 458 p.
42. Lerer, Moïse and Claude Fabre. Synthèse et caractéristiques des monochloro-tert-butylbenzènes. *Bulletin de la Societe Chimique de France, ser. 5*, 23:198-202. 1956.

43. Martin, Michael M. and Gerald Jay Gleicher. A Hammett study of hydrogen abstraction from substituted allylbenzenes. *The Journal of Organic Chemistry* 28:3266-3267. 1963.
44. _____ The addition of the trichloromethyl radical to substituted 3-phenyl-1-propenes and 4-phenyl-1-butenes. *Journal of the American Chemical Society* 86:233-241. 1964.
45. Mayo, Frank R. and Cheves Walling. Copolymerization. *Chemical Reviews* 46:191-287. 1950.
46. Miller, Bernard and Cheves Walling. The displacement of aromatic substituents by halogen atoms. *Journal of the American Chemical Society* 79:4187-4191. 1957.
47. Nelson, K. Leroi and Herbert C. Brown. Distribution of isomers in the mononitration of *t*-butylbenzene; properties of the pure mononitro-*t*-butylbenzenes. *Journal of the American Chemical Society* 73:5605-5607. 1951.
48. Owens, Peter H., Gerald Jay Gleicher and Lawrence M. Smith, Jr. Bridgehead hydrogen abstraction from 1-substituted adamantanes by the trichloromethyl radical. *Journal of the American Chemical Society* 90:4122-4126. 1968.
49. Pajeau, Roger. Mode de synthèse d'ethers-oxydes phenoliques. *Comptes Rendus Hebdomadaires des Séances de l'Académie des Sciences* 218:236-238. 1944.
50. Pearson, R. E. and J. C. Martin. The identity of the chain-carrying species in brominations with *N*-bromosuccinimides toward substituted toluenes. *Journal of the American Chemical Society* 85:3142-3146. 1963.
51. Pritchard, H. O. The determination of electron affinities. *Chemical Reviews* 52:529-563. 1953.
52. Pryor, William A. *Free radicals*. New York, McGraw-Hill, 1966. 354 p.
53. Röchardt, Christoph. Radikalumlagerungen. I. Die Decarbonylierung von β -Phenyl-isovaleraldehyde. *Chemische Berichte* 94:2599-2608. 1961.

54. _____ Radikalumlagerungen. II. Wanderungsverhältnisse substituierter Phenylreste bei der Decarbonylierung von β -Aryl-isovaleraldehyden. Chemische Berichte 94:2609-2623. 1961.
55. Röchardt, Christoph and Sieglinde Eichler. Radikalumlagerungen. IV. Weitere relative Wanderungsgeschwindigkeiten substituierter Phenylreste bei der Decarbonylierung von β -Aryl-isovaleraldehyden. Chemische Berichte 95:1921-1942. 1962.
56. Röchardt, Christoph and Roland Hecht. Radikalumlagerungen. VI. Zur Frage der Nachbargruppenbeteiligung beim Peresterzerfall. Tetrahedron Letters, 1962, p. 957-961.
57. _____ Radikalumlagerungen. VII. Wanderungsgeschwindigkeiten substituierter Phenylreste beim thermischen Zerfall von Neophyl-Per-carbonsäure-t-Butylestern. Tetrahedron Letters, 1962, p. 961-964.
58. Röchardt, Christoph and Helmut Trautwein. Radikalumlagerungen. III. Über das Auftreten von Radikalen bei der Bildung von Grignard-Verbindungen. Chemische Berichte 95:1197-1205. 1962.
59. _____ Radikalumlagerungen. V. Wanderungsverhältnisse bei der Kharasch-Reaktion von β -Aryl-isobutylchloriden. Chemische Berichte 96:160-167. 1963.
60. Russell, Glen A. Nature of the polar effect in reactions of atoms and radicals. The Journal of Organic Chemistry 23: 1407-1409. 1958.
61. _____ Solvent effects in the reactions of free radicals and atoms. II. Effects of solvents on the position of attack of chlorine atoms upon 2, 3-dimethylbutane, isobutane and 2-deuterio-2-methylpropane. Journal of the American Chemical Society 80:4987-4996. 1958.
62. _____ Solvent effects in the reactions of free radicals and atoms. III. Effects of solvents in the competitive photochlorination of hydrocarbons and their derivatives. Journal of the American Chemical Society 80:4997-5001. 1958.

63. Russell, Glen A. Solvent effects in the reactions of free radicals and atoms. IV. Effect of aromatic solvents in sulfonyl chloride chlorinations. *Journal of the American Chemical Society* 80:5002-5003. 1958.
64. Russell, Glen A. and Herbert C. Brown. The liquid phase photochlorination and sulfonyl chloride chlorination of branched-chain hydrocarbons; the effect of structure on the relative reactivities of tertiary hydrogen in free radical chlorinations. *Journal of the American Chemical Society* 77:4031-4035. 1955.
65. Russell, Glen A. and Kathleen M. Desmond. Directive effects in aliphatic substitutions. XIX. Photobromination with *N*-bromosuccinimide. *Journal of the American Chemical Society* 85: 3139-3141. 1963.
66. Russell, Glen A. and Roger C. Williamson, Jr. Nature of the polar effect in reactions of atoms and radicals. *Journal of the American Chemical Society* 86:2357-2364. 1964.
67. Sartoretto, Paul A. and Frank J. Sowa. The cleavage of diphenyl ethers by sodium in liquid ammonia. I. Ortho- and para-substituted diphenyl ethers. *Journal of the American Chemical Society* 49:603-606. 1937.
68. Senkowski, Michael. Über Trimethylphenylmethan und dessen Derivaten. *Berichte der Deutschen Chemischen Gesellschaft* 23:2412-2420. 1890.
69. Senlik, Aytan. Alkyl esters of *p*-tert-butylbenzoic acid. *Istanbul Üniversitesi Fen Fakültesi Mecmuası*, ser. C, 26, No. 1, 1961. p. 67-71. (Abstracted in *Chemical Abstracts* 55:27205c. 1961)
70. Suebold, Frank H., Jr. The rearrangement of the neophyl radical. *Journal of the American Chemical Society* 75:2532-2533. 1953.
71. Slaugh, Lynn H. Rearrangement of the 2-phenylethyl free radical. *Journal of the American Chemical Society* 81:2262-2266. 1959.
72. Smith, William B. and James D. Anderson. Some evidence regarding free radical rearrangement reactions. *Journal of the American Chemical Society* 82:656-658. 1960.

73. Smyth, Charles Phelps. Dielectric behavior and structure. New York, McGraw-Hill, 1955. 441 p.
74. Swain, C. Gardner, Walter H. Stockmayer and John T. Clarke. Effect of structure on the rate of spontaneous thermal decomposition of substituted benzoyl peroxides. *Journal of the American Chemical Society* 72:5426-5434. 1950.
75. Taft, R. W., I. R. Fox and I. C. Lewis. Regarding enhanced resonance effects from meta position in radical reactivities. *Journal of the American Chemical Society* 83:3349-3350. 1961.
76. Tanford, Charles. The location of electrostatic charges in Kirkwood's model of organic ions. *Journal of the American Chemical Society* 79:5348-5352. 1957.
77. Tcitchibabine, S. Elgasine and V. Lengold. Sur quelques composés aromatics contenant le groupement butyle tertiare. *Bulletin de la Societe Chimique de France*, ser. 4, 43:238-242. 1928.
78. Trotman-Dickinson, A. F. Gas kinetics. London, Butterworth, 1955. 322 p.
79. Urry, W. H. and M. S. Kharasch. Factors influencing the course and mechanism of Grignard reactions. IV. The reaction of β, β -dimethylphenethyl chloride with phenylmagnesium bromide in the presence of cobaltous chloride. *Journal of the American Chemical Society* 66:1438-1440. 1944.
80. Urry, W. H. and N. Nicolaidis. Free radical rearrangements. I. The free β -methyl- β - α -tolylpropyl (p -methylneophyl) radical. *Journal of the American Chemical Society* 74:5163-5168. 1952.
81. van Helden, R. and E. C. Kooyman. Polar effects in some atomic chlorinations. *Recueil des Travaux Chimiques des Pays-Bas* 73:269-278. 1954.
82. Vogel, Arthur I. A textbook of practical organic chemistry. 3rded. London, Longmans Green, 1959. 1188 p.
83. Walling, Cheves. Free radicals in solution. New York, John Wiley, 1957. 631 p.

84. Walling, Cheves and Burton B. Jacknow. Positive halogen compounds. II. Radical chlorination of substituted hydrocarbons with t-butyl-hypochlorite. *Journal of the American Chemical Society* 82:6113-6115. 1960.
85. Walling, Cheves and Bernard Miller. The relative reactivities of substituted toluenes toward chlorine atoms. *Journal of the American Chemical Society* 79:4181-4187. 1957.
86. Walling, Cheves and Anne L. Rieger. Positive halogen compounds. IX. Structure and reactivity in halogenation with some further N-haloamides. *Journal of the American Chemical Society* 85:3134-3136. 1963.
87. Walling, Cheves, Anne L. Rieger and Dennis D. Tanner. Positive halogen compounds. VIII. Structure and reactivity in N-bromo-succinimide brominations. *Journal of the American Chemical Society* 85:3129-3134. 1963.
88. Walling, Cheves, Dexter Seymour and Katherine B. Wolfstirn. The reaction of α-methyl styrenes with thiglycolic acid. *Journal of the American Chemical Society* 70:2559-2561. 1948.
89. Walling, Cheves and Warren Thaler. Positive halogen compounds. III. Allylic chlorination with t-butylhypochlorite. The stereo-chemistry of allylic radical. *Journal of the American Chemical Society* 83:3877-3884. 1961.
90. White, William N., Carl D. Slater and Wilmer K. Fife. The electronic nature of the transition state of the Claisen rearrangement. *The Journal of Organic Chemistry* 26:627-628. 1961.
91. Whitmore, Frank C., A. H. Popkin, Herbert I. Bernstein and John P. Wilkins. The common basis of intramolecular rearrangements. VII. Inapplicability of a free radical mechanism. Formation of 1,1-dimethylcyclopropane by the action of sodium on neopentyl chloride. Relation of the mechanism of the Wurtz reaction. *Journal of the American Chemical Society* 63:124-127. 1941.
92. Willgerodt, C. Über einige aromatische Jodidchloride. *Journal für Practische Chemie* 33:154-160. 1886.
93. Williams, G. H. *Advances in free radical chemistry*. London, Logos, 1965. 291 p.

94. Winstein, S., R. Heck, S. Lapporte and R. Baird. Ar₁₋₅ and Ar₂₋₆ aryl participation in ionic and free radical processes. *Experientia* 12:138-141. 1956.
95. Winstein, S. and Frank H. Seubold, Jr. Free radical reactions of aldehydes. *Journal of the American Chemical Society* 69: 2916-2917. 1947.

APPENDIX

APPENDIX I
PRODUCT STUDIES

Table 8. Product study of the chlorination of t-butylbenzene by sulfuryl chloride.

Conditions: 1-1/2 hours at 70°C.

Mmoles SO₂Cl₂: 2.5

Mmoles C₆H₅Cl: 7.10

Mmoles peroxide: 0.02

C₆H₅(C₄H₉) -- t-butylbenzene

C₆H₅(C₄H₈Cl) -- side-chain chlorination product

ClC₆H₄(C₄H₉) -- nuclear chlorination products

Run	Compound	Mmoles initial	Mmoles final	% rx.	<u>Side-chain</u> nuclear
1	C ₆ H ₅ (C ₄ H ₉)	10.06	8.24	18.1	
	C ₆ H ₅ (C ₄ H ₈ Cl)	0	1.57		
	ClC ₆ H ₄ (C ₄ H ₉)	0	0.217		7.24
2	C ₆ H ₅ (C ₄ H ₉)	10.06	8.39	16.6	
	C ₆ H ₅ (C ₄ H ₈ Cl)	0	1.88		
	ClC ₆ H ₄ (C ₄ H ₉)	0	0.192		8.80
3	C ₆ H ₅ (C ₄ H ₉)	10.06	8.26	17.9	
	C ₆ H ₅ (C ₄ H ₈ Cl)	0	1.48		
	ClC ₆ H ₄ (C ₄ H ₉)	0	0.238		6.22
4	C ₆ H ₅ (C ₄ H ₉)	10.06	7.73	23.1	
	C ₆ H ₅ (C ₄ H ₈ Cl)	0	1.81		
	ClC ₆ H ₄ (C ₄ H ₉)	0	0.235		7.70

Table 8. continued

Run	Compound	Mmoles initial	Mmoles final	% rx.	<u>Side-chain</u> nuclear
5	$C_6H_5(C_4H_9)$	10.06	7.25	27.9	
	$C_6H_5(C_4H_8Cl)$	0	1.87		
	$ClC_6H_4(C_4H_9)$	0	0.225		8.31
Average					7.65 ± 0.74
% Alkyl Chlorination					88.4_4

Table 9: Product study of the chlorination of p-nitro-t-butylbenzene by sulfuryl chloride.

Conditions: 15 hours at 70°C

Mmoles SO₂Cl₂: 1.65

Mmoles C₆H₅Cl: 4.98

Mmoles peroxide: 0.02

NO₂C₆H₄(C₄H₉) -- p-nitro-t-butylbenzene

NO₂C₆H₄(C₄H₈Cl) -- side-chain chlorination product

NO₂C₆H₃Cl(C₄H₉) -- nuclear chlorination products

Run	Compound	Mmoles initial	Mmoles final	% rx.	<u>Side-chain</u> <u>nuclear</u>
1	NO ₂ C ₆ H ₄ (C ₄ H ₉)	5.95	5.40	9.2	
	NO ₂ C ₆ H ₄ (C ₄ H ₈ Cl)	0	0.535		
	NO ₂ C ₆ H ₃ Cl(C ₄ H ₉)	0	0.105		5.09
2	NO ₂ C ₆ H ₄ (C ₄ H ₉)	5.95	5.14	13.6	
	NO ₂ C ₆ H ₄ (C ₄ H ₈ Cl)	0	0.663		
	NO ₂ C ₆ H ₃ Cl(C ₄ H ₉)	0	0.147		4.30
3	NO ₂ C ₆ H ₄ (C ₄ H ₉)	5.95	5.39	9.4	
	NO ₂ C ₆ H ₄ (C ₄ H ₈ Cl)	0	0.425		
	NO ₂ C ₆ H ₃ Cl(C ₄ H ₉)	0	0.0913		4.66
4	NO ₂ C ₆ H ₄ (C ₄ H ₉)	5.95	5.42	8.9	
	NO ₂ C ₆ H ₄ (C ₄ H ₈ Cl)	0	0.439		
	NO ₂ C ₆ H ₃ Cl(C ₄ H ₉)	0	0.121		4.00
Average					4.51 ± 0.363
% Alkyl Chlorination					81.8 ₅

Table 10. Product study of the chlorination of m-nitro-t-butylbenzene by sulfuryl chloride.

Conditions: 2-1/2 hours at 70°C.

Mmoles SO₂Cl₂: 1.31

Mmoles C₆H₅Cl: 5.17

Mmoles peroxide: 0.02

NO₂C₆H₄(C₄H₉) -- m-nitro-t-butylbenzene

NO₂C₆H₄(C₄H₈Cl) -- side-chain chlorination product

NO₂C₆H₃Cl(C₄H₉) -- nuclear chlorination products

Run	Compound	Mmoles initial	Mmoles final	% rx.	Side-chain nuclear
1	NO ₂ C ₆ H ₄ (C ₄ H ₉)	5.04	4.25	15.7	3.78
	NO ₂ C ₆ H ₄ (C ₄ H ₈ Cl)	0	0.856		
	NO ₂ C ₆ H ₃ Cl(C ₄ H ₉)	0	0.227		
2	NO ₂ C ₆ H ₄ (C ₄ H ₉)	5.04	3.92	22.2	3.72
	NO ₂ C ₆ H ₄ (C ₄ H ₈ Cl)	0	0.770		
	NO ₂ C ₆ H ₃ Cl(C ₄ H ₉)	0	0.207		
3	NO ₂ C ₆ H ₄ (C ₄ H ₉)	5.04	4.34	13.9	3.93
	NO ₂ C ₆ H ₄ (C ₄ H ₈ Cl)	0	0.696		
	NO ₂ C ₆ H ₃ Cl(C ₄ H ₉)	0	0.177		
4	NO ₂ C ₆ H ₄ (C ₄ H ₉)	5.04	3.89	22.8	3.61
	NO ₂ C ₆ H ₄ (C ₄ H ₈ Cl)	0	0.869		
	NO ₂ C ₆ H ₃ Cl(C ₄ H ₉)	0	0.241		
5	NO ₂ C ₆ H ₄ (C ₄ H ₉)	5.04	3.88	23.0	3.43
	NO ₂ C ₆ H ₄ (C ₄ H ₈ Cl)	0	0.752		
	NO ₂ C ₆ H ₃ Cl(C ₄ H ₉)	0	0.219		
Average					3.69 ± 0.14
% Alkyl Chlorination					78.6 ₇

Table 11. Product study of the chlorination of p-di-t-butylbenzene by sulfuryl chloride.

Run	Compound	Mmoles initial	Mmoles final	% rx.	Side-chain nuclear
Conditions: 1-1/2 hours at 70°C					
Mmoles SO ₂ Cl ₂ : 2.03					
Mmoles C ₆ H ₅ Cl: 37.3					
Mmoles peroxide: 0.02					
C ₆ H ₄ (C ₄ H ₉) ₂ -- <u>p</u> - <u>di</u> - <u>t</u> -butylbenzene					
C ₆ H ₄ (C ₈ H ₁₇ Cl) -- side-chain chlorination product					
C ₆ H ₃ Cl(C ₄ H ₉) ₂ -- nuclear chlorination products					
1	C ₆ H ₄ (C ₄ H ₉) ₂	8.10	6.37	21.4	
	C ₆ H ₄ (C ₈ H ₁₇ Cl)	0	1.18		
	C ₆ H ₃ Cl(C ₄ H ₉) ₂	0	0.0600		19.7
2	C ₆ H ₄ (C ₄ H ₉) ₂	8.10	6.38	21.2	
	C ₆ H ₄ (C ₈ H ₁₇ Cl)	0	1.41		
	C ₆ H ₃ Cl(C ₄ H ₉) ₂	0	0.0960		14.7
3	C ₆ H ₄ (C ₄ H ₉) ₂	8.10	6.55	19.1	
	C ₆ H ₄ (C ₈ H ₁₇ Cl)	0	1.51		
	C ₆ H ₃ Cl(C ₄ H ₉) ₂	0	0.088		17.1
4	C ₆ H ₄ (C ₄ H ₉) ₂	8.10	6.43	20.6	
	C ₆ H ₄ (C ₈ H ₁₇ Cl)	0	1.52		
	C ₆ H ₃ Cl(C ₄ H ₉) ₂	0	0.0888		17.1
5	C ₆ H ₄ (C ₄ H ₉) ₂	8.10	6.70	17.3	
	C ₆ H ₄ (C ₈ H ₁₇ Cl)	0	1.52		
	C ₆ H ₃ Cl(C ₄ H ₉) ₂	0	0.084		18.1
Average					17.3 ± 1.04
% Alkyl Chlorination					94.5 ₄

Table 12. Product study of the chlorination of p-cyano-t-butylbenzene by sulfuryl chloride.

Conditions: 1-1/2 hours at 70°C.

Mmoles SO₂Cl₂: 2.13

Mmoles C₆H₅Cl: 1.98

Mmoles peroxide: 0.02

CNC₆H₄(C₄H₉) -- p-cyano-t-butylbenzene

CNC₆H₄(C₄H₈Cl) -- side-chain chlorination product

CNC₆H₃Cl(C₄H₉) -- nuclear chlorination products

Run	Compound	Mmoles initial	Mmoles final	% rx.	Side-chain nuclear
1	CNC ₆ H ₄ (C ₄ H ₉)	8.01	6.31	21.2	
	CNC ₆ H ₄ (C ₄ H ₈ Cl)	0	1.43		
	CNC ₆ H ₃ Cl(C ₄ H ₉)	0	0.274		5.22
2	CNC ₆ H ₄ (C ₄ H ₉)	8.01	6.01	25.0	
	CNC ₆ H ₄ (C ₄ H ₈ Cl)	0	1.61		
	CNC ₆ H ₃ Cl(C ₄ H ₉)	0	0.337		4.78
3	CNC ₆ H ₄ (C ₄ H ₉)	8.01	6.11	23.7	
	CNC ₆ H ₄ (C ₄ H ₈ Cl)	0	1.50		
	CNC ₆ H ₃ Cl(C ₄ H ₉)	0	0.289		5.19
4	CNC ₆ H ₄ (C ₄ H ₉)	8.01	6.17	23.0	
	CNC ₆ H ₄ (C ₄ H ₈ Cl)	0	1.67		
	CNC ₆ H ₃ Cl(C ₄ H ₉)	0	0.318		5.25
Average					5.11 ± 0.165
% Alkyl Chlorination					83.6 ₃

Table 13. Product study of the chlorination of phenyl p-t-butylbenzoate by sulfur chloride.

 Conditions: 2 hours at 70°C.
Mmoles SO₂Cl₂: 0.584Mmoles C₆H₅Cl: 6.48

Mmoles peroxide: 0.01

PhOCC₆H₄(C₄H₉) -- phenyl p-t-butylbenzoatePhOCC₆H₄(C₄H₈Cl) -- side-chain chlorination productPhOCC₆H₃Cl(C₄H₉) -- nuclear chlorination products

Run	Compound	Mmoles initial	Mmoles final	% rx.	Side-chain nuclear
1	PhOCC ₆ H ₄ (C ₄ H ₉)	1.98	1.36	31.3	5.71
	PhOCC ₆ H ₄ (C ₄ H ₈ Cl)	0	0.458		
	PhOCC ₆ H ₃ Cl(C ₄ H ₉)	0	0.0802		
2	PhOCC ₆ H ₄ (C ₄ H ₉)	1.98	1.37	30.8	6.48
	PhOCC ₆ H ₄ (C ₄ H ₈ Cl)	0	0.584		
	PhOCC ₆ H ₃ Cl(C ₄ H ₉)	0	0.0902		
3	PhOCC ₆ H ₄ (C ₄ H ₉)	1.98	1.42	28.3	4.61
	PhOCC ₆ H ₄ (C ₄ H ₈ Cl)	0	0.478		
	PhOCC ₆ H ₃ Cl(C ₄ H ₉)	0	0.104		
4	PhOCC ₆ H ₄ (C ₄ H ₉)	1.98	1.35	31.8	5.06
	PhOCC ₆ H ₄ (C ₄ H ₈ Cl)	0	0.541		
	PhOCC ₆ H ₃ Cl(C ₄ H ₉)	0	0.107		
Average				5.47 ± 0.038	

% Alkyl Chlorination

84.5₃

Table 14. Product study of the chlorination of p-phenoxy-t-butylbenzene by sulfuryl chloride.

Conditions: 11 hours at 70°C.

Mmoles SO₂Cl₂: 0.93

Mmoles C₆H₅Cl: 10.1

Mmoles peroxide: 0.02

PhOC₆H₄(C₄H₉) -- p-phenoxy-t-butylbenzene

PhOC₆H₄(C₄H₈Cl) -- side-chain chlorination product

PhOC₆H₃Cl(C₄H₉) -- nuclear chlorination products

Run	Compound	Mmoles initial	Mmoles final	% rx.	Side-chain nuclear
1	PhOC ₆ H ₄ (C ₄ H ₉)	2.04	1.57	23.0	
	PhOC ₆ H ₄ (C ₄ H ₈ Cl) ^a	0	0.305		
	PhOC ₆ H ₃ Cl(C ₄ H ₉)	0	0.177		1.72
2	PhOC ₆ H ₄ (C ₄ H ₉)	2.04	1.57	23.2	
	PhOC ₆ H ₄ (C ₄ H ₈ Cl)	0	0.323		
	PhOC ₆ H ₃ Cl(C ₄ H ₉)	0	0.207		1.56
3	PhOC ₆ H ₄ (C ₄ H ₉)	2.04	1.56	23.6	
	PhOC ₆ H ₄ (C ₄ H ₈ Cl)	0	0.305		
	PhOC ₆ H ₃ Cl(C ₄ H ₉)	0	0.174		1.75
4	PhOC ₆ H ₄ (C ₄ H ₉)	2.04	1.54	24.3	
	PhOC ₆ H ₄ (C ₄ H ₈ Cl)	0	0.280		
	PhOC ₆ H ₃ Cl(C ₄ H ₉)	0	0.147		1.90
Average					1.73 ± 0.0925
% Alkyl Chlorination					63.3 ₇

a) Based on the assumption that only the last peak eluted on the chromatograph corresponded to side-chain chlorination.

Table 15. Product study of the chlorination of p-chloro-t-butylbenzene by sulfuryl chloride.

Run	Compound	Mmoles initial	Mmoles final	% rx.	<u>Side-chain</u> nuclear
Conditions: 5 hours at 70° C					
Mmoles SO ₂ Cl ₂ : 2.03					
Mmoles C ₆ H ₅ Cl: 4.13					
Mmoles peroxide: 0.02					
ClC ₆ H ₄ (C ₄ H ₉) -- <u>p</u> -chloro- <u>t</u> -butylbenzene					
ClC ₆ H ₄ (C ₄ H ₈ Cl) -- side-chain chlorination product					
Cl ₂ C ₆ H ₃ (C ₄ H ₉) -- nuclear chlorination products					
1	ClC ₆ H ₄ (C ₄ H ₉)	6.22	4.14	33.4	
	ClC ₆ H ₄ (C ₄ H ₈ Cl)	0	2.1		
	Cl ₂ C ₆ H ₃ (C ₄ H ₉)	0	negligible		v. large
2	ClC ₆ H ₄ (C ₄ H ₉)	6.22	4.18	32.8	
	ClC ₆ H ₄ (C ₄ H ₈ Cl)	0	2.0		
	Cl ₂ C ₆ H ₃ (C ₄ H ₉)	0	negligible		v. large
3	ClC ₆ H ₄ (C ₄ H ₉)	6.22	4.25	31.7	
	ClC ₆ H ₄ (C ₄ H ₈ Cl)	0	2.0		
	Cl ₂ C ₆ H ₃ (C ₄ H ₉)	0	negligible		v. large
4	ClC ₆ H ₄ (C ₄ H ₉)	6.22	4.28	31.2	
	ClC ₆ H ₄ (C ₄ H ₈ Cl)	0	2.0		
	Cl ₂ C ₆ H ₃ (C ₄ H ₉)	0	negligible		v. large
5	ClC ₆ H ₄ (C ₄ H ₉)	6.22	4.14	33.4	
	ClC ₆ H ₄ (C ₄ H ₈ Cl)	0	2.1		
	Cl ₂ C ₆ H ₃ (C ₄ H ₉)	0	negligible		v. large
Average					v. large
% Alkyl Chlorination					100.0

Table 16. Product study of the chlorination of m-phenoxy-t-butylbenzene by sulfuryl chloride.

Run	Compound	Mmoles initial	Mmoles final	% rx.	Side-chain nuclear
Conditions: 12 hours at 70° C.					
Mmoles SO ₂ Cl ₂ : 1.66					
Mmoles C ₆ H ₅ Cl: 4.03					
Mmoles peroxide: 0.02					
PhOC ₆ H ₄ (C ₄ H ₉) -- <u>m</u> -phenoxy- <u>t</u> -butylbenzene					
PhOC ₆ H ₄ (C ₄ H ₈ Cl) -- side-chain chlorination product					
PhOC ₆ H ₃ Cl(C ₄ H ₉) -- nuclear chlorination products					
1	PhOC ₆ H ₄ (C ₄ H ₉)	4.05	3.37	16.7	
	PhOC ₆ H ₄ (C ₄ H ₈ Cl)	0	0.434		
	PhOC ₆ H ₃ Cl(C ₄ H ₉)	0	0.107		4.04
2	PhOC ₆ H ₄ (C ₄ H ₉)	4.05	3.77	7.1	
	PhOC ₆ H ₄ (C ₄ H ₈ Cl)	0	0.405		
	PhOC ₆ H ₃ Cl(C ₄ H ₉)	0	0.108		3.75
3	PhOC ₆ H ₄ (C ₄ H ₉)	4.05	3.50	13.6	
	PhOC ₆ H ₄ (C ₄ H ₈ Cl)	0	0.456		
	PhOC ₆ H ₃ Cl(C ₄ H ₉)	0	0.113		4.04
4	PhOC ₆ H ₄ (C ₄ H ₉)	4.05	3.47	14.5	
	PhOC ₆ H ₄ (C ₄ H ₈ Cl)	0	0.487		
	PhOC ₆ H ₃ Cl(C ₄ H ₉)	0	0.132		3.69
5	PhOC ₆ H ₄ (C ₄ H ₉)	4.05	3.39	16.3	
	PhOC ₆ H ₄ (C ₄ H ₈ Cl)	0	0.436		
	PhOC ₆ H ₅ Cl(C ₄ H ₉)	0	0.0957		4.56
Average				4.02 ± 0.236	
% Alkyl Chlorination				80.0 ₆	

APPENDIX II
KINETIC STUDIES

Table 17. Relative rates of disappearance of p-nitro-t-butylbenzene to t-butylbenzene.

Conditions: 1-1/2 hours at 70°C.
 Mmoles SO₂Cl₂: 6.06
 Mmoles C₆H₅Cl: 1.93
 Mmoles peroxide: 0.02
 C₆H₅(C₄H₉) -- t-butylbenzene
 NO₂C₆H₄(C₄H₉) -- p-nitro-t-butylbenzene

Run	Compound	Mmoles initial	Mmoles final	% rx.	$\left[\frac{k_{p-NO_2}}{k_H} \right]_{dis}$
1	C ₆ H ₅ (C ₄ H ₉)	2.99	1.64	45.0	0.519
	NO ₂ C ₆ H ₄ (C ₄ H ₉)	1.99	1.46	26.7	
2	C ₆ H ₅ (C ₄ H ₉)	2.99	1.53	48.9	0.461
	NO ₂ C ₆ H ₄ (C ₄ H ₉)	1.99	1.46	26.5	
3	C ₆ H ₅ (C ₄ H ₉)	2.99	1.28	57.2	0.427
	NO ₂ C ₆ H ₄ (C ₄ H ₉)	1.99	1.39	30.4	
4	C ₆ H ₅ (C ₄ H ₉)	2.99	1.39	53.4	0.497
	NO ₂ C ₆ H ₄ (C ₄ H ₉)	1.99	1.36	31.7	
5	C ₆ H ₅ (C ₄ H ₉)	2.92	1.71	41.4	0.553
	NO ₂ C ₆ H ₄ (C ₄ H ₉)	2.02	1.50	25.6	
6	C ₆ H ₅ (C ₄ H ₉)	2.92	1.931	33.9	0.435
	NO ₂ C ₆ H ₄ (C ₄ H ₉)	2.02	1.688	16.4	
Average					$\left[\frac{k_{p-NO_2}}{k_H} \right]_{dis} = 0.482 \pm 0.041$

Table 18. Relative rates of disappearance of m-nitro-t-butylbenzene to t-butylbenzene.

 Conditions: 4 hours at 70°C.
Mmoles SO₂Cl₂: 7.64Mmoles C₆H₅Cl: 2.99

Mmoles peroxide: 0.02

C₆H₅(C₄H₉) -- t-butylbenzeneNO₂C₆H₄(C₄H₉) -- m-nitro-t-butylbenzene

Run	Compound	Mmoles initial	Mmoles final	% rx.	$\left[\frac{k_{\underline{m}\text{-NO}_2}}{k_{\text{H}}} \right]_{\text{dis}}$
1	C ₆ H ₅ (C ₄ H ₉)	3.09	0.700	77.3	0.196
	NO ₂ C ₆ H ₄ (C ₄ H ₉)	2.12	1.58	25.3	
2	C ₆ H ₅ (C ₄ H ₉)	3.09	0.685	77.8	0.203
	NO ₂ C ₆ H ₄ (C ₄ H ₉)	2.12	1.53	28.0	
3	C ₆ H ₅ (C ₄ H ₉)	3.09	0.771	75.0	0.255
	NO ₂ C ₆ H ₄ (C ₄ H ₉)	2.12	1.49	29.8	
4	C ₆ H ₅ (C ₄ H ₉)	3.09	1.63	74.0	0.193
	NO ₂ C ₆ H ₄ (C ₄ H ₉)	2.12	0.804	22.9	

Average $\left[\frac{k_{\underline{m}\text{-NO}_2}}{k_{\text{H}}} \right]_{\text{dis}} = 0.212 \pm 0.0217$

Table 19. Relative rates of disappearance of p-di-t-butylbenzene to t-butylbenzene.

Conditions: 10 minutes at 70°C.

Mmoles SO₂Cl₂: 5.55

Mmoles C₆H₅Cl: 2.56

Mmoles peroxide: 0.02

C₆H₅(C₄H₉) -- t-butylbenzene

C₆H₄(C₄H₉)₂ -- p-di-t-butylbenzene

Run	Compound	Mmoles initial	Mmoles final	% rx.	$\left[\frac{k_{p-di}}{k_H} \right]_{dis}$
1	C ₆ H ₅ (C ₄ H ₉)	2.48	1.72	30.5	2.08
	C ₆ H ₄ (C ₄ H ₉) ₂	2.45	1.16	52.5	
2	C ₆ H ₅ (C ₄ H ₉)	2.48	1.46	41.1	2.15
	C ₆ H ₄ (C ₄ H ₉) ₂	2.45	0.785	67.9	
3	C ₆ H ₅ (C ₄ H ₉)	2.48	1.39	44.0	2.16
	C ₆ H ₄ (C ₄ H ₉) ₂	2.45	0.700	71.4	
4	C ₆ H ₅ (C ₄ H ₉)	2.48	1.54	37.7	2.23
	C ₆ H ₄ (C ₄ H ₉) ₂	2.45	0.853	65.2	
5	C ₆ H ₅ (C ₄ H ₉)	2.48	1.78	28.0	2.07
	C ₆ H ₄ (C ₄ H ₉) ₂	2.45	0.967	60.5	

Average $\left[\frac{k_{p-di}}{k_H} \right]_{dis} = 2.14 \pm 0.05$

Average $\left[\frac{k_{p-di}}{k_H} \right]_{dis}$ Corrected statistically = 1.07 ± 0.025

Table 20. Relative rates of disappearance of p-cyano-t-butylbenzene to t-butylbenzene.

 Conditions: 1/6 hour at 70°C.
Mmoles SO₂Cl₂: 5.45Mmoles C₆H₅Cl: 2.54

Mmoles peroxide: 0.02

C₆H₅(C₄H₉) -- t-butylbenzeneCNC₆H₄(C₄H₉) -- p-cyano-t-butylbenzene

Run	Compound	Mmoles initial	Mmoles final	% rx.	$\left[\frac{k_{\text{p-CN}}}{k_{\text{H}}} \right]_{\text{dis}}$
1	C ₆ H ₅ (C ₄ H ₉)	2.48	0.930	62.5	0.461
	CNC ₆ H ₄ (C ₄ H ₉)	2.52	1.57	37.6	
2	C ₆ H ₅ (C ₄ H ₉)	2.48	0.870	64.9	0.505
	CNC ₆ H ₄ (C ₄ H ₉)	2.52	1.48	41.1	
3	C ₆ H ₅ (C ₄ H ₉)	2.48	1.05	57.7	0.502
	CNC ₆ H ₄ (C ₄ H ₉)	2.52	1.64	35.0	
4	C ₆ H ₅ (C ₄ H ₉)	2.48	0.951	61.7	0.539
	CNC ₆ H ₄ (C ₄ H ₉)	2.52	1.50	40.3	
5	C ₆ H ₅ (C ₄ H ₉)	2.48	1.11	55.4	0.499
	CNC ₆ H ₄ (C ₄ H ₉)	2.52	1.68	33.2	

$$\text{Average } \left[\frac{k_{\text{p-CN}}}{k_{\text{H}}} \right]_{\text{dis}} = 0.501 \pm 0.017$$

Table 21. Relative rates of disappearance of phenyl p-t-butylbenzoate to t-butylbenzene.

Conditions: 1/4 hour at 70°C						
Mmoles SO ₂ Cl ₂ : 4.95						
Mmoles C ₆ H ₅ Cl: 2.15						
Mmoles peroxide: 0.02						
C ₆ H ₅ (C ₄ H ₉) -- <u>t</u> -butylbenzene						
PhOOC ₆ H ₄ (C ₄ H ₉) -- phenyl <u>p-t</u> -butylbenzoate						
Run	Compound	Mmoles initial	Mmoles final	% rx.	$\left[\frac{k_{p\text{-COOPh}}}{k_H} \right]_{\text{dis}}$	
1	C ₆ H ₅ (C ₄ H ₉)	2.50	1.15	54.1		
	<u>p</u> -C ₆ H ₅ OOC C ₆ H ₄ (C ₄ H ₉)	1.48	0.859	41.9	0.699	
2	C ₆ H ₅ (C ₄ H ₉)	2.50	0.919	63.2		
	<u>p</u> -C ₆ H ₅ OOC C ₆ H ₄ (C ₄ H ₉)	1.48	0.702	52.5	0.746	
3	C ₆ H ₅ (C ₄ H ₉)	2.50	0.800	68.0		
	<u>p</u> -C ₆ H ₅ OOC C ₆ H ₄ (C ₄ H ₉)	1.48	0.653	55.9	0.645	
4	C ₆ H ₅ (C ₄ H ₉)	2.50	0.916	63.4		
	<u>p</u> -C ₆ H ₅ OOC C ₆ H ₄ (C ₄ H ₉)	1.48	0.701	52.7	0.813	
5	C ₆ H ₅ (C ₄ H ₉)	2.50	0.900	64.0		
	<u>p</u> -C ₆ H ₅ OOC C ₆ H ₄ (C ₄ H ₉)	1.48	0.819	44.6	0.578	
Average					$\left[\frac{k_{p\text{-COOPh}}}{k_H} \right]_{\text{dis}} = 0.696 \pm 0.068$	

Table 22. Relative rates of disappearance of p-phenoxy-t-butylbenzene to t-butylbenzene.

Conditions: 1/2 hour at 70°C.

Mmoles SO₂Cl₂: 4.19

Mmoles C₆H₅Cl: 2.62

Mmoles peroxide: 0.02

C₆H₅(C₄H₉) -- t-butylbenzene

PhOC₆H₄(C₄H₉) -- p-phenoxy-t-butylbenzene

Run	Compound	Mmoles initial	Mmoles final	% rx.	$\left[\frac{k_{\text{p-PhO}}}{k_{\text{H}}} \right]_{\text{dis}}$
1	C ₆ H ₅ (C ₄ H ₉)	2.11	1.48	30.0	1.16
	<u>p</u> -C ₆ H ₅ (C ₆ H ₄ (C ₄ H ₉))	1.09	0.719	34.1	
2	C ₆ H ₅ (C ₄ H ₉)	2.11	1.15	45.4	1.21
	<u>p</u> -C ₆ H ₅ OC ₆ H ₄ (C ₄ H ₉)	1.09	0.523	51.0	
3	C ₆ H ₅ (C ₄ H ₉)	2.11	1.20	43.4	1.22
	<u>p</u> -C ₆ H ₅ OC ₆ H ₄ (C ₄ H ₉)	1.09	0.544	50.1	
4	C ₆ H ₅ (C ₄ H ₉)	2.11	1.27	39.9	1.28
	<u>p</u> -C ₆ H ₅ OC ₆ H ₄ (C ₄ H ₉)	1.09	0.566	48.1	
5	C ₆ H ₅ (C ₄ H ₉)	2.11	1.13	46.4	1.24
	<u>p</u> -C ₆ H ₅ OC ₆ H ₄ (C ₄ H ₉)	1.09	0.500	54.1	

Average $\left[\frac{k_{\text{p-PhO}}}{k_{\text{H}}} \right]_{\text{dis}} = 1.22 \pm 0.030$

Table 23. Relative rates of disappearance of m-phenoxy-t-butylbenzene to t-butylbenzene.

Conditions: 1-1/2 hours at 70° C.

Mmoles SO₂Cl₂: 4.17Mmoles C₆H₅Cl: 2.06

Mmoles peroxide: 0.02

C₆H₅(C₄H₉) -- t-butylbenzeneC₆H₅OC₆H₄(C₄H₉) -- m-phenoxy-t-butylbenzene

Run	Compound	Mmoles initial	Mmoles final	% rx.	$\frac{k_{m-PhO}}{k_H}$	dis
1	C ₆ H ₅ (C ₄ H ₉)	2.00	1.46	26.9	2.38	
	C ₆ H ₅ OC ₆ H ₄ (C ₄ H ₉)	1.06	0.504	52.5		
2	C ₆ H ₅ (C ₄ H ₉)	2.00	1.26	37.1	2.35	
	C ₆ H ₅ OC ₆ H ₄ (C ₄ H ₉)	1.06	0.358	66.2		
3	C ₆ H ₅ (C ₄ H ₉)	2.00	1.19	40.6	1.92	
	C ₆ H ₅ OC ₆ H ₄ (C ₄ H ₉)	1.06	0.390	63.2		
4	C ₆ H ₅ (C ₄ H ₉)	2.00	1.26	36.9	3.17	
	C ₆ H ₅ OC ₆ H ₄ (C ₄ H ₉)	1.06	0.247	76.7		
5*	C ₆ H ₅ (C ₄ H ₉)	2.00	1.41	29.5	2.58	
	C ₆ H ₅ OC ₆ H ₄ (C ₄ H ₉)	1.04	0.419	59.7		
6*	C ₆ H ₅ (C ₄ H ₉)	2.00	1.47	36.6	3.18	
	C ₆ H ₅ OC ₆ H ₄ (C ₄ H ₉)	1.04	0.386	62.9		
7*	C ₆ H ₅ (C ₄ H ₉)	2.00	1.30	35.2	2.55	
	C ₆ H ₅ OC ₆ H ₄ (C ₄ H ₉)	1.04	0.542	47.9		

Table 23. continued

Run	Compound	Mmoles initial	Mmoles final	% rx.	$\left[\frac{k_{\underline{m-PhO}}}{k_H} \right]_{\text{dis}}$
8*	$C_6H_5(C_4H_9)$	2.00	1.30	35.2	
	$C_6H_5OC_6H_4(C_4H_9)$	1.04	0.542	47.9	2.55

* Runs 5-8 heated for 1 hour at 70°C. Mmoles SO_2Cl_2 : 4.22;
Mmoles C_6H_5Cl : 2.01.

Average $\left[\frac{k_{\underline{m-PhO}}}{k_H} \right]_{\text{dis}} = 2.50 \pm 0.387$

Table 24. Relative rates of disappearance of p-chloro-t-butylbenzene to p-cyano-t-butylbenzene.

Conditions: 1-1/2 hours at 70° C.

Mmoles SO₂Cl₂: 5.26

Mmoles C₆H₅Cl: 1.98

Mmoles peroxide: 0.02

CNC₆H₄(C₄H₉) -- p-cyano-t-butylbenzene

ClC₆H₄(C₄H₉) -- p-chloro-t-butylbenzene

Run	Compound	Mmoles initial	Mmoles final	% rx.	$\frac{k_{Cl}}{k_{CN}}$	dis
1	CNC ₆ H ₄ (C ₄ H ₉)	3.19	0.913	7.14	1.45	
	ClC ₆ H ₄ (C ₄ H ₉)	1.51	0.247	83.6		
2	CNC ₆ H ₄ (C ₄ H ₉)	3.19	1.03	67.6	1.42	
	ClC ₆ H ₄ (C ₄ H ₉)	1.51	0.306	79.7		
3	CNC ₆ H ₄ (C ₄ H ₉)	3.19	0.846	73.5	1.44	
	ClC ₆ H ₄ (C ₄ H ₉)	1.51	0.222	85.3		
4	CNC ₆ H ₄ (C ₄ H ₉)	3.19	1.01	68.5	1.38	
	ClC ₆ H ₄ (C ₄ H ₉)	1.51	0.309	79.6		

$$\text{Average } \left[\frac{k_{Cl}}{k_{CN}} \right]_{\text{dis}} = 1.42 \pm 0.02$$

$$\left[\frac{k_{Cl}}{k_H} \right]_{\text{dis}} = 0.711 \pm 0.049 \text{ using Eq. 15.}$$