S105
E55
no. 704
Cop. 2

MAY 1984
LIBRARY
OREGON STATE
UNIVERSITY

Results of the Tenth International Winter X Spring Wheat Screening Nursery (1982-1983)

Special Report 704
Agricultural Experiment Station
Oregon State University, Corvallis

The Agency for International Development
U.S. Department of State

The International Maize and Wheat
Improvement Center

CONTENTS

INTRODUCTION		1
RESULTS AND DISCUSSION		1
ACKNOWLEDGMENTS		9
FIGURE 1.	Geographic Locations of Cooperators Receiving the International Winter X Spring Screening Nursery (IWSWSN)	10
FIGURE 2.	Dates of Planting, Heading and Harvest for all Locations Evaluating the IWSWSN	13
TABLE 1.	Table of Cooperators	16
TABLE 2.	Tabulation of Agronomic Characteristics	22
TABLE 3.	Location Tables	257
TABLE 4.	Entries Selected for Yield	326
TABLE 5.	Entries Selected for Earliness	327
TABLE 6.	Entries Selected for Winterhardiness	328
TABLE 7.	Entries Selected for Resistance to *P. striiformis*	329
TABLE 8.	Entries Selected for Resistance to *P. recondita*	330
TABLE 9.	Entries Selected for Resistance to *P. graminis*	331
TABLE 10.	Entries Selected for Resistance to *Septoria tritici*	332
TABLE 11.	Entries Selected for Resistance to *Erysiphe graminis*	333
TABLE 12.	Entries Selected for Superior Agronomic Performance in the Low Rainfall Zone	334
TABLE 13.	Entries Selected for Superior Agronomic Performance in the Intermediate Rainfall Zone	335
TABLE 14.	Entries Selected for Superior Agronomic Performance in the High Rainfall Zone or Under Irrigation	336
APPENDIX I.	Location Tables for data returned from the Ninth through the Sixth IWSWSN	337

INTRODUCTION

The major objective of the wheat screening nursery is to provide a broad base of improved germplasm to cooperators to be used as parents in breeding programs or for direct multiplication as new varieties where adapted selections are identified. A second objective is the surveillance of diseases and insects prevalent in winter cereal regions and the identification of sources of resistance.

The Tenth International Winter X Spring Nursery (IWSWSN) represents the best advanced lines based on observations from preliminary yield trials located at three diverse sites in Oregon and information obtained from observation nurseries in Toluca, Mexico; Manhattan, Kansas; and three locations in Turkey.

This nursery was distributed to 107 cooperators in 48 countries. Seventy-six percent of the cooperators either returned data or provided reasons for their inability to report. Plant quarantine and custom regulations delayed direct receipt of the nurseries by cooperators in several countries. Where such problems exist suggestions by the specific cooperators as to how such importation problems can be avoided would be appreciated.

RESULTS AND DISCUSSION

Alphabetical listing of countries and their respective stations, cooperating scientists, climatological data, and management practices are presented in Table 1. Those cooperators returning data are designated by an asterisk under the column heading DATA. The name of the local check variety is listed in the extreme right hand column for each location.

The code numbers assigned to each cooperator denoted in Table 1 also indicate the approximate location of the experimental site within the respective country in Figure 1. There are fifteen locations at latitudes of 30° or less north and south which grow primarily spring type wheats. However, at several of these locations, the agronomic performance of the spring x winter material has been particularly promising. These fifteen lower latitude locations are also interested in screening diverse germplasm for resistance to disease complexes, especially the three rusts, to incorporate into locally adapted cultivars. Seven of these locations, such as Bethlehem, South Africa (68), and Puno, Peru (63), located at high altitudes, are subject to occasional frost and freezing temperatures either injuring the plants or sterilizing the floral parts before anthesis.

The growing season for each location receiving the nursery is listed graphically and as the total number of months in Figure 2. Elevation in

meters is also included. The approximate date of heading for the local check variety is denoted on the growth line at each location. Approximately 10 percent of the locations have a growth cycle less than 6 1/2 months. Genetic diversity in the germplasm is essential to provide entries of interest to these locations having extremes in environment. The locations having growth cycles less than 6 1/2 months, Sichuan, The People's Republic of China (Loc. 21), Passo Fundo, Brazil (12), and Santa Catalina, Ecuador (32), are primarily interested in early maturity and resistance to stripe rust, Septoria, and powdery mildew diseases. Less than three hours difference exists between the summer and winter daylengths at these locations, therefore, daylength insensitive germplasm is preferred. Locations having growth cycles longer than 10 1/2 months, such as Gembloux, Belgium (10), La Combe, Canada (15), Laval, Canada (17), Laski, Poland (65), and Jokoinen, Finland (34), desire good levels of winterhardiness in the germplasm and the most commonly reported disease observations are for Septoria species. There is a gradual increase in average daylength from winter to summer from 8 to 16.5 hours for the former three locations near 50 N latitude and from 6 to 18.7 hours for the latter location at 60 N latitude. Forty percent of the locations evaluating the screening nursery have growing seasons from 6 1/2 to 8 1/2 months. Another forty percent have growing seasons from 8 1/2 to 10 1/2 months.

Data returned to OSU are reported by entry number and location code number in Table 2. Data for entry 5, the local check, are tabulated for each specific location in Table 2; however, the check was used only for comparison and not included in the overall summary. Seed type (HR = Hard Red, HW = Hard White, SR = Soft Red, SW = Soft White) of each entry is listed in the first column of the data section in Table 2. Grain yield is reported in kilograms per hectare (Kg/ha). Yield of a given entry is listed as the percent of the local check. Seed density has been measured either as test weight recorded in kilograms per hectoliter (Kg/hl) or 1000 kernel weight in grams. Plant height is reported in centimeters (cm). Lodging is noted as the percentage of leaning or fallen tillers in the plot. Days to flowering are computed from January 1. Rust disease (Puccinia sp.) data are reported according to modified Cobb's scale unless otherwise indicated by the cooperator. Leaf blotch (Septoria sp.) and powdery mildew (Erysiphe gr. tri.) are reported on a zero-to-nine scale with nine being the most susceptible. Stand establishment is noted as percent of stand in the fall. Winterhardiness is noted as the percent survival recorded in the spring. The selection (SEL) column is provided for the cooperator to note those entries which were advanced into their respective breeding programs. These entries may have been chosen for advancement to yield trials or for possible parental use. A number of cooperators also reported on other characteristics. These are listed in the miscellaneous (MISC) column according to a code which can be identified by referring to the comments on the appropriate table; for example, Table 3-19 where 19 refers to the location code for Santiago, Chile, in Table 1.

A maximum of 25 lines selected for overall agronomic performance at each location are listed in the location tables (Table3-xx). Superior performance is determined by assigning weighted percentage values to each of the characteristics reported and ranking them within locations. Emphasis is placed on earliness, winterhardiness, and resistance to diseases. Percentage values assigned to each of the characters can be

found in Table A.

TABLE A. WEIGHTED PERCENTAGES USED IN IDENTIFYING SUPERIOR LINES IN THE SCREENING NURSERY

Character	Weighted Percentage	
Yield	15	
Days to Flower	30	
Winterhardiness	24	
Lodging	1	
Disease Resistance	30	
a) *Puccinia striiformis*		(6)
b) *Puccinia recondita*		(6)
c) *Puccinia graminis tritici*		(6)
d) *Septoria spp.*		(6)
e) *Erysiphe graminis tritici*		(6)
Total	100	

Each location is evaluated from the data reported for selected traits. If a particular location (Table 3-xx), for example, reports only yield, days to flower and stripe rust, then these are the only characters weighted to determine the superior agronomic performance of the line at that location. Traits such as test weight, plant height, and stand establishment would not be included in weighted percentages. Characters that were included for weighting are indicated by an asterisk (*) above the appropriate column on each location table. Information relative to the specific management of each nursery is also included along with general comments provided by each cooperator.

Many of the locations returned information on several of the same characteristics for all entries. Therefore, it was possible to identify 25 lines which demonstrated superior yield potential (Table 4), earliness (Table 5), and winterhardiness (Table 6). The most disease resistant lines were also identified at several locations for stripe rust (Table 7), leaf rust (Table 8), stem rust (Table 9), leaf blotch (Table 10), and powdery mildew (Table 11).

Tables 12, 13, and 14 identify the 25 lines of the Tenth IWSWSN which were selected for their superior performance under low (<400 MM), intermediate (400 to 650 MM) and high (>650 MM) rainfall and/or irrigation respectively. Within each of these rainfall zones, the agronomic performance of a line was evaluated on the basis of yield, earliness, winterhardiness, lodging resistance, and disease reaction on a weighted percentage as previously discussed. The data presented in Tables 4 through 14 are, in each instance, the minimum and maximum observations over the number of locations weighted. For example, in Table 4, entry 52 had a minimum yield of 94 Kg/Ha and a maximum of 9324 Kg/Ha from 25 locations reporting yield values for this nursery. This entry had the highest average yield ranking of all entries and thus is listed first.

There are several entries in the Tenth IWSWSN that were identified as

superior for several characters and rainfall zones. Table B lists those entries that occurred four or more times in summary Tables 4-14. These and other selections will be discussed under the following subheadings: 1) yield, earliness, and winterhardiness; 2) resistance to diseases; 3) adaptation to different rainfall zones; and 4) selections advanced by cooperators.

1) Yield, Earliness and Winterhardiness

Yield response based on non-replicated trials is simply an indicator of the adaptation of the entries to specific environments when compared to the local check variety. There are a number of agronomic and disease characteristics that can be visually assessed to assist in evaluating the adaptation of a cultivar to an environment, however the yield of grain is the culmination of all of these observations. Lack of maximum yield can be attributed to the major limiting factors noted from earlier observations. The highest ranked entry 52, KRF/CDL, for yield in Table 4 was also selected for earliness, resistance to stripe rust, leaf rust, and powdery mildew and superior agronomic performance in the low, intermediate, and high rainfall zones as shown in Table B. This line is a good example of the wide adaptation available in the germplasm derived from winter x spring crosses.

Earlier maturing winter and facultative wheat varieties are being sought for wheat-growing regions worldwide that experience drought stress from limited spring and summer rainfall. Also there is an increasing demand for food production on limited arable land resulting in the practice of multiple cropping which again requires a short cycle wheat crop. Introductions from several of the countries practicing multiple cropping, such as The People's Republic of China, Japan, and South Korea, are being used extensively in winter x spring single and three-way crosses to combine earliness with adequate levels of winterhardiness or frost tolerance. Segregating populations from these crosses are being evaluated in F_1 through F_4 generations and selections should be included in the IWSWSN within two or three years. There has been a concerted effort during the past three years to select early lines from the F_5-F_7 generations for inclusion in the screening nurseries. Average heading dates of the entries in the Ninth and Tenth IWSWSN selected for superior performance at several locations were compared with similar selections in the Seventh and Eighth IWSWSN. Earliness in the Ninth and Tenth IWSWSN has been advanced by 7 to 10 days compared to the averages of the Seventh and Eighth IWSWSN. Eleven of the 21 cultivars listed in Table B were selected for earliness and adaptation to at least two rainfall zones. Entries 52, 61, and 63 are of particular interest to those cooperators desiring high yield potential and a shorter crop cycle. Earliness is expressed by the sib lines of five crosses as noted in Table 5 (entries 54, 55, and 56; 16, 34, and 35; 13 and 33; 46 and 64; and 24 and 25). Six of these entries are also included in Table B because of their good performance for other characters. There were approximately 50 locations reporting days to flowering for this nursery which provided an opportunity to select the earliest entries across very diverse environments. The most common winter and spring parents in Table 5 were Roussalka (RSK) and Ciano/Gallo (CNO/GLL) occurring in 5 and 6 crosses respectively. These parents were also common in the earliest entries of the previous screening nursery.

TABLE B. CULTIVARS OCCURRING THREE OR MORE TIMES IN THE SUMMARY TABLES 4 THROUGH 14

ENTRY NO.	PEDIGREE	NO. TIMES SEL.	CHARACTERS[1] YIELD	DAYS TO FLOWER	WINTERHARDINESS	STRIPE RUST	LEAF RUST	STEM RUST	SEPTORIA SP.	P. MILDEW	ZONES LOW MOISTURE	INTER. MOISTURE	HIGH MOISTURE
13	MZL/TI	4		X							X	X	X
25	TH*6/KF//LEE*6/KF/3/CAL/4/ALD S	5		X			X				X	X	X
39	ORE F1-158/FLD//BLO S[2]	5					X	X	X		X		X
41	ORE F1-158/FLD//BLO S[2]	5				X	X	X	X				X
47	CO72-4085/PLO	4		X				X			X	X	
52	KRF/CDL	8	X	X		X	X			X	X	X	X
54	RSK//CNO S/GLL[2]	4		X			X				X	X	
55	RSK//CNO S/GLL[2]	5		X				X			X	X	X
56	RSK//CNO S/GLL[2]	5		X		X					X	X	X
57	HIM//KAL/BB	5				X	X	X	X	X			
58	TAST/ANZA	4	X				X	X					X
61	7C/6720//MGP	4	X	X							X	X	
63	SDY/T-RESEL	6	X	X			X				X	X	X
64	CO72-4093/TOB	7		X	X		X	X			X	X	X
65	7C/CNO//CAL/3/CNO S/PJ62//GLL	4		X			X	X				X	X
66	KOL/PMF/3/7C//CNO/CAL/4/CLEO	5	X		X	X						X	X
70	BEZ2B/CGN	5	X		X	X						X	X
73	BEZ//CNO S/GLL	4		X							X	X	X
78	BEZ//TOB/8/56/3/ALD	4			X			X			X		X
127	TJB 368-268/YMH	5	X		X	X			X	X			
148	COFN/BEZ//SU92/CI13645 /3/NAI/4/EMU/5/CB74472	5				X	X	X	X	X			

[1]Characters from left to right correspond to those listed in Tables 4 through 14.

[2]Sib lines

Based on the general descriptions of weather conditions from many cooperators, the 1982-83 crop season was milder than the previous season. There were only 15 locations reporting winter damage for the Tenth IWSWSN compared to 21 locations for the Ninth nursery. The only severe winter injury occurred at Jokioinen, Finland (location 34) and Laval, Quebec, Canada (location 17). A uniform covering of ice over the wheat nursery for two months at Laval, Quebec, Canada, caused severe stresses of cold and possible suffication to the plants. Additional stresses caused by excess rain in May, heat and drought in June, and severe attack of Barley Yellow Dwarf Virus (BYDV) significantly reduced total production potential. Screening for winterhardiness was also intermediate to good in Belgium (10), China (23), Hungary (43), South Korea (51), Syria (72), and Kansas, USA (86). Entries 73 and 17 performed best under these stresses and entry 73 was also selected for earliness and adaptation to the three rainfall zones as observed in Table B. Sister selections, entries 155 and 156, having a winter parent V 6707, expressed high levels of winterhardiness as noted in Table 6.

2) Resistance to Diseases

All cooperators presently receiving the IWSWSN have returned observations for at least one, and often two or three, of the rust species *P. striiformis*, *P. recondita*, and *P. graminis tritici*. If a line is to have wide adaptation for commercial production, it must contain an acceptable level of resistance for the three rusts. There were three lines (entries 41, 57, and 148) in the Tenth IWSWSN that had adequate resistance to be listed for each of the three rusts in Table B. Sib lines 39 and 41 were also noted in Table B for their combined resistance to leaf rust, stem rust and *Septoria* sp. Resistance to stripe rust was noted for three sister selections, entries 30, 134, and 135, in Table 7. The latter two sisters (134,135) were also selected for resistance to leaf rust in Table 8.

Mild winter temperatures and ample spring moisture, reported for the 1982-83 crop season by a high percentage of the cooperators, provided good conditions for development of the *Septoria* species and powdery mildew. Approximately 13 locations returned data for each of these diseases. There were three cultivars, entries 57, 127, and 148, that were selected for their response to both *Septoria* and powdery mildew. Parental materials received from the Cambridge Plant Breeding Institute in Great Britain contributed significantly to powdery mildew resistance as TJB selections are found in seven of the most promising lines (Table 11).

3) Adaptation to Different Rainfall Zones

Consideration of the relative agronomic performance of all entries over all locations reporting gives an expression of the general adaptation of the germplasm. Locations have been divided into three zones for more realistic comparisons of the characters being measured. In contrast to previous years, there were no major differences between the three zones for days to flower, disease resistance, and yield potential. Several of the locations classified in the low rainfall zone (Table 12) reported yield levels of four to six tons per hectare for 22 of 25 entries. There were eight entries (13, 25, 52, 55, 56, 63, 64, 73) in Table B selected for earliness (days to flower) and superior agronomic performance across all

three rainfall zones. There were three additional early entries that were selected in the low and intermediate rainfall zones. This emphasizes the expressed need for earliness in the majority of locations reporting information for the screening nursery. Three sister selections, entries 54, 55, and 56, of the winter x spring cross RSK//CNO/GLL responded well in the three rainfall zones during the 1982-83 crop season. This cross was also represented by well-adapted, earlier sib lines in results of the 1979-80, 1980-81, and 1981-82 screening nurseries (Seventh, Eighth, and Ninth respectively).

4) Selections Advanced by Cooperators

It is helpful to receive information on lines selected for advancement by the cooperators. It is also important to learn how the material is being used by the wheat scientists at each location. We must continually evaluate if the screening nursery is meeting the specific needs across diverse environments. The selected lines (noted as SEL in the Tables) are included in the computer summary program and the most commonly occurring selections for the Tenth IWSWSN are listed in Table C. The number of times each entry was selected and the major strengths are listed for comparison. Some of the most common strengths of the selected lines are earliness, facultative types, leaf and stem rust resistance, and general adaptation among the rainfall zones. Facultative types were identified as heading without vernalization in spring wheat environments at Santa Catalina, Ecuador and Ciudad Obregon, Mexico. Cooperators frequently selected sib lines 24 and 25; 39 and 41 and 54 and 55 as shown in Table C. In addition to these six lines, there are three additional entries that were selected in both Tables B and C.

The genotypes being identified with strengths for specific characters in the screening nurseries are being utilized as parents in new hybrid combinations. The winter x spring genotypes are being crossed to spring cultivars at CIMMYT in Mexico and to winter cultivars at OSU in the USA, respectively. Many of these advanced lines are also included in the working germplasm bank at OSU for future use and to distribute upon requests from cooperators.

TABLE C. ENTRIES SELECTED SEVEN OR MORE TIMES FOR ADVANCEMENT BY COOPERATORS BASED ON THE LISTED CHARACTER STRENGTHS

ENTRY NO.	PEDIGREE	TIMES SELECTED BY COOPERATORS	MAJOR CHARACTER STRENGTHS[1/]
24	TH*6/KF//LEE*6/KF/3/CAL/4/ALD S	11	E,L,Z2,F
39	ORE F1-158/FDL//BLO S	11	L,P,S,Z1,Z3,F
41	ORE F1-158/FDL//BLO S	11	R,L,P,S,Z3,E,F
63	SDY/TI-RESEL	10	Y,E,L,Z1,Z2,Z3
65	7C/CNO//CAL/3/CNO S/PJ62//GLL	9	E,L,P,M,F
69	KVZ/TI	9	R,S,Z3
25	TH*6/KF//LEE*6/KF/3/CAL/4/ALD S	8	E,L,Z1,Z2,Z3,F
33	MZL/TI	8	E,Z2,Z3
37	TAST/ANZA	8	P,E,R,Y,F
44	WRM/2*HUAC	8	P,E,F,M
89	TAST/SPRW S	8	L,Z3,E,M,R
8	RMN F12-71/SKA	7	P,Z2,Z3
17	TJB240-1834/HYS,F_1//RDL/ 6720-7109	7	S,M,W
32	CAR58-182/GNS//KAL/BB	7	Z1,M,F
49	BB/KAL//TJB791-12765	7	Y,R,W,E
53	RSK/AZ	7	E,Z2,Z3,F
54	RSK//CNO/GLL	7	E,L,Z1,Z2,F
55	RSK//CNO/GLL	7	E,P,Z1,Z2,Z3
64	CO/72-4093/TOB	7	E,W,L,P,Z1,Z2,Z3
75	JUP/6/2*PCHU/4/KT54A/N10B// KT54B/3/NAR/5/HN4	7	E,M,S,F
119	AU//MIN/HK/3/38MA/4/YMH/ERA	7	W,P
121	H68-406/YMH	7	L,S,M
134	HN4/4/KT54A/N10B//KT54B/3/NAR/ 5/TZPP/PL//7C	7	P,R,F
172	HUAC/TJB370-491	7	M,Y,R,F

1/ Y=Yield, E=Earliness, W=Winterhardiness, R=Stripe Rust, L=Leaf Rust, P=Stem Rust, S=Septoria, M=Powdery Mildew, F=Facultative type, Z1=Low Rainfall Zone, Z2=Intermediate Rainfall Zone, Z3=High Rainfall and Irrigation Zone.

APPENDIX

There were six results booklets from previous years that have been included in the Appendix. The number of each screening nursery is noted in the upper right hand corner. Data are reported as a summary of the top 25 lines.

ACKNOWLEDGEMENTS

The excellent cooperation of all cooperators throughout the world who carefully evaluated the entries in the nursery and returned data is greatly appreciated. It is only through this continued interest and cooperation that the objectives of the nursery can be realized.

Support for the International Winter X Spring Wheat Improvement Program is provided by the United States Agency for International Development (USAID) and its participation is gratefully acknowledged.

FIGURE 1. GEOGRAPHIC LOCATIONS OF COOPERATORS RECEIVING THE IWSWSN.

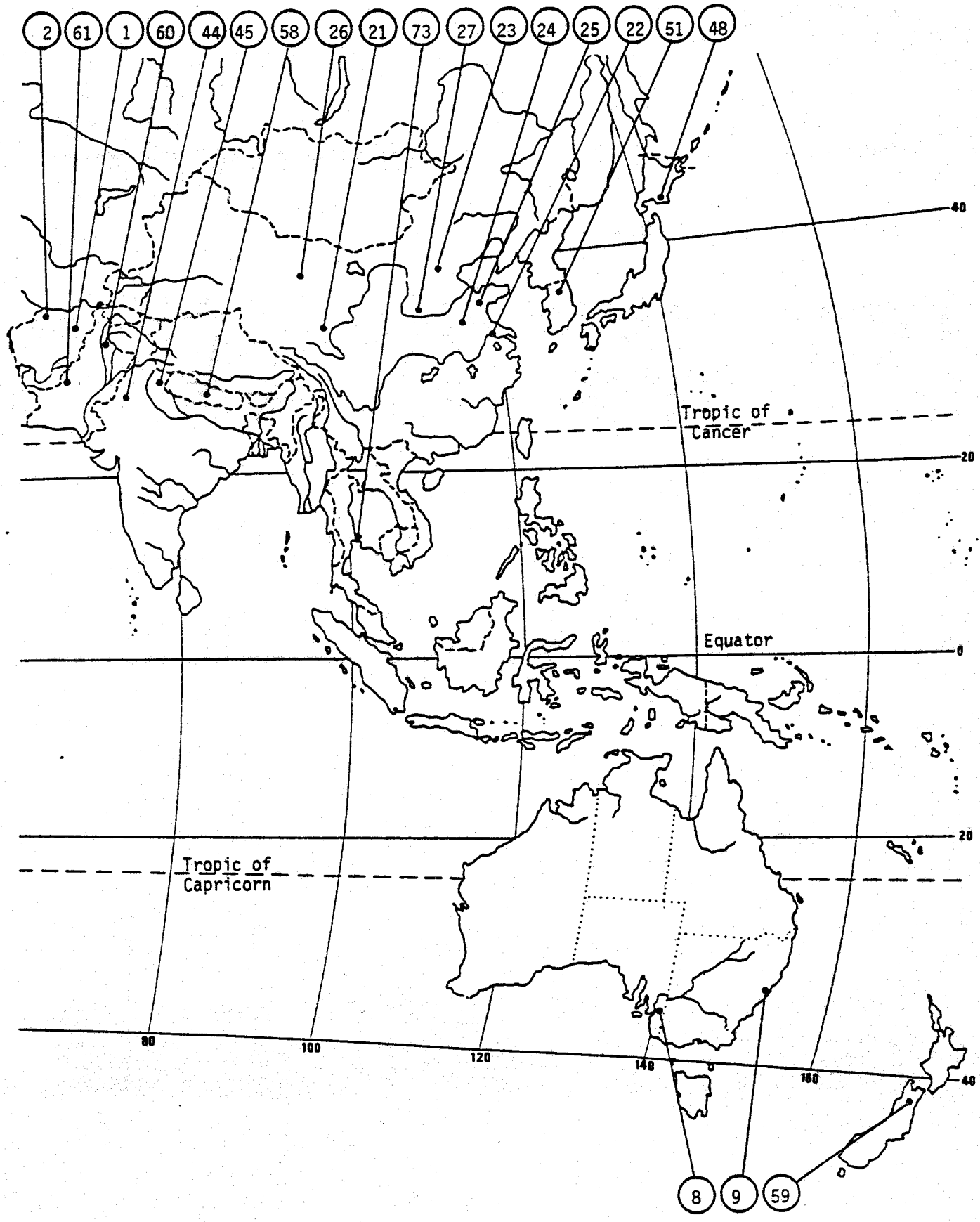

FIGURE 1. (CONTINUED)

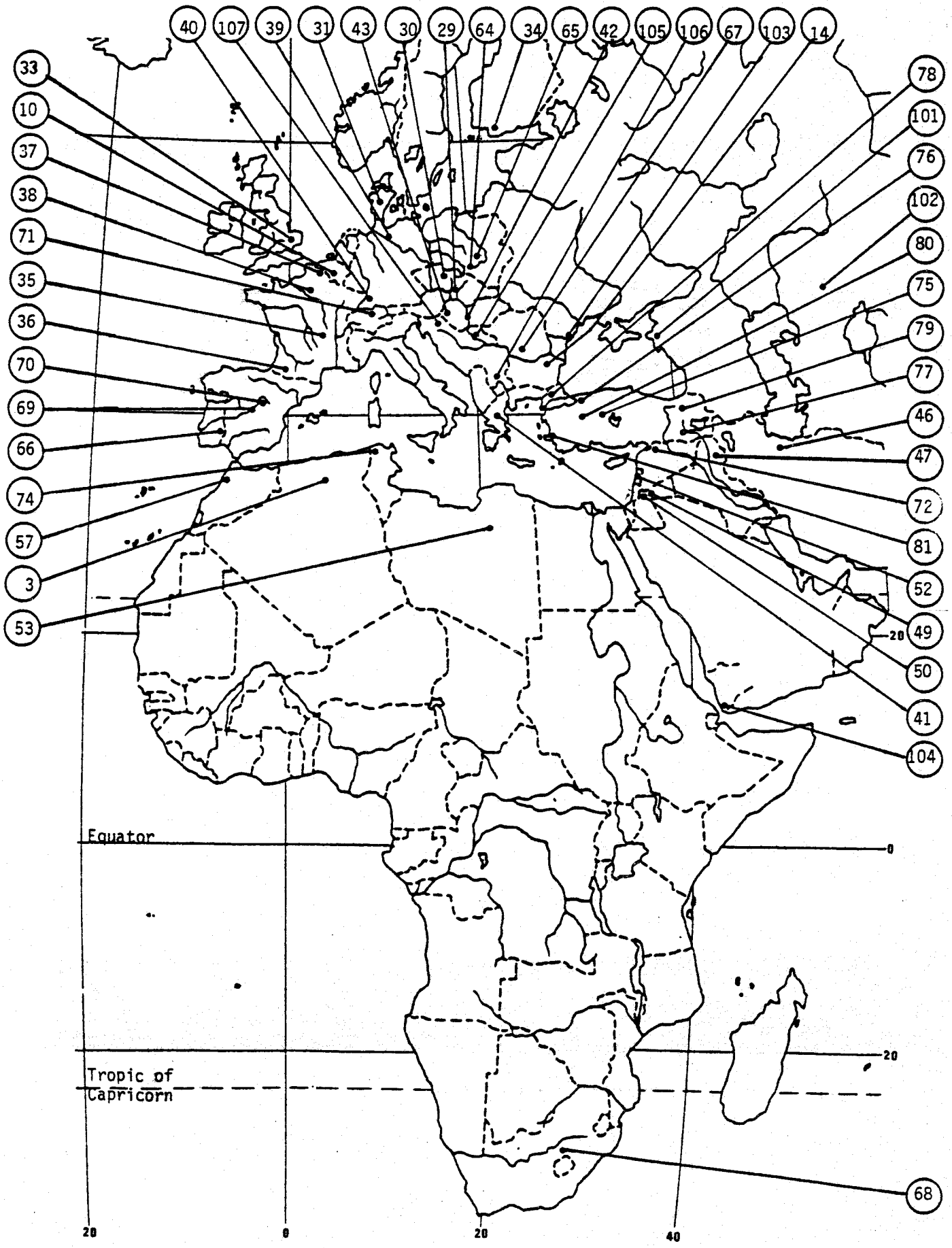

FIGURE 1. (CONTINUED)

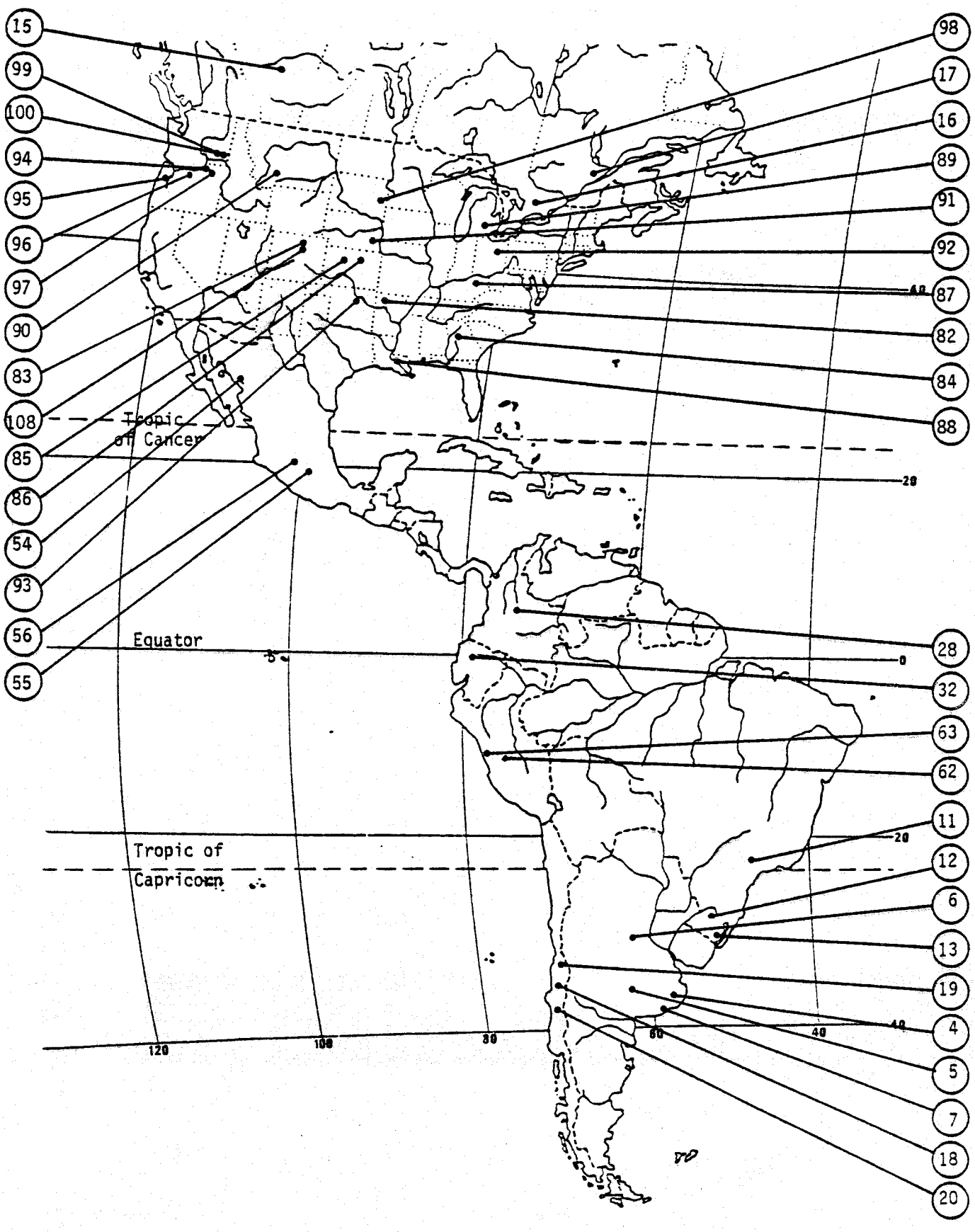

FIGURE 2. DATES OF PLANTING, HEADING AND HARVEST FOR ALL LOCATIONS EVALUATING THE IWSWSN.

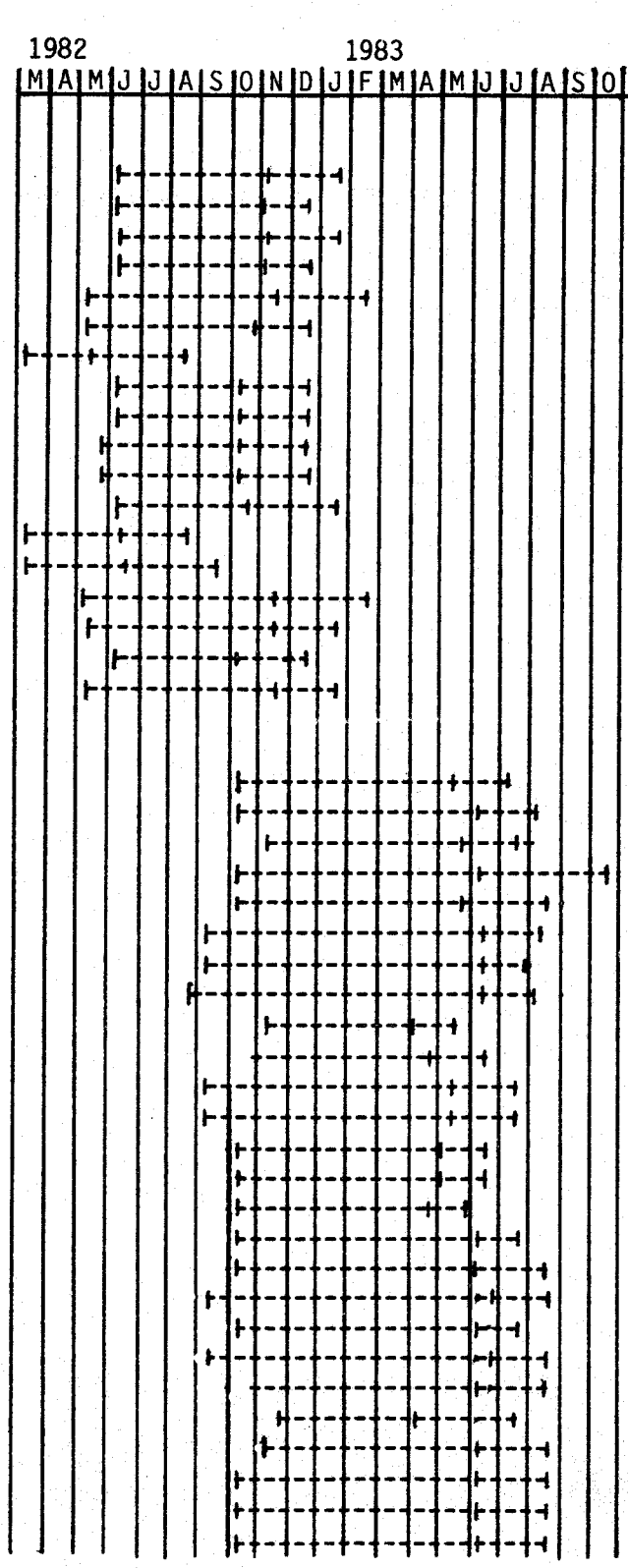

LOCATIONS	LENGTH OF SEASON (MOS)	ELEV (M)
Southern Locations		
Argentina, Balcarce (4)	7	130
Argentina, Bordenave (5)	6.5	212
Argentina, Marcos Juarez (6)	7	110
Argentina, Criadero Buck (7)	6.5	72
Australia, Roseworthy (8)	8.5	--
Australia, Sidney (9)	7.5	121
Brazil, Campinas (11)	4.5	600
Brazil, Passo Fundo (12)	6	684
Brazil, Pelotas (13)	6	30
Chile, Chillan (18)	6.5	21
Chile, Santiago (19)	7	625
Chile, Temuco (20)	7	20
Columbia, Bogota (28)	5	2640
Ecuador, St. Catalina (32)	6	305
New Zealand, Christchurch (59)	9	11
Peru, Puno (63)	8	1800
South Africa, Bethlehem (68)	6.5	1631
Peru, Huancayo (62)	8	3325
Northern Locations		
Afghanistan, Kabul (1)	9	1825
Afghanistan, Kunduz (2)	9.5	450
Algeria, Setif (3)	8	1085
Belgium, Gembloux (10)	11.5	180
Bulgaria, Tolbuhin (14)	10.5	236
Canada, LaCombe & Olds (15)	11	853
Canada, Ontario, Guelph (16)	10.5	380
Canada, Quebec, Laval (17)	11.5	31
China, Chengdou-Sichuan (21)	6	300
China, Nanjing (22)	7.5	19
China, Beijing (23)	10	54
China, Shi-Jia-Zhuang (24)	10	--
China, Taian-Shandong (25)	8	129
China, Wugong-Shaanxi (26)	8	450
China, Zhengzhou (27)	7.5	81
Czechoslovakia, Bucany (29)	9.5	350
Czechoslovakia, Leninovatr. (30)	10	--
Denmark, Odder (31)	11	20
England, Cambridge (33)	9	20
Finland, Jokioinen (34)	11.5	92
France, Clermont-Ferrand (35)	10	329
France, Lescar (36)	7.5	60
France, Lille (37)	9.5	110
France, Versaille (38)	10	118
Germany W., Hamburg (39)	10	20
Germany W., Rastatt (40)	10	150

FIGURE 2. (CONTINUED)



LOCATIONS	LENGTH OF SEASON (MOS)	ELEV (M)
Greece, Thessaloniki (41)	8	10
Hungary, Martonvasar (42)	9.25	150
Hungary, Szeged (43)	9	80
India, Kashimir (44)	7.75	2800
India, Nainital (45)	7.75	1000
Iran, Karaj (46)	8	1300
Iraq, Bakra-Jo (47)	8	700
Japan, Hokkaido (48)	10.25	196
Jordan, Amman (49)	7.50	980
Jordan, Shobak (50)	7	1300
Korea, Suewon (51)	8.75	37
Lebanon, Tel-Amara (52)	8	950
Libya, Bengazi (53)	8	50
Mexico, Ciano (54)	6.5	40
Mexico, Toluca (55)	8	2640
Mexico, Campo-Bajio (56)	8.25	1765
Morocco, Annoceur (57)	8	1345
Nepal, Katmandu (58)	8	2000
Pakistan, Nowshera (60)	8	905
Pakistan, Quetta (61)	8	3325
Poland, Krakow (64)	10	280
Poland, Laski (65)	11.5	100
Portugal, Elvis (66)	7.25	208
Romania, Fundulea (67)	9	66
Spain, Madrid (69)	8	700
Spain, Guadajira (70)	7.5	200
Switzerland, Zurich (71)	10	445
Syria, Aleppo (72)	7.25	282
Tunisia, Kef (74)	8.75	300
Turkey, Ankara (75)	9	1055
Turkey, Adapazari (76)	7.50	33
Turkey, Diyarbakir (77)	8.50	660
Turkey, Edirne (78)	7.75	40
Turkey, Erzurum (79)	9	1870
Turkey, Eskisehir (80)	9.75	789
Turkey, Izmir (81)	7.75	20
USA, AR (82)	10	427
USA, CO (83)	10.25	1610
USA, GA (84)	6	875
USA, KS - Ft. Hays (85)	10	609
USA, KS - Manhattan (86)	10	335
USA, KY (87)	10	1000
USA, LA (88)	5.75	6
USA, MI (89)	11	270
USA, MT (90)	11	1368
USA, NE (91)	9.75	360
USA, OH (92)	9.75	1035
USA, OK (93)	10	270

FIGURE 2. (CONTINUED)

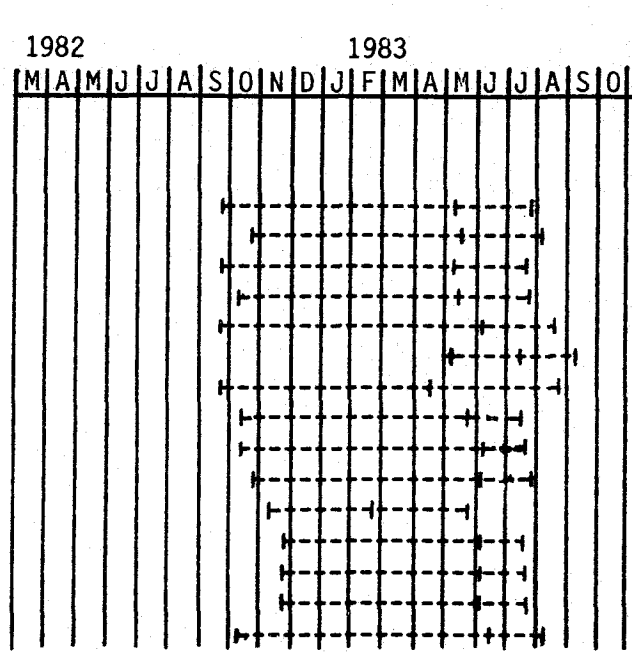

LOCATIONS	LENGTH OF SEASON (MOS)	ELEV (M)
USA, OR - Hermiston (94)	10.25	624
USA, OR - Hyslop (95)	9.75	68
USA, OR - Moro (96)	10.25	187
USA, OR - Pendleton (97)	9.75	454
USA, SD (98)	11	491
USA, WA - Spring Plt. (99)	4.25	833
USA, WA - Winter Plt. (100)	11.25	777
USSR, Krasnodar (101)	9	37
USSR, Moskovskaya (102)	9	500
USSR, Odessa (103)	9	42
Yemen, Taiz (104)	6.50	3500
Yugoslavia, Novi Sad (105)	8	84
Yugoslavia, Skopje (106)	8.50	250
Yugoslavia, Zagreb (107)	8.25	116
USA, NAPB (108)	10	1600

TABLE 1. LOCATION OF SCIENTISTS AND THEIR AGENCIES COOPERATING WITH THE 10TH INTERNATIONAL WINTER X SPRING WHEAT SCREENING NURSERY -- 1983

COUNTRY	STATION	CODE	COOPERATOR(S)	SEASONAL RAINFALL MM	ZONE	ELEV M	LATITUDE	LONGITUDE	PLANTED	HARVESTED	APPLIED	DATA	LOCAL VARIETY
AFGHANISTAN	DARUL AMAN RES. STA.	1	A.AYAR,S.SADAT, M.E.ZEERAK	264	3	1825	34°27'N	69°08'E	02/11/82		120N 60P	*	
AFGHANISTAN	KUNDUZ AGR. RES. STA.	2	A.ABDUL AHAD	IRR	3	450	36°32'N	68°53'E	24/11/82		100N 80P	*	AFGHAN 14
ALGERIA	SETIF-IDGC	3	IDGC STAFF		1	1085	34°33'N	64°21'E					
ARGENTINA	BALCARCE	4	R.BEDOGNI, J.BARIFFI		1	130	37°45'S	58°15'W					
ARGENTINA	INTA-EAA BORDENAVE	5	S.GARBINI,J.LOPEZ	283	1	212	37°50'S	63°01'W	30/07/82			*	CHASICO INTA
ARGENTINA	INTA-MARCOS JUAREZ	6	J.NISI,R.CHURIN,J. SALINES,M.GALICH, C.BAINOTTI	310	1	110	32°42'S	62°07'W	28/05/82	10/12/82		*	CHAQUENO INTA
ARGENTINA	CRIADERO BUCK	7	JOSE BUCK SA	371	1	72	38°20'S	59°00'W	31/05/82	15/01/83	18N 46P	*	BUCK PUCARA
AUSTRALIA	ROSEWORTHY AGRIC.COLLEGE	8	G.HOLLAMBY		1		30°10'S	140°05'E					
AUSTRALIA	CASTLE HILL	9	R.A. MCINTOSH	299	1	121	33°44'S	151°10'E	/05/82	/12/82		*	BANKS, HARRIER
BELGIUM	GEMBLOUX	10	J.VANDAM	706	3	180	50°34'N	04°41'E	20/10/82	04/08/83	42N 100P 150K	*	ZEMON
BRAZIL	CAMPINAS	11	C.CAMARGO		3	600	23°22'S	47°52'W					
BRAZIL	CNPT-PASSO FUNDO	12	L.DEL DUCA, P.L.SCHEEREN	1326	3	684	28°15'S	52°24'W	07/06/82	/11/82	72N 56P 40K	*	JACUI
BRAZIL	PELOTAS	13	M.ROCHA		2	30	31°95'S	52°50'W					
BULGARIA	TOLBUHIN	14	N.STAVREVA	130	1	236	43°40'N	28°10'E	23/10/82	15/06/83	50N 150P	*	SADOVO 1
CANADA	LACOMBE AND OLDS	15	D.SALMON,J.HELM		1	923	52°50'N	113°00'W	15/09/82			*	WINALTA, NORSTAR
CANADA	ELORA RESEARCH STATION-ONTARIO	16	L.HUNT,P.MEHTA		3	380	43°39'N	80°25'W	18/10/82	28/07/83	75N 65P 65K	*	FREDRICK
CANADA	UNIVERSITE LAVAL	17	C.ST.PIERRE	1000	3	150	46°52'N	71°13'W	30/08/82	10/07/83	24N 96P 96K	*	ELMO

COUNTRY	STATION	CODE	COOPERATOR(S)	SEASONAL RAINFALL MM	ZONE	ELEV M	LATITUDE	LONGITUDE	PLANTED	HARVESTED	APPLIED	DATA	LOCAL VARIETY
CHILE	QUILAMAPU-CHILLAN	18	L.AGUAYO	1638	2	21	36°31' S	71°55' W	27/05/82	17/01/83	130N 65P	*	LABRIEGO,QU19-77
CHILE	LA PLATINA-SANTIAGO	19	I.RAMIREZ,R.CORTAZAR E.HACKE,O.MORENO, F.RIVEROS	648	3	625	33°34' S	70°38'W	26/05/82		108N 92P	*	TOQUIFEN
CHILE	CARILLANCA-TEMUCO	20	E.HACKE, C.HEWSTONE		3	20	38°41' S	72°25'W	01/07/82	28/02/83	100N 150P	*	TOQUIFEN
CHINA	SICHUAN, CHENGDU	21	H.X.SONG, S.F.SONG	238	1	300	30°70'N	104°08'E	01/11/82	23/05/83	392N 222P	*	76-3
CHINA	TIANG-SU NANJING	22	M.JI-FANG	459	2	19	32°03'N	118°47'E	23/10/82	01/06/83		*	N.JING3,Y.CHOU3
CHINA	BEIJING	23	HENG LI WANG	172	3	54	39°59'N	116°17'E	24/09/82	22/06/83	174N 100P 60K	*	NONG-DA 139
CHINA	SHI-JIA-ZHUANG	24	LUI HONG LING										
CHINA	TAIAN-SHANDONG	25	Q.Q.LI,W.I.PAO, W.N.LIU	175	3	129	36°10'N	117°09'E	06/10/82	11/06/83	198N 31P 15K	*	JI-NAN 13
CHINA	WUGONG-SHAANXI	26	N.KUN	352	1	450	34°32'N	108°20'E	02/10/82	15/06/83	30N 94P	*	
CHINA	HENAN PROV. ACAD. OF AG SCI	27	Z. DA FANG	382	2	81	34°49'N	113°40'E	09/10/82	09/06/83	135N	*	7023
COLOMBIA	BOGOTA	28	M.ZAPATA		1	2640	40°04'N	74°12'E					
CZECHOSLOVAKIA	PRAHA-RUZYNE	29	M.KOVAR	295	2	350	48°35'N	17°40'E	11/10/82	28/07/83		*	SLAVIA
CZECHOSLOVAKIA	LENINOVATR.	30	KOOSPOL, CO.										
DENMARK	PAJBJERGFONDEN-ODDER	31	E.BOLLERUP		3	20	55°98'N	10°05'E					
ECUADOR	INIAP-E.E. SANTA CATALINA	32	INIAP-CIMMYT	900	1	305	00°22'S	78°33'W	20/01/82		100N 180P 31K	*	SHARAGURO S
ENGLAND	CAMBRIDGE	33	J.BINGHAM,J.BLACKMAN		2	20	52°10'N	00°06'E	Nursery lost due to drought and disease				
FINLAND	PLANT BREEDING INSTITUTE	34	R.MANNER		1	92	60°49'N	23°29'E	31/08/82		135N 44P 62K	*	AURA
FRANCE	CLERMONT FERRAND	35	J.KOENIG,M.ROUSSET	475	2	329	47°47'N	03°10'E	27/10/82	09/08/83	100N 70P 70K	*	FIDEL
FRANCE	CACBA-LESCAR	36	CACBA STAFF		2	60	49°25'N	02°50'W	5/10/82	10/08/83	180N 120P 120K	*	FIDEL

COUNTRY	STATION	CODE	COOPERATOR(S)	SEASONAL RAINFALL MM	ZONE	ELEV M	LATITUDE	LONGITUDE	PLANTED	HARVESTED	APPLIED	DATA	LOCAL VARIETY
FRANCE	MONS-EN-PEVELE	37	M.MOMONT,P.POULLARD	617	2	110	50° 34'N	00°43'E	28/10/82	17/08/83	50N 100P 100K	*	FIDEL
FRANCE	CNRA-VERSAILLE	38	P.AURIAU	763	3	118	48°48'N	02°04'W	02/11/82	08/08/83	40N 125P 125K	*	FIDEL
GERMANY, WEST	HAMBURG	39	J.LANGE	684	3	20	54°01'N	10°43'E	25/09/82	03/08/83	180N 120P 120K	*	CARIBO
GERMANY, WEST	RASTATT	40	GOERTZ,GREIMER		2	150	48°50'N	08°25'E					
GREECE	THESSALONIKI	41	S.STRATILAKIS, D.GOGAS	182	1	10	40°38'N	22°57'E	08/12/82	22/06/83	100N 40P	*	VERGINA, DIO
HUNGARY	MARTONVASAR	42	L.BALLA	308	2	150	47°21'N	18°49'E	10/10/82	10/07/83	170N 170P 170K	*	MARTONVASAR 4
HUNGARY	SZEGED	43	Z.BARABAS	291	1	80	47°21'N	20°03'E	11/10/82	04/07/83	100N 100P 100K	*	
INDIA	KASHIMIR	44	A.AUSTIN		2	2800	34°20'N	75°00'E					
INDIA	NAINITAL	45	A.AUSTIN		2	1000	28°05'N	83°10'E					
IRAN	KARAJ CENTRAL RESEARCH STA	46	N.BANI SADR	280	3	1300	50°35'N	58°50'E	03/11/82	18/07/83	120N 60P	*	AZADI
IRAQ	BARKA JO,SULAIMANYA	47	A.ALAKA, A.SMHAMA		3	700	36°05'N	46°05'E					
JAPAN	HOKKAIDO	48	S.OZEKI	633	2	196	43°47'N	143°42'	16/09/82	30/08/83	60N 108P 72K	*	HOROSHIRI KOMOUG
JORDAN	RAMTHA	49	M.DUWAYRI		2	980	32°01'N	35°53'E					
JORDAN	SHOBAK	50	N.KATKHUDA		1	1300	32°35'N	31°30'E					
KOREA	WHEAT AND BARLEY INST.-ORD	51	C.H.CHO	520	1	37	36°19'N	126°59'E	05/10/82	27/06/83	120N 90P 70K	*	CHOKWANG
LEBANON	TEL-AMARA	52	A.ALAMEDDINE		3	950	33°55'N	35°38'E					
LIBYA	ZAHRA EXPT. STA.	53	K.DAHNOUS	350	1	50	32°40'N	12°50'E	15/11/82	28/05/83	250N 150P	*	MUKHTAR
MEXICO	CIUDAD OBREGON	54	S.RAJARAM, CIMMYT BREAD WHEAT STAFF		3	40	27°30'N	109°50'W	Notes taken by OSU team			*	GLENNSON
MEXICO	TOLUC[illegible]	55	CIMMYT BREAD WHEAT		3	2640	19°16'N	99°51'W	07/11/82	10/07/83	100N 80P	*	NR 72-837

COUNTRY	STATION	CODE	COOPERATOR(S)	SEASONAL RAINFALL MM	ZONE	ELEV M	LATITUDE	LONGITUDE	PLANTED	HARVESTED	APPLIED	DATA	LOCAL VARIETY
MEXICO	CAMPO-BAJIO-CIAB-INIA	56	J.L.MAYA, R.BARCENAS		3	1765	20°32'N	100°49'W					
MOROCCO	ANNOCEUR	57	M.JLIBENE	330	1	1345	34°30'N	04°40'W	01/01/83			*	NASMA
NEPAL	CROP RESEARCH DIVISION	58	CEREAL RES. TEAM		3	2000	27°48'N	85°15'E					
NEW ZEALAND	CROP RES. DIV.-CANTERBURY	59	D.WRIGHT	442	2	11	43°38'S	172°30'E	10/05/82	01/02/83		*	KOPARA
PAKISTAN	PIRSABAK,NOWSHERA	60	CEREAL RESEARCH TEAM		3	905	34°00'N	72°00'E					
PAKISTAN	QUETTA	61	CEREAL RES. TEAM										
PERU	JUNIN-EL MANTARO	62	J.CALDERON, J.MANDUJANO	25	3	3325	12°04'S	75°12'W	27/04/82	15/02/83	50N 50P 20K	*	UNC-2, UNC-3
PERU	PUNO	63	M.ROMERO-LOLI		1	1800	15°90'S	70°05'W	Received 6,7,8, and 9th IWSWSN				
POLAND	POLANOWICE	64	T.RUEBENBAUER	461	2	280	50°20'N	20°20'E	05/10/82	06/08/83	80N 100P 140K	*	GRANA
POLAND	PLANT BREEDING STATION-LASKI	65	T.WOLSKI J.BIATOSKORSKI	370	2	100	51°49'N	21°15'E	27/09/82	02/07/83	110N 202P 180K	*	GRANA
PORTUGAL	ELVAS	66	CEREAL DEPARTMENT	168	3	208	38°53'N	07°09'W	29/10/82	26/07/83	140N 63P 50K	*	MARA
ROMANIA	I.C.C.P.T. FUNDULEA	67	WHEAT BREEDING LAB	294	3	66	44°03'N	24°10'E	15/10/82	02/07/83	120N 80P	*	FUNDULEA 29
SOUTH AFRICA	SMALL GRAIN CNT-BETHLEHEM	68	I.B.J.SMIT	330	1	1631	28°10'S	28°18'E	8/05/82	7/12/82	55N 38P 25K	*	BETTA
SPAIN	CRIDA 05-INIA	69	J.L.MONTOYA	242	1	700	41°42'N	04°43'W			100N 40P 30K	*	MARIUS
SPAIN	LA ORDEN	70	J.MONTERO DE ESPINOSA		1	200	38°49'N	06°39'W					
SWITZERLAND	ZURICH	71	F.WILLENMANN, FRIED H.WINZELER	761	3	445	47°29'N	08°32'E	29/10/82	10/08/83	120N 90P 180K	*	ZENITH
SYRIA	ICARDA-EL HADYA	72	H.TAHIR,G.ORTIZ AND STAFF	322	3	282	36°05'N	36°55'E	16/11/82	29/06/83	100N 60P	*	MEXIPAK
THAILAND	BANGKOK	73	E. SAARI	200	I 3	300	14°40'N	102°00'E	16/10/82	04/02/83	48N 60P	*	
TUNISIA	KEF	74	A.DAALOUL		1	300	36°50'N	08°85'E					

COUNTRY	STATION	CODE	COOPERATOR(S)	SEASONAL RAINFALL MM	ZONE	ELEV M	LATITUDE	LONGITUDE	PLANTED	HARVESTED	APPLIED	DATA	LOCAL VARIETY
TURKEY	ANKARA	75	K.YAKAR, M.KIZILIAN		1	1055	39°41'N	32°39'E	15/09/82				* BEZOSTAJA
							Recorded from notes by W. McCuistion						
TURKEY	ADAPAZARI	76	M.ARICAN		3	33	40°44'N	20°22'E					
TURKEY	DIYARBAKIR	77	A.AYDIN,A.ERTUG FIRAT, M.OZTURK		2	660	37°55'N	40°12'E	21/11/82	09/07/83	60N 60P		* MALABADI
TURKEY	EDIRNE	78	N.HAZAR,B.KIRAL, E.INDELEN,Y.CELIKER	400	2	40	41°40'N	26°34'E	27/10/82	15/07/83	95N 92P		* KIRKPINAR 79
TURKEY	ERZURUM	79	A.KIRAL		2	1870	39°40'N	41°46'E					
TURKEY	ESKISEHIR	80	B.SUZEN	260	2	789	36°45'N	30°45'E	30/10/82	10/08/83	60N 60P		* GEREK 79
TURKEY	IZMIR	81	M.KANBERTAY, P.SOLEN		3	20	38°35'N	27°05'E	15/11/82	13/06/83	120N 60P		* CUMHURIYET 75
USA	ARKANSAS	82	F.COLLINS		3	427	36°00'N	94°00'W					
USA	FT. COLLINS	83	J.S.QUICK		1	1610	40°35'N	105°10'W					
USA	GEORGIA	84	J.JOHNSON		3	875	34°00'N	85°50'W					
USA	KANSAS-FORT HAYS	85	J.MARTIN	700	3	609	38°52'N	99°22'W	28/09/82	03/07/83	45N		* TAM 105
USA	KANSAS-MANHATTAN	86	R.SEARS, G.PAULSEN		3	335	39°20'N	96°44'W	01/10/82	15/07/83	105N 36P 500K		* NEWTON
USA	KENTUCKY	87	D.A. VAN SANFORD	860	3	1000	38°05'N	84°30'W	21/10/82		80N		* DOUBLECROP
USA	LOUISIANA AG. EXPT. STN.	88	L.ANZALONE		2	6	30°32'N	91°09'W					
USA	MICHIGAN	89	E.EVERSON		3	270	42°42'N	84°28'W					
USA	MONTANA	90	A.TAYLOR		2	1368	45°60'N	111°00'W					
USA	NEBRASKA	91	V.JOHNSON,S.KUHR, J.SCHMIDT,C.PETERSON		2	360	40°51'N	96°38'W	25/09/82	20/07/83			* BRULE
USA	OHIO	92	H.N.LAFEVER	22	2	318	40°47'N	81°56'W	12/10/82	22/07/83	79N 108P 108K		* TITAN
USA	OKLA.	93	E.SMITH	550	3	270	36°06'N	97°04'W	05/11/82	23/06/83	35N		* PAYNE

COUNTRY	STATION	CODE	COOPERATOR(S)	SEASONAL RAINFALL MM	ZONE	ELEV M	LATITUDE	LONGITUDE	PLANTED	HARVESTED	APPLIED			DATA	LOCAL VARIETY
USA	HERMISTON	94	M.KOLDING		1	624	45°70'N	119°40'W							
USA	CORVALLIS	95	W.MCCUISTION, W.KRONSTAD	1480	3	68	45° 30'N	23° 30'W	19/10/82	11/08/83	80N	37P		*	STEPHENS
USA	SHERMAN STATION- MORO	96	W.MCCUISTION W.KRONSTAD	439	1	187	45° 29'N	20° 43'W	06/10/82	29/07/83	65N			*	STEPHENS
USA	PENDLETON	97	W.MCCUISTION W.KRONSTAD	608	2	454	45° 30'N	118°26'W	08/10/82	02/08/83	90N			*	STEPHENS
USA	SOUTH DAKOTA	98	F.CHOLICK, K.SELLERS	257	1	491	44° 18'N	96° 22'W	13/05/83	18/08/83	20N	20P	10K	*	CENTA
USA	WASHINGTON STATE UNIV.	99	C.KONZAK		3	833	46°42'N	117°08'W							
USA	WASHINGTON	100	C.PETERSON		2	777	46°42'N	117°08'W						*	DAWS
USSR	KRASNODAR	101	Y.PUCHKOV	356	2	37	45° 00'N	38°55'E	10/10/82	06/07/83	90N	60P	40K	*	
USSR	MOSKOVSKAYA	102	V.GULYAYEV		2	500	55°38'N	36°48'E							
USSR	ODESSA	103	L.SECHNJAK	191	1	42	46°40'N	31° 20'E	14/10/82	13/07/83	90N	60P	60K	*	ODESSKAYA 51
YEMEN	TAIZ	104	ELGHOURI		1	3500	17°20'N	44°30'E							
YUGOSLAVIA	NOVI SAD	105	S.BOROJEVIC		2	84	45°03'N	19°08'E							
YUGOSLAVIA	SKOPJE	106	I.ANGELOV		2	250	42°02'N	21°22'E							
YUGOSLAVIA	ZAGREB	107	Z.MARTINIC		2	116	45°51'N	15°56'E							

TABLE 2. TABULATION OF ALL AGRONOMIC CHARACTERISTICS MEASURED FOR ALL ENTRIES AT ALL LOCATIONS REPORTING RESULTS OF THE 10TH INTERNATIONAL WINTER X SPRING WHEAT SCREENING NURSERY

ENTRY	PEDIGREE	SEED TYPE	LOC	YIELD (KG/HA)	%OF CK	TEST WT OR 1000 KW	PL HT (CM)	LODG (%)	DAYS TO FLOWER	PUC S	PUC R	PUC G	SEPT T	E G T	STAND EST	WNT HDNS (%)	SEL	MISC
1 BOLAL		HR	1				100		146	99S					75			
BOLAL			2	8400	130		135		149				5		95			
			5				95		282	10S	70S	50S						
			6						264									
			7	2966	54	69.3	105		297		90S	70						
			9							50S	40S	70S						
			101				85	20	140		0R			7				
			103	4322	91		110		134		25S			5	68	100		241
			10				112	52	156	1MR			6			70		
			12	162			75		256		70S	10S						7 4 6
			14	3700	13	38.2	83		132		5S			6				3
			15													50		
			16				106									90		
			17													14		1157
			18	2815	55	76.0	115		299	90S								
			19							90S	60S	80S						
			20				095		134								*	
			21	3600	86	39.6	130		99	5MR			5	8				130
			22			32.0	110	60	118	0MR	0MS	0MR		MS				S
			23	5081	126	35.9	119		130	80MS	65S					80		
			25	6032	177	33.8	115	80	125	50MS	25S		7	7	70	100		7
			26				137	99	121		80S		8		83			
			27	5605	91	36.5	108		113	25S								
			29							99S		30S						
			32							20MS								W
			34													0		
			35	7060	112	41.6	120	30	135		50S	0R		3				
			36	5717	88				155	5	4		4	4				
			37	4521	60	45	117	40	156	60S	80VS		4	4				80.9
			38				125		147	80S	40S		8					P
			39	2180	55	46	110	40	148	40S				3	95	100		
			41				115		120		5	20MS						
			42	7424	146		110		135		99	90		8				
			43				125	100	123		80MS			7				
			46	4856	81		105	50	138			20S				100		
			48	3632	74	44.2		70	172		40S					99		
			51	1225	30	42.2	105		139						80	30		35 360
			53	2120	59	73.3	85		88		0R			5				
			54								99S	60S						V
			55				105		170		50S	50S						
			57														*	VS
			59				85		317	99S					50			
			62			70	100		146	80S		40S	7					36
			64	3670	63		105	63	141		99S			4	75	100		

TABLE 2. TABULATION OF ALL AGRONOMIC CHARACTERISTICS MEASURED FOR ALL ENTRIES AT ALL LOCATIONS REPORTING RESULTS OF THE 10TH INTERNATIONAL WINTER X SPRING WHEAT SCREENING NURSERY

ENTRY	PEDIGREE	SEED TYPE	LOC	YIELD (KG/HA)	%OF CK	TEST WT OR 1000 KW	PL HT (CM)	LODG (%)	DAYS TO FLOWER	PUC S	PUC R	PUC G	SEPT T	E G T	STAND EST	WNT HDNS (%)	SEL	MISC
1 CONTINUED																		
			65	4938	67	43	115	10	139		90		8	4		90		8 80.8
			66					40	101						70			
			67	6811	98		95		133									6
			68			78.1	115		140		30S	90S						1 1
			69						147									189
			71	2081	44	29.3	100	80	153	75S	70		9	5		90		6 40
			72	4222	110		115		118	20MS						80		E
			75															VF
			77				90		142									
			78				95		125							70		
			80				100		135			40S						
			81									99S						
			85	3008	79	78	116		144						95	100		
			86				115	90	142		99S					100		2
			87						142		35		7	7				3
			91	4695	62		110		153		0S	5R				93		
			92	2755	82		105	20	150							100		
			93	2189	98				133									2
			95	75	1				122	99S			7					172
			96	60	1													
			97	30				90										
			98								80S	0S						I
2 BEZOSTAJA		HR	1				80		150	25S					85			
BEZOSTAJA			2	5280	81		115		151				6		94			
			5				80		339		40S	30S						
			6						295									
			7	2678	49	69.6	100		301		30MS	90	4					
			9							10S	0R	70S						
			101	3000	60	39.6	75	20	142					8			*	
			103	3238	68		94		136		25S			5	88	100		181
			10				102		158	1R			6			70		
			12	10			80		299		10S	20S						5 7 9
			14	4550	15	40.3	80		134		10MS			6				2
			15													60		
			16				89									95		
			17													28	*	3052
			18	4322	85	82.1	110		306	80S								
			19									90S						
			20				90		142								*	
			21	1800	43	35.2	95		104	1R			3	6				108
			22			32.4	82	50	123		0MR			MS				MS
			23	2380	59	29.6	104		134	5R						99		
			25				95		128	10MS	0R		7	9	77	100		7

TABLE 2. TABULATION OF ALL AGRONOMIC CHARACTERISTICS MEASURED FOR ALL ENTRIES AT ALL LOCATIONS REPORTING RESULTS OF THE 10TH INTERNATIONAL WINTER X SPRING WHEAT SCREENING NURSERY

ENTRY	PEDIGREE	SEED TYPE	LOC	YIELD (KG/HA)	%OF CK	TEST WT OR 1000 KW	PL HT (CM)	LODG (%)	DAYS TO FLOWER	PUC S	PUC R	PUC G	SEPT T	E G T	STAND EST	WNT HDNS (%)	SEL	MISC
2 CONTINUED																		
			26				114	99	126		10MS		9		83			
			27	5141	84	35.6	99		116	10S								
			29							80MS		40S						
			32							1R								W
			34													10		
			35	6090	97	44.6	105	20	144		20MS	0R		3				
			36	5678	87				156	1	1		4	4				
			37	4374	58	49	105	50	159		1R		5	4				79.0
			38				105		152	40S			7				*	FP
			39	2300	59	47	100		144	25MS				3	95	100		
			41				105		124		5	30MS						
			42	4772	94		96		137		99	99		7				
			43				105	100	130		60MS			7				
			46	4422	74		105		140			40S				100		
			48	5481	111	48.6			178		10S					99		
			51	1465	36	43.0	95		138						85	35		32 345
			53	1776	49	71.8	85	30	98					1				
			54								5MR	10S						NV
			55						185		5MS	10S						
			57						130									S
			59				78		316	40MR					50			
			62			73	85		186	10R			3					42
			64	5560	95		90		143		25S			4	100	100		
			65	4238	58	45	95		142		70		8	3		80		8 81.4
			66	4135	100	80.9	93	40	107						65		*	
			67	6978	101		95		134									4
			68			77.4	110		145			5S						8 3
			69						153									189
			71	4000	85	39.8	90	45	156	40MS	30		7	9		100		4 63
			72	4556	119		100		124	10R						90		SP
			77				80		141									
			78				90		127							90		
			80				85		145			40S						
			81									99S						
			85	3336	87	79	100		148						90	100		
			86				93		145		30S					90		3
			87						142		1		7	8				2
			91	4473	59		105		156		0R	70S				97		
			92	3266	97		95		155							100		
			93	1489	66				134									3
			95	95	2	61.4			133	50MS			8					176
			96	88	1	62.8												
			97	73	1	62.6		90					9					
			98								60S	0S						W

TABLE 2. TABULATION OF ALL AGRONOMIC CHARACTERISTICS MEASURED FOR ALL ENTRIES AT ALL LOCATIONS REPORTING RESULTS OF THE 10TH INTERNATIONAL WINTER X SPRING WHEAT SCREENING NURSERY

ENTRY	PEDIGREE	SEED TYPE	LOC	YIELD (KG/HA)	%OF CK	TEST WT OR 1000 KW	PL HT (CM)	LODG (%)	DAYS TO FLOWER	PUC S	PUC R	PUC G	SEPT T	E G T	STAND EST	WNT HDNS (%)	SEL	MISC
3 ANZA		HR	1				65		148	99S					65			
ANZA			2	5600	86		90		150				8		96			
			5				65		310		50S	30S						
			6						253									
			7	4722	86	66.9	82		294		60S	40	8					
			9								OR	80S						
			101	5000	100	35.5	66	0	141		1MS			8			*	
			103	1884	40		65		135		99S			4	70	50		272
			10				80		157				4			50	*	
			12	54			65		251		60S	20MR						7 6 7
			14	3163	11	36.6	67		133		5MR			2				9
			15													0		
			16													0		
			17													0		0
			18	3882	76	78.8	80		295	80S			6					
			19							60S	50S	60S						
			20				75		139								*	
			21	1800	43	24.6	84		96	1R			5	2				112
			22			26.6	76	20	115		0 R			MR				S
			23													0		
			25				70		126	10MS	80MS		7	7	56	40		7
			26				85		118				9		79			
			27	4236	69	30.6	90		113	10S	1MR							
			29									10MR						
			32							30MS								S
			34													0		
			35	6840	108	35.0	90		133		30MS	30MS		5				
			36	5705	88				150	1	3		5	6				
			37	6511	87	38	85	20	154	30MR	99VS		4	5				79.2
			38				90		144		10S		6					FP
			39	2200	56	41	75		145	25MS				3	95	98		
			41				77		116			50MS		2				
			42	985	19		69		136		85	90		8				
			43				75		122		30MR			9				
			46	4969	83		75		139			40S				90		
			48													0		
			51	700	17	37.0	87		145						95			28 235
			53	3264	91	73.3	75		68					1				
			54						E		60S	99S						V
			55						190		30S	30S						
			57						130								*	
			59				70		312	30X	60S				70			
			62			71	60		130	10MR			3					41
			64	1780	30		80		140		99S			4	60	30		

TABLE 2. TABULATION OF ALL AGRONOMIC CHARACTERISTICS MEASURED FOR ALL ENTRIES AT ALL LOCATIONS REPORTING RESULTS OF THE 10TH INTERNATIONAL WINTER X SPRING WHEAT SCREENING NURSERY

ENTRY	PEDIGREE	SEED TYPE	LOC	YIELD (KG/HA)	%OF CK	TEST WT OR 1000 KW	PL HT (CM)	LODG (%)	DAYS TO FLOWER	PUC S	PUC R	PUC G	SEPT T	E G T	STAND EST	WNT HDNS (%)	SEL	MISC
3 CONTINUED																		
			65	3050	41	40	70		139		90		9	4		50		8 79.6
			66					40	99						70			
			67	6062	87		80		133									8
			68			69.5	90		134		10S	10S						9 1
			69	6184	96	54.7			143								*	185
			71	4688	100	33.5	85	60	153	1R	30		9	7		100		5 40
			72	4669	122		80		112	20MS						60		E
			77				70		141									
			78				80		123							40		
			80				65		135	5MS		30S						
			81									99S						
			85	344	9	72	72		144						90	5		
			86													0		
			91													0		
			92				80		153							10		
			93	1644	73				132									3
			95	100	2	58.8			121	20MR			8					172
			96	121	2	64.3												
			97	109	2	62.8		40					7					
			98								20MR	1MR						S
4 ROUSSALKA		HR	1				60		152	99S					80			
ROUSSALKA			2	4080	63		90		148				6		92			
			5				55		319			10S						
			6						266									
			7	2744	50	67.3	80		293		20S	30						
			9								0R	70S						
			101	3500	70	40.0	64	0	137					8			*	
			103	3826	80		75		130					3	72	100		199
			10				78		148				1			80	*	
			12	100			60		263			5MR						6 5 7
			14	3313	11	41.0	60		130		0R			6				0
			15													60		
			16				70									95		
			17													2		132
			18	3015	59	77.8	85		290	80S			6					
			19								5MR	50S						
			20				75		135								*	
			21	1464	35	27.4	91		97	1R			6	0				108
			22			33.5	81	40	113		0MR	0 R		R				S
			23	2499	62	31.1	85		129	1R						99		
			25	3134	92	27.0	85		124	5R	5S		8	3	72	100		7
			26			31.5	98		117				9		90			
			27	4915	80	39.2	85		111	5MS								

TABLE 2. TABULATION OF ALL AGRONOMIC CHARACTERISTICS MEASURED FOR ALL ENTRIES AT ALL LOCATIONS REPORTING RESULTS OF THE 10TH INTERNATIONAL WINTER X SPRING WHEAT SCREENING NURSERY

ENTRY	PEDIGREE	SEED TYPE	LOC	YIELD (KG/HA)	%OF CK	TEST WT OR 1000 KW	PL HT (CM)	LODG (%)	DAYS TO FLOWER	PUC S	PUC R	PUC G	SEPT T	E G T	STAND EST	WNT HDNS (%)	SEL	MISC
4 CONTINUED			29							1R		25S						W
			32							1R						0		
			34															
			35	4760	75	43.9	90		132		0R	40S		3				
			36	3469	53				148	1	2		5	5				79.5
			37	5594	74	52	90		146	40MR	1R		6	4				FP
			38				80		143	5R			7					
			39	3200	81	42	75		147	65S				5	95	100		
			41				90		117			10MS						
			42	4924	97		81		130			85		9				
			43				90		122					7				
			46	4356	73		75		135	10S		25S		3		80		
			48	1833	37	47.4			169		5R					75		
			51	2195	54	40.7	82		134						95	50		50 412
			53	2200	61	73.5	70		87		0R			2				NV
			54								10MR	10S						
			55				80		180		1S	30S					*	S
			57						126									
			59				68		311	5R			9		65			52
			62			72	75		147	5R		80S	3					
			64	4020	69		75		137					2	100	100		
			65	2288	31	46	75		136		80		9	6		85		9 77.7
			66					25	100						70			
			67	8290	120		80		130									5
			68			73.8	85		138			20S						9 3
			69	6412	100	55.5			143								*	188
			71	2719	58	37.6	60	0	148	1R			9	7		100		5 39
			72	4002	104		80		112	20MR						80		E
			75															VF
			77				60		134									
			78				80		121							90		
			80				65		135			30S						
			81									99S						
			85	1393	36	72	85		142						35	90		
			86				85		139		30S					95		3
			87						137		5		9	9				3
			91	4556	61		85		147		0S	30MS				100		
			92	1322	39		75		143							100		
			93	855	38				130									3
			95	74	1				115				9					171
			96	93	2	62.8												
			97	72	1	62.8		60					9					
			98									0S						W

TABLE 2. TABULATION OF ALL AGRONOMIC CHARACTERISTICS MEASURED FOR ALL ENTRIES AT ALL LOCATIONS REPORTING RESULTS OF THE 10TH INTERNATIONAL WINTER X SPRING WHEAT SCREENING NURSERY

ENTRY	PEDIGREE	SEED TYPE	LOC	YIELD (KG/HA)	%OF CK	TEST WT OR 1000 KW	PL HT (CM)	LODG (%)	DAYS TO FLOWER	PUC S	PUC R	PUC G	SEPT T	E G T	STAND EST	WNT HDNS (%)	SEL	MISC
5	LOCAL CHECK		1				80		148	40S					80			
	LOCAL CHECK		2	6480	100		101		148				6		98			
			5				95		319			20S						
			6						272									
			7	5488	100	73.0	110		306		40S	20	3					
			9								0R	10MR						
			101				71	20	140					8				
			103	4768	100		98		136		40S			5	85	100		30L
			10				85		159				4			80		
			12	2430			100		256		10MR	5S		5				4 1 3
			14	4400	15	45.5	71		130		60S			6				1
			15													95		
			16				115									98		
			17													21	*	2788
			18	5056	99	78.8	95		319	5MR	1MS							
			19								5S	30S						
			20				80		144									
			21	5056	120	40.9	84		85				3	4				120
			22			31.0	92	60	112		0MS	0MR		MS				MS
			23	4165	103	30.2	106		128	65MR	10S					99		
			25	3401	100	28.1	83		123	40MS	80S		6	9	78	100		7
			26	9944	100	38.9	99		116		20MS		5		77			
			27	6129	100	39.5	93		105	10MS								
			29							25MR		25MS						
			32							5M								S
			34													95		
			35	6310	100	36.0	100		146		70S	80S		4				
			36	6799	105				156	1	3		3	4				
			37	6052	80	37	90	5	157		99VS		5	2				74.2
			38				90		152		40S		6					FP
			39	3930	100	42	100		159	40MR				5	95	99		
			41				90		117									
			42	5075	100		100		135		99	99		7				
			46	5970	99		95		140	40S		30S		5		95		
			48	4931	100	51.8			175		25S					87		
			51	4470	111	42.0	95		133						100	85		35 525
			53	2864	80	65.5	85		72					6				
			54						E		10MR	1R						V
			57						127								*	VS S
			59				84		325	15R					75			
			62			70	85		126									31
			64	5860	100		95	26	145		99S			4	80	100		
			65	7350	100	42	95	5	147		30		3	2		95		2 79.6
			66					40	102						70			

TABLE 2. TABULATION OF ALL AGRONOMIC CHARACTERISTICS MEASURED FOR ALL ENTRIES AT ALL LOCATIONS REPORTING RESULTS OF THE 10TH INTERNATIONAL WINTER X SPRING WHEAT SCREENING NURSERY

ENTRY	PEDIGREE	SEED TYPE	LOC	YIELD (KG/HA)	%OF CK	TEST WT OR 1000 KW	PL HT (CM)	LODG (%)	DAYS TO FLOWER	PUC S	PUC R	PUC G	SEPT T	E G T	STAND EST	WNT HDNS (%)	SEL	MISC
5 CONTINUED																		
			67	6978	101		80		135									4
			68			80.4	121		143			10S						2 4
			69						147									187
			71	4688	100	28.7	100	20	164	10MR	70		3	3		100		5 E4
			72	3835	100		85		122	30MR						60		E
			77				70		136									
			78	3350	100		90		129							80		
			80				90		135			40S						
			81									10MR						
			85	3868	101	79	96		144						95	100		
			86				95		143		80S					95		3
			87						136		40		8	9				2
			91	7528	100		110		155		0S	30MS				100		
			92	3355	100		92		156							100		
			93	2244	100				133									2
			95	99	100	58.8			142	20MR	0R		7					192
			96	103	100	60.4												
			97	119	100	60.7												
			98								30MS	1MR						S
6	OWW76020 *-03P-2H-0P CD/P101//DRC/3/CLEO/PCH	SW	1				85		152	40S					80			
			2	5760	89		104		156				5		96			
			5				65		333			50S						
			6						305									
			7	2566	47	61.0	111		303		60S	90						
			9								20MR	90VS						
			101				77	0	143					8				
			103	4968	104		85		137		1R			3	88	100		226
			10				96		157	1MR			8			70		
			14	4813	16	34.8	77		131		0R							2
			15													80		
			16				90									98	*	
			17													0		353
			18	4169	82	77.7	95		309	80S								
			19							50S	20S	90S						
			20				80		142								*	
			22			24.7	82	50	124	0MR	0MR	0 R		MS				MR
			23				104		135	10MR	5R					100		
			25				85		130	5MS	10MS		7	9	75	100		8
			26				111	90	125		20MS		8		93			
			27	5688	93	31.2	90		119	1MR								
			29							80S		40S						
			32															W
			34													0		

TABLE 2. TABULATION OF ALL AGRONOMIC CHARACTERISTICS MEASURED FOR ALL ENTRIES AT ALL LOCATIONS REPORTING RESULTS OF THE 10TH INTERNATIONAL WINTER X SPRING WHEAT SCREENING NURSERY

ENTRY	PEDIGREE	SEED TYPE	LOC	YIELD (KG/HA)	%OF CK	TEST WT OR 1000 KW	PL HT (CM)	LODG (%)	DAYS TO FLOWER	PUC S	PUC R	PUC G	SEPT T	E G T	STAND EST	WNT HDNS (%)	SEL	MISC
6 CONTINUED																		
			35	7420	118		105		141		20MS	80VS		5				
			36	6771	104				154	1	2		4	6				
			37	6236	83	35	110	40	157	10R	60S		6	6				73.5
			38				90		152	60S			6					FP
			39				80		158	40MS				7	100	100		
			41				105		126			30MS						
			42				91		140		95	99		8				
			43				100	20	128					7				
			46	5469	91		85		143			30S				95		
			48						177		1R					75		
			51	2360	58	38.3	100		140						100	70		52 265
			53	2400	67	67.5	57		98									
			54								1R	10MS						NV
			55				95		198			40S						
			59				80		320	80X					95			
			62			64	80		191	5R		70S	3					29
			64	3040	52		90	13	143		1R			4	100	100		
			65	4875	66	40	80		141		10		6	1		80		5 77.3
			66					40	105						85			
			67				88		136									6
			68			74.8	111		152		5MS	40S						0 3
			69						152									188
			71	3188	68	27.3	85	30	156	60MS			9	3		100		6 42
			72	4336	113		110		124	10R						70		E
			77				85		149									
			78				90		128							80		
			80				85		140			30S						
			81									99S						
			85	1310	34	73	74		142						10	100		
			86				100		148		70S					50		4
			87						137		1		8	9				3
			91	3320	44		108		156		0S	80S				100		
			92	2911	87		89		155							100		
			93	1689	75				137									4
			95	105	2	57.7			134	50MS			8					183
			96	91	1	59.5												
			97	17				90										
			98															W
7	OWW77580 A -3S-0P HYS/CER.F1//YMH/HYS	SW	1				85		157	25MS					90			
			2	6240	96		117		165				4		95			
			5				45		348		40S							
			6						314									
			7	3811	69	67.8	116		313		70S	80						

TABLE 2. TABULATION OF ALL AGRONOMIC CHARACTERISTICS MEASURED FOR ALL ENTRIES AT ALL LOCATIONS REPORTING RESULTS OF THE 10TH INTERNATIONAL WINTER X SPRING WHEAT SCREENING NURSERY

ENTRY	PEDIGREE	SEED LOC TYPE	YIELD (KG/HA)	%OF CK	TEST WT OR 1000 KW	PL HT (CM)	LODG (%)	DAYS TO FLOWER	PUC S	PUC R	PUC G	SEPT T	E G T	STAND EST	WNT HDNS (%)	SEL	MISC
7 CONTINUED																	
		9								50MS	50S						
		101				71	20	148					3				
		103	3026	63		83		138		40S			5	76	100		24[
		10				116		161				5			70		
		14	2500	9	38.9	77		133		0R							2
		15													80		
		16				94									95	*	
		17													5		657
		18	5336	105	79.4	110		323		70S						*	
		19							50S	5S	20S						
		20				85		147								*	
		22			24.0	100	0	131	0 R				R				MR
		23				98		141		10MS					100		
		25				90		135	5MS	10MS		5	4	73	100		7
		26				115		131	40M			7		85			
		27				84		121	1MR								
		29							40MS								
		32															W
		34													0		
		35	6370	101		105		140		0R	0R		4				
		36	5911	91				160	1	3		3	5				
		37	8803	117	31	125	5	161		99VS		5	4				77.1
		38				100		157		1R		4					FG
		39				100		150	10MS				5	100	100		
		41				95		132									
		42				101		140		99	5		7				
		43				105	20	132		30MR			7				
		46	4802	80		95		150			50S				95		
		48	4623	94	39.2			179		25S					99	*	
		51	1850	46	44.7	53		141						100	70		41 332
		53	1200	33		88	10	108									
		54								40S	1R						NV
		55				85		200		10S	30S						
		59				87		328	1R					75			
		62			72	75		207	1		15S	5					45
		64	7270	124		95	13	145		65S			2	100	100		
		65	4525	62	40	85		145		50		2	1		50		2 80.9
		66					15	117						85			
		67				90		139									5
		68			73.8	104		158		5S	20S						0 2
		69						155									189
		71	4438	95	36.5	90	0	158	1R	70		3	5		100		4 30
		72	5336	139		105		126	10R						80		SP
		77				90		150									

TABLE 2. TABULATION OF ALL AGRONOMIC CHARACTERISTICS MEASURED FOR ALL ENTRIES AT ALL LOCATIONS REPORTING RESULTS OF THE 10TH INTERNATIONAL WINTER X SPRING WHEAT SCREENING NURSERY

ENTRY	PEDIGREE	SEED TYPE	LOC	YIELD (KG/HA)	%OF CK	TEST WT OR 1000 KW	PL HT (CM)	LODG (%)	DAYS TO FLOWER	PUC S	PUC R	PUC G	SEPT T	E G T	STAND EST	WNT HDNS (%)	SEL	MISC
7 CONTINUED																		
			78				80		134							90		
			80				90		150			5MS						
			81								40MS							L
			85	2942	77	71	100		148						75	100		
			86				105		150		60S					100		3
			87								1		6	8				3
			91	3945	52		105		160		0S	70S				100		
			92	2733	81		90		159							100		
			93	855	38				146									3
			95	94	2				143	40MR	80S		8					190
			96	101	2	61.6												
			97	100	1	61.5												
			98															W
8	SWM765614*-09P-1H-0S	SW	1				75		146	40S					70			
	RMN F12-71/SKA		2	6000	93		120		150				6		95			
			5				75		313		10MR							
			6				90		268		25MS	5MS					*	
			7	5877	107	70.7	110		295			1	4					
			9								0R	5R						
			101				77	20	140					8				
			103	3483	73		90		135		1R			5	66	100		233
			10				92		156				1			60	*	
			12	369			80		263		10R						*	448
			14	3500	12	48.0	70		132		0R							4
			15													70		
			16				93									85		
			17													0		0
			18	4536	89	79.2	100		303	80S								
			19								80S	10M						
			20				80		146									
			22			27.2	95	0	118									S
			23	9163	226	29.1	104		131		10MS					100		
			25	3297	97	24.5	100		127	5MS	80MS		7		69	100		
			26	8272	83	34.8	115		123				9		84			
			27				96		115									
			29									1R					*	
			32							1R								W
			34													0		
			35	6870	109		110		151		60S	0R		5				
			36	5606	86				149	1	1		3	2				
			37	7061	94	31	105	40	155		1R		6	3				79.1
			38				100		150	10MS			6					P
			39				100	30	155	40MS				5	95	99		

TABLE 2. TABULATION OF ALL AGRONOMIC CHARACTERISTICS MEASURED FOR ALL ENTRIES AT ALL LOCATIONS REPORTING RESULTS OF THE 10TH INTERNATIONAL WINTER X SPRING WHEAT SCREENING NURSERY

ENTRY	PEDIGREE	SEED TYPE	LOC	YIELD (KG/HA)	%OF CK	TEST WT 1000 KW	PL HT (CM)	LODG (%)	DAYS TO FLOWER	PUC S	PUC R	PUC G	SEPT T	E G T	STAND EST	WNT HDNS (%)	SEL	MISC
8 CONTINUED																		
			41				94		122									
			42				95		135		5	10		8				
			43				105	20	124					7				
			46	5403	90		80		139							60		
			48						173							99		
			51	3060	76	44.3	99		140						100	80		49 500
			53	3600	100	70.0	85		84		2MR			1				
			54								40MS	1R						SV
			55						195		10MS	1S						
			59				83		318	1R					75			
			62			71	85		152				1					46
			64	2700	46		80		140					4	90	100		
			65	3713	51	42	85		138		10		8	1		50		9 81.7
			66					25	105						75			
			67				90		133									6
			68			80.0	102		140								*	1 1
			69						148									187
			71	4375	93	37.2	90	15	154	2R			9	3		100		4 26
			72	4002	104		100		121	20R						70		SP
			77				80		143								*	
			78				90		122							60		
			80				85		135									
			81								30MS	20MS						
			85	2919	76	72	105		152						90	100		
			86				100		144		20MS					95	*	3
			87								5		6	8				4
			91	5278	70		95		154		0R	10MR				100		
			92				90	30	149							100		
			93	1966	88				132									2
			95	95	2				126	20MR			8					174
			96	78	1													
			97	65	1	63.3		50										
			98															W
9	SWM765688*-04P-2P-0P CAR 422/TORIM	SW	1				90		146						70			
			2	6000	93		116	5	150				5		95			
			5				70		310		20S	30S						
			6						253									
			7	5044	92	69.6	120		295		60S	70						
			9								0R	50S						
			101				78	20	140					8				
			103	4225	89		93		133					3	60	100		280
			10				93		152				2			50		
			14	1413	5	34.8	74		132		0R							4

TABLE 2. TABULATION OF ALL AGRONOMIC CHARACTERISTICS MEASURED FOR ALL ENTRIES AT ALL LOCATIONS REPORTING RESULTS OF THE 10TH INTERNATIONAL WINTER X SPRING WHEAT SCREENING NURSERY

ENTRY	PEDIGREE	SEED TYPE	LOC	YIELD (KG/HA)	%OF CK	TEST WT OR 1000 KW	PL HT (CM)	LODG (%)	DAYS TO FLOWER	PUC S	PUC R	PUC G	SEPT T	E G T	STAND EST	WNT HDNS (%)	SEL	MISC
9 CONTINUED																		
			15													10		
			16				81									75		
			17													0		0
			18	3035	59	79.2	105		298	90S								
			19								50M	30S						
			20				85		147									
			22			25.9	95	20	117	0MR				MR				MS
			23				95		132	5MR	5MS					87		
			25	3483	102	24.5	115		123	20MS	10S		7	7	69	100		6
			26			28.2	115		117	10MR			8		76			
			27	4718	77	31.6	92		108	1MR								
			29							80S		20S						
			32							5MR								S
			34													0		
			35	5990	95		110		137		5MR	40S		4				
			36	5384	83				147	1	1		2	3				
			37	6052	80	31	115	20	155		5R		5	5				81.1
			38				100		146	20S			5					G
			39	3500	89	48	100	20	149	20MR				3	95	98	*	
			41				95		122			10MS						
			42				97		134		95	95		7				
			43				110	20	124		10MR			7				
			46	2034	34		70		142							95		
			48						175		10S					25		
			51	440	11	39.2	101		144						100	10		52 105
			53	3680	102	73.0	58		60		40S			2				
			54						E		80S	10S						V
			55						180		30S	30S						
			57														*	S
			59				83		313	5R					80			
			62			72	65		130	5R		50S	1					33
			64	3950	67		90		140					5	75	100		
			65	3063	42	40	85		138		10		6	1		80		6 79.5
			66					20	100						70			
			67				90		132									5
			68			77.6	104		137		30MS	10S						1 1
			69						148									187
			71	4563	97	31.3	90	5	152	10MS	10		3	7		100		5 47
			72	3669	96		95		121	20R						60		E
			77				80		140									
			78				80		123							50		
			80				90		135			10S						
			81									99S						
			85	2381	62	77	100		143						80	80		
			86				90		150		99S					5		7
			91	2834	38		92		155		0S	70S				90		
			92				98		148							100		
			93	2322	103				133								*	2
			95	86	1				121	40MS			8					171
			96	79	1													
			97	38				70										
			98								80S	0S						S

TABLE 2. TABULATION OF ALL AGRONOMIC CHARACTERISTICS MEASURED FOR ALL ENTRIES AT ALL LOCATIONS REPORTING RESULTS OF THE 10TH INTERNATIONAL WINTER X SPRING WHEAT SCREENING NURSERY

ENTRY	PEDIGREE	SEED TYPE	LOC	YIELD (KG/HA)	%OF CK	TEST WT OR 1000 KW	PL HT (CM)	LODG (%)	DAYS TO FLOWER	PUC S	PUC R	PUC G	SEPT T	E G T	STAND EST	WNT HDNS (%)	SEL	MISC
10	SWM753990*-03P-3P-1P-0P YMH/TORIM	SW	1				95		152	25S					85			
			2	4400	68		125	10	154				5		95			
			5				80		328		10MS							
			6						272									
			7	3944	72	66.7	110		299		60MS	20						
			9							1R	0R	40MS						
			101				71	20	143					2				
			103	4168	87		100		136					3	82	100		232
			10				102		156				1			60		
			14	2563	9	34.5	74		130		0R							4
			15													60		
			16				98									95	*	
			17													2		473
			18	4202	82	77.4	110		303	90S								
			19								5S	10S						
			20				90		148									
			21	3800	90	30.0	107		99	1R			0	2				116
			22			28.1	97	20	122					R				MS
			23				106		135	10MS						100		
			25				110		129	10MS			7	7	84	100		
			26	8296	83	31.9	130		126		5MR		5		88			
			27	3879	63	24.4	99		115									
			29							10MS		20S						
			32															W
			34													0		
			35	5710	90		125		143		1R	0R		4				
			36	6327	97				155	2	1		2	4				
			37	6878	91	39	120	5	158		1R		6	5				75.5
			38				100		152	20MS			5					FG
			39				125		150	40MR				5	95	100		
			41				97		123			10MS						
			42	4091	81		105		138		10	35		7				
			43				115	40	126					7				
			46	4202	70		95		153							100		
			48						176		1R					75		
			51	5100	126	40.3	103		137						100	70		52 365
			53	2480	69	65.0	95		90									
			54						VL		1R	1R						V
			55						198		20S	40S						
			59				85		319	1R					60			
			62			74	85		178			5S	1					44
			64	5400	92		95		143					3	100	100		
			65	1625	22		90		143		50		3	1		50		9
			66					20	106						75			

TABLE 2. TABULATION OF ALL AGRONOMIC CHARACTERISTICS MEASURED FOR ALL ENTRIES AT ALL LOCATIONS REPORTING RESULTS OF THE 10TH INTERNATIONAL WINTER X SPRING WHEAT SCREENING NURSERY

ENTRY	PEDIGREE	SEED TYPE	LOC	YIELD (KG/HA)	%OF CK	TEST WT OR 1000 KW	PL HT (CM)	LODG (%)	DAYS TO FLOWER	PUC S	PUC R	PUC G	SEPT T	E G T	STAND EST	WNT HDNS (%)	SEL	MISC
10 CONTINUED																		
			67				95		134									7
			68			77.8	106		145			5S						0 1
			69						152									188
			71	4250	91	30.3	100	30	156	5MS	20		6	3		100		4 37
			72				105		122	10R						70		E
			77				80		144									
			78				85		125							70		
			80				95		140			1MS						
			81									99S						
			85	3347	87	76	104		148						100	100		
			86				107		147		30MS					90	*	6
			91	4348	56		101		157		0R	1R				98		
			92	2678	80		102		153							100		
			93	2022	90				140									2
			95	104	2	58.6			127	80S			6					173
			96	78	1													
			97	6				10										
			98								1MR	1MR						S
11	SWM753995*-05H-1P-1P-0H ND/P101//KAL/BB	SW	1				75		150	40S					85			
			2	5440	84		108	50	154				5		96			
			5				70		341		30MS	20S						
			6						309									
			7	4933	90	63.3	120		299		60MS	60						
			9								0R	60S						
			101				72	40	142		1R			2				
			103	3426	72		80		136					3	77	100		206
			10				93		156				1			70	*	
			14	3250	11	35.9	77		137		0R							3
			15													30		
			16				90									85	*	
			17													5		1378
			18	5903	116	79.7	105		309		5MS						*	
			19								90S	80S						
			20				80		150									
			22			25.0	93	0	120					R				S
			23				93		134	5MS						100		
			25	2309	68	15.5	95		128	5MS			7	5	74	100		
			26				109	99	126				8		91			
			27	5944	97	28.4	99		117	5MS								
			29									30S						
			32															W
			34													0		
			35	6820	108	37.9	105		139		60S	0R		4			*	

TABLE 2. TABULATION OF ALL AGRONOMIC CHARACTERISTICS MEASURED FOR ALL ENTRIES AT ALL LOCATIONS REPORTING RESULTS OF THE 10TH INTERNATIONAL WINTER X SPRING WHEAT SCREENING NURSERY

ENTRY	PEDIGREE	SEED TYPE	LOC	YIELD (KG/HA)	%OF CK	TEST WT OR 1000 KW	PL HT (CM)	LODG (%)	DAYS TO FLOWER	PUC S	PUC R	PUC G	SEPT T	E G T	STAND EST	WNT HDNS (%)	SEL	MISC
11 CONTINUED																		
			36	5883	91				154	1	1		3	5				
			37	6969	93	39	115	5	157		1R		3	1				75.1
			38				100		150	20S			7					FG
			39				110		152	20MS				3	95	99		
			41				92		123			20MS						
			42				92		138		60	70		7				
			43				100	60	126		30R			7				
			46	4669	78		85		142			10S				100		
			48						175		5MR					99		
			51	1370	34	42.0	85		139						100	70		24 375
			53	2000	56	66.0	85	10	99					2				
			54								1R	1R						NV
			55				100		198		5MS	30S						
			59				87		318	1R					70			
			62			70	75		150			40S						49
			64	4370	75		85		141					1	100	100		
			65	5313	72	44	95		140		20		5	1		90		7 80.3
			66					10	106						80			
			67	7811	113		80		134									5
			68			76.4	95		145		40R	1S						1 3
			69						151									188
			71	3188	68	25.5	85	15	154	5MS			9	5		100		7 45
			72	4669	122		90		123	0R						70	*	SP
			77				80		144								*	
			78				75		125							80		
			80				80		145			30S						
			81									99S						
			85	3091	81	74	100		148						80	100		
			86				95		145		30MS					80		6
			87										8	9				3
			91	3750	50		94		156		0R	80S				95		
			92	2366	71		89		154							100		
			93	1567	70				140									3
			95	117	2	59.0			128	20MR			8					179
			96	86	1	58.8												
			97	36	1			90										
			98															W
12	SWM754008*-01H-3P-1P-0S	SW	1				80		150	99S					75			
	CAR58-182/GNS//KAL/BB		2	3600	56		110	60	154				5		96			
			5				75		308		20S	20S						
			6						255									
			7	3377	62	62.6	100		297		80S	60						
			9								60S	60S						

TABLE 2. TABULATION OF ALL AGRONOMIC CHARACTERISTICS MEASURED FOR ALL ENTRIES AT ALL LOCATIONS REPORTING RESULTS OF THE 10TH INTERNATIONAL WINTER X SPRING WHEAT SCREENING NURSERY

ENTRY	PEDIGREE	SEED TYPE	LOC	YIELD (KG/HA)	%OF CK	TEST WT OR 1000 KW	PL HT (CM)	LODG (%)	DAYS TO FLOWER	PUC S	PUC R	PUC G	SEPT T	E G T	STAND EST	WNT HDNS (%)	SEL	MISC
12 CONTINUED																		
			101	3750	75	36.0	68	20	140					1			*	
			103	3997	84		81		135					1	85	100	*	255
			10				85		155	1R			2			60		
			14	1938	7	37.9	68		135		0R							4
			15													60		
			16				88									85		
			17													0		0
			18	5469	107	78.3	90		301	80S	60S							
			19							30S		70S						
			20				80		137									
			22			26.4	87	50	118	0MR	0MR			R				S
			23				86		135	80MS	10MS					100		
			25				85		127	20MS	70S		6	3	82	95		
			26				104		122		20MS		8		86			
			27	4576	75	28.6	87		109	5MS								
			29							10R		1R						
			32							10MS								S
			34													0		
			35	5470	87		105		138		40S	30MS		2				
			36	6466	100				154	2	1		3	3				
			37	4127	55	39	100		157		50MS		5	1				79.1
			38				90		152	40S			7					FP
			39				100		147	40MS				3	95	99		
			41				88		124			10MS						
			42	3106	61		95		138			25		7				
			43				105	60	126		10R			7				
			46	3168	53		90		154	15S						100		
			48						174		25S					50		
			51	1650	41	37.6	85		139						100	30		34 260
			53	3480	97	76.5	95		76									
			54						ME		60S	20MR						V
			55						170		15S	20S						
			57															S
			59				85		318	30S					50			
			62			69	70		144			30S						34
			64	3870	66		85		140		40S			1	100	100		
			65	3463	47	42	95		140		80		6	2		100		6 80.9
			66					10	100						75			
			67				79		135									5
			68			72.6	82		140									2 1
			69						148									187
			71	1625	35	23.5	80	0	155	10S			9	3		100		7 42
			72				90		122	20MS						70		E
			77				75		146									

TABLE 2. TABULATION OF ALL AGRONOMIC CHARACTERISTICS MEASURED FOR ALL ENTRIES AT ALL LOCATIONS REPORTING RESULTS OF THE 10TH INTERNATIONAL WINTER X SPRING WHEAT SCREENING NURSERY

ENTRY	PEDIGREE	SEED TYPE	LOC	YIELD (KG/HA)	%OF CK	TEST WT OR 1000 KW	PL HT (CM)	LODG (%)	DAYS TO FLOWER	PUC S	PUC R	PUC G	SEPT T	E G T	STAND EST	WNT HDNS (%)	SEL	MISC
12 CONTINUED																		
			78				65		125							70		
			80				75		140			10S						
			81									99S						
			85	2991	78	75	91		144						80	100		
			86				93		143		99S					70		5
			87						144		1		6	6				3
			91	3222	43		94		155		0S	80S				100		
			92				90	98	150							100		
			93	1355	60				139									3
			95	85	1				128	10MR			8					178
			96	105	2	61.9												
			97	99	1	62.5												
			98								50S	0S						S
13	SWM754112*-01H-2M-1H-0P MZL/TI	SW	1				85		147	99S					90			
			2	4960	77		116	80	150				5		97			
			5				75		319		20S							
			6						256									
			7	4533	83	68.7	95		295		40MS	50						
			9								0R	80S						
			101				77	20	141					3				
			103	4796	101		90		133					1	88	100	*	257
			10				90		151	1R			1			70		
			14	4063	14	45.0	65		134		0R							4
			15													50		
			16				95									100		
			17													5		449
			18	4802	94	77.7	95		298	80S								
			19								70S	70S						
			20				80		139									
			22			30.6	83	20	117					R				S
			23	4820	119	33.0	96		130	10MR						96		
			25	2797	82	22.4	95		124	5R			7	5	90	99		
			26				105	99	118		1R		8		92			
			27	5789	94	31.2	94		113									
			29							15MR		30S						
			32							1R								W
			34													0		
			35	4960	79		105		132		1R	40S		3	70			
			36	5273	81				148	1	1		5	4				
			37	5319	71	40	90	40	152		1R		4	6				82.0
			38				105		146	50S			8					FP
			39				90	20	147	40MS				5	100	99		
			41				105		119			10MS						

TABLE 2. TABULATION OF ALL AGRONOMIC CHARACTERISTICS MEASURED FOR ALL ENTRIES AT ALL LOCATIONS REPORTING RESULTS OF THE 10TH INTERNATIONAL WINTER X SPRING WHEAT SCREENING NURSERY

ENTRY	PEDIGREE	SEED TYPE	LOC	YIELD (KG/HA)	%OF CK	TEST WT OR 1000 KW	PL HT (CM)	LODG (%)	DAYS TO FLOWER	PUC S	PUC R	PUC G	SEPT T	E G T	STAND EST	WNT HDNS (%)	SEL	MISC
13 CONTINUED																		
			42				95		133		99	99		9				
			43				105	80	124					7				
			46	3602	60		85		139							100		
			48						172		5MR					50		
			51	1700	42	36.4	95		138						100	30		49 275
			53	3880	108	69.5	95		81					2				
			54						L		5MR	5MR						SV
			55						175		1MR							
			59				70		313	5R					50			
			62			69	75		149			50S						40
			64	5420	92		85	26	139					2	100	100		
			65	2313	31	40	95		133		90		9	4		90		9 79.9
			66					40	102						75			
			67				92		130									6
			68			73.0	86		138									2 3
			69	4151	65	53.9			148								*	187
			71	3500	75	29.3	85	40	150	10S			9	7		100		4 46
			72	4336	113		100		116	20MR						80		E
			75						E									VF
			77				75		139								*	
			78				80		124							70		
			80				90		135			20S						
			81									99S						
			85	2775	72	80	99		143						90	100		
			86				85		145		1MR					10		7
			87						139				6	7				4
			91	5375	71		95		151		0R	20MR				100		
			92				87	99	149							100		
			93	2022	90				132									2
			95	97	2				120	20MR			7					171
			96	73	1													
			97	20				80										
			98								40S							I
14	SWM754114*-12H-4H-1H-0S MZL/CNDR	SW	1				75		145	10MS					90			
			2	3600	56		115	90	154				4		97			
			5				65		328		40S							
			6						276									
			7	4544	83	67.1	98		297		80S	40						
			9								0R	80S						
			101				66	0	141		1R			0				
			103	4739	99		90		137		65S			8	80	100		216
			10				90		157				1			50	*	
			14	3313	11	35.4	80		138		60S							2

TABLE 2. TABULATION OF ALL AGRONOMIC CHARACTERISTICS MEASURED FOR ALL ENTRIES AT ALL LOCATIONS REPORTING RESULTS OF THE 10TH INTERNATIONAL WINTER X SPRING WHEAT SCREENING NURSERY

ENTRY	PEDIGREE	SEED TYPE	LOC	YIELD (KG/HA)	%OF CK	TEST WT OR 1000 KW	PL HT (CM)	LODG (%)	DAYS TO FLOWER	PUC S	PUC R	PUC G	SEPT T	E G T	STAND EST	WNT HDNS (%)	SEL	MISC
14 CONTINUED			15													5		
			16				90									85		
			17													0		264
			18	4936	97	79.2	100		306	20MR	60S							
			19								70S	50M						
			20				80		137									
			22			28.1	84	20	125									MS
			23				101		136	1R	5R					100		
			25	3075	90	21.6	100		130	5MS			6	5	81	100		
			26				104	90	127				8		85			
			27	4439	72	31.0	100		117								*	
			29									5MR						
			32															W
			34													0		
			35	6750	107		105		143		1R	0R		2				
			36	6494	100				159	1	2		3	2				
			37	4585	61	40	100	70	160		60MS		6	1				78.2
			38				95		152	30S			6					FG
			39				95	10	149	20MS				1	95	100		
			41				91		123									
			42				93		138		30	20		1				
			43				105	100	126					5				
			46	4969	83		85		142							100		
			48	4140	84	39.7			176		1R					75	*	
			51	3250	80	40.8	100		139						100	40		20 400
			53	3280	91	69.5	100		92		0R							
			54								1MR	1MR						NV
			55						180		1MR	5MS						
			59				70		319	1R					60			
			62			83	75		182	1			3					50
			64	2310	39		85	39	143		40S			2	75	100		
			65	7338	100	46	100	10	143		90		5	1		100		2 82.3
			66					40	101						80			
			67				85		133									7
			68			75.6	90		142		2MS	20S						0 2
			69						149									188
			71	4625	99	33.9	85	80	156	5MS	30		5	0		90		4 25
			72	4002	104		90		122	20R						60		E
			77				75		146									
			78				80		126							60		
			80				80		135									
			81								60S	20S		7				
			85	2570	67	76	98		150						80	100		
			86				83		152		99S					5		7
			87						145				5	4				2
			91	750	10		92		160		0S					50		
			92	2578	77		88		155							100		
			93	1133	50				141									2
			95	122	2	59.4			129	1R			4					176
			96	90	1	61.2												
			97	30				90										
			98															W

TABLE 2. TABULATION OF ALL AGRONOMIC CHARACTERISTICS MEASURED FOR ALL ENTRIES AT ALL LOCATIONS REPORTING RESULTS OF THE 10TH INTERNATIONAL WINTER X SPRING WHEAT SCREENING NURSERY

ENTRY	PEDIGREE	SEED TYPE	LOC	YIELD (KG/HA)	%OF CK	TEST WT OR 1000 KW	PL HT (CM)	LODG (%)	DAYS TO FLOWER	PUC S	PUC R	PUC G	SEPT T	E G T	STAND EST	WNT HDNS (%)	SEL	MISC
15	SWM754124*-02P-4P-2H-0H	SW	1				85		149	99S					90			
	MNIM//KAL/BB		2	7200	111		11E	80	154				6		97			
			5				65		330		50S	10S						
			6						288									
			7	4688	85	66.4	100		300		80MS	60						
			9								0R	90VS						
			101	5000	100	33.0	74	20	144		1R			7			*	
			103	1941	41		90		136		10S			5	78	100		100
			10				97		151				1			50		
			14	5350	18	35.2	76		138		60S							2
			15													60		
			16				96									98	*	
			17													3		625
			18	4302	84	79.2	100		307	80S	20MR							
			19								80S	60S						
			20				80		142									
			22			29.3	86	20	123	0 R				MR				MS
			23				103		136	10MS	5MS					100		
			25				100		129	20MS	30S		7	9	89	100		
			26				110	99	125				8		85			
			27	4831	79	34.0	102		116	0MR								
			29							70MS		30X						
			32															W
			34													0		
			35	5720	91		105		140		1R	0R		3				
			36	6355	98				154	1	1		5	5				
			37	7886	105	46	100	50	158		40MR		4	3				76.3
			38				100		152	40S			6					G
			39				110		152	25MR				3	95	100		
			41				96		126		5	10MS						
			42				94		138		55	95		8				
			43				100	100	126					7				
			46	3835	64		90		142	10S						100		
			48						176		1R					75		
			51	4600	114	39.2	105		139						100	70		41 475
			53	2880	80	67.5	95		96					1				
			54								20S	5MR						NV
			55				105		196		40S	70S						
			59				77		319	30X					55			
			62			74	80		178								*	48
			64	4670	80		85		142		1R			2	75	100		
			65	6375	87	44	100		141		70		5	1		100		5 80.5
			66					40	102						70			
			67	6874	99		82		133									6

TABLE 2. TABULATION OF ALL AGRONOMIC CHARACTERISTICS MEASURED FOR ALL ENTRIES AT ALL LOCATIONS REPORTING RESULTS OF THE 10TH INTERNATIONAL WINTER X SPRING WHEAT SCREENING NURSERY

ENTRY	PEDIGREE	SEED TYPE	LOC	YIELD (KG/HA)	%OF CK	TEST WT OR 1000 KW	PL HT (CM)	LODG (%)	DAYS TO FLOWER	PUC S	PUC R	PUC G	SEPT T	E G T	STAND EST	WNT HDNS (%)	SEL	MISC
15 CONTINUED																		
			68			75.6	94		143		2MR	20S						1 2
			69						151									18
			71	3313	71	28.6	90	70	157	10MS			9	7		100		6 43
			72	4002	104		95		123	30MS						70	*	E
			77				80		147									
			78				70		126							70		
			80				85		140			30S						
			81									80S						
			85	4146	108	74	96		149						95	100		
			86				95		147		60S	60S				85		5
			87						145		1		7	8				2
			91	4931	65		101		157		0S	80S				100		
			92	2311	69		93		155							100		
			93	1422	63				143									4
			95	114	2	58.8			130	30MR			8					176
			96	90	1													
			97	63	1	61.2		60										
			98									0S						I
16	SWM754156*-02H-1P-1P-0P PJ/HN4//GLL	SW	1				90		152						70			
			2	5200	80		108	80	148				6		95			
			5				70		330									
			6						269									
			7	2633	48	63.9	95		294		40MS	80	4					
			9								30S	70S						
			101				75	40	137		1R			3				
			103	3312	69		85		133		1R			0	70	100		177
			10				95		152				1			50		
			12	150			70		278		10MR	15MR						5 7 9
			14	3100	11	45.9	80		133		0R							2
			15													20		
			16				87									98		
			17													21		1042
			18	4602	90	73.4	95		296									
			19							30S	5S	80S						
			20				80		144									
			21	4880	116	41.6	103		96				0	1				114
			22			34.0	100	20	115					R				S
			23	2440	60	31.7	104		130		1MR					89		
			25				100	35	124		60S		7	5	84	100		5
			26				121	99	118				8		87			
			27	4903	80	36.8	96		110		1R							
			29									25S						
			32															W

TABLE 2. TABULATION OF ALL AGRONOMIC CHARACTERISTICS MEASURED FOR ALL ENTRIES AT ALL LOCATIONS REPORTING RESULTS OF THE 10TH INTERNATIONAL WINTER X SPRING WHEAT SCREENING NURSERY

ENTRY	PEDIGREE	SEED TYPE	LOC	YIELD (KG/HA)	%OF CK	TEST WT OR 1000 KW	PL HT (CM)	LODG (%)	DAYS TO FLOWER	PUC S	PUC R	PUC G	SEPT T	E G T	STAND EST	WNT HDNS (%)	SEL	MISC
16 CONTINUED																		
			34													0		
			35	5560	88		105		135		5MR	40S		5				
			36	4440	68				147	1	1		4	3				
			37	4585	61	45	105	50	152		1R		6	3				76.1
			38				100		144				0					VP
			39				100	10	147	25MR					100	100		
			41				93		118			20MS						
			42				94		134		60	95		6				
			43				110	100	124		20MR			7				
			46	4636	77		85		136							100		
			48						169		1R					75		
			51	1550	38	42.6	95		139						100	60		24 470
			53	3720	103	62.0	95	10	83		0R							
			54								1R	20S						NV
			55						170			40S						
			59				85		312				7		65			
			62			77	80		169			5S	1					50
			64	3830	65		85	26	140					2	100	100		
			65	1150	16	40	95		138		20		9	1		100		9
			66					20	103						65			
			67				95		130									5
			68			71.0	92		138			1S						1 5 5
			69						148									188
			71	3750	80	35.6	90	10	150	1S	20		5	3		80		5 55
			72	3335	87		100		114	10R						80		E
			75															VF
			77				75		139									
			78				85		122							70		
			80				85		135			30S						
			81									99S						
			85	2198	57	72	94		142						75	80		
			86													0		
			87						137		1		4	6				3
			91	3667	49		100		153		0S	80S				95		
			92				95	50	145							100		
			93	1467	65				131									3
			95	95	2				118	10MR	50S		4					174
			96	69	1													
			97	19				90					9					
			98															W
17	OWW76235 C-02H-1H-0S	SW	1				85		160						80			
	TJB 240-1834/HYS,F1//RDL/6720-7109		2	1600	25		125	70	169				5		96			
			5				55		350									

TABLE 2. TABULATION OF ALL AGRONOMIC CHARACTERISTICS MEASURED FOR ALL ENTRIES AT ALL LOCATIONS REPORTING RESULTS OF THE 10TH INTERNATIONAL WINTER X SPRING WHEAT SCREENING NURSERY

ENTRY	PEDIGREE	SEED TYPE	LOC	YIELD (KG/HA)	%OF CK	TEST OR 1000 KW	WT PL HT (CM)	LODG (%)	DAYS TO FLOWER	PUC S	PUC R	PUC G	SEPT T	E G T	STAND EST	WNT HDNS (%)	SEL	MISC
17 CONTINUED																		
			6						319									
			7	733	13		110		318		40MS	90	4					
			9								30MR	90S						
			101				80	0	151					4				
			103	4511	95		90		141		25S			1	81	100		234
			10				102		165				1			60		
			14	3600	12	39.4	81		139		0R							0
			15													60		
			16				108									100	*	
			17													58	*	6274
			18	6403	125	79.4	125		326		10MR						*	
			19							50S	10S	80S						
			20				75		144									
			22			20.3	103	20	135	0 R	0 R			R				MR
			23				115		147	2	5MS					100		
			25				100	80	139	10MS	10MS		5	5	73	100		
			26				110	99	138	5MR			8		83			
			27				97		129									
			29									40S						
			32															W
			34													0		
			35	5760	91		120	30	155		5MR	70S		2				
			36	5606	86				157	1	1		4	4				
			37	8803	117	51	105	60	167		1R		6	5				77.8
			38				105		159	1R			3				*	VG
			39				120		158	40MS				3	95	99		
			41				95		138			20MS						
			42				105		146		99	99		6				
			43				105	100	137					7				
			46	5870	98		105		156			20S				100		
			48						182		5S					75		
			51	2645	65	38.1	105		147						100	70		18 295
			53	1800	50	70.0	100		115									
			54								1R	20S						NV
			55				105		205		5S	30S						
			59				86		329	2R					70			
			62			68	65		186			15S	1				*	40
			64	5220	89		95		153					1	100	100		
			65	9513	129	46	120	10	147		10		4	1		100	*	3 79.7
			66					15	128						70			
			67				90		143									4
			68			64.8	102		165		2S	20S						1 4
			69						159									192
			71	5563	119	39.7	110	15	165				1	3		95		3 35

TABLE 2. TABULATION OF ALL AGRONOMIC CHARACTERISTICS MEASURED FOR ALL ENTRIES AT ALL LOCATIONS REPORTING RESULTS OF THE 10TH INTERNATIONAL WINTER X SPRING WHEAT SCREENING NURSERY

ENTRY	PEDIGREE	SEED TYPE	LOC	YIELD (KG/HA)	%OF CK	TEST WT OR 1000 KW	PL HT (CM)	LODG (%)	DAYS TO FLOWER	PUC S	PUC R	PUC G	SEPT T	E G T	STAND EST	WNT HDNS (%)	SEL	MISC
17 CONTINUED																		
			72	4336	113		95		135	10R						80	*	E
			77				90											
			78				90		138							80		
			80				100					40S						
			81									99S						
			85	2686	70	60	110		154						80	100		
			86				117		153		40S					100		3
			87								5		5	7				2
			91	3681	49		103		165		0S	60S				100		
			92	3377	101		107		164							100		
			93	822	37				155									5
			95	106	2	58.0			146	20MR	50S		7					189
			96	90	1	59.2												
			97	56	1	60.6		70										
			98															W
18	SWM754660*-04H-3P-2H-0P HIM/CNDR	SW	1				85		144	10MS					80		*	
			2	4400	68		105	70	152				4		96			
			5				75		330	20S	50S							
			6						283									
			7	4733	86	69.8	101		296		70S	90						
			9							5MS	0MR	70S						
			101				79	0	140					9				
			103	4054	85		98		135		10S			5	78	98		222
			10				98		155				1			60	*	
			14	3075	10	42.7	84		133		5S							4
			15													50		
			16				103									75		
			17													2		88
			18	2701	53	77.0	100		305	90S								
			19							80S	5S	70S						
			20				85		140									
			22			28.4	95	50	118	0 R				MR				S
			23				107		133	6	5MS					100		
			25				105	80	128	30MS			7	9	75	100		
			26				113	99	126				8		80			
			27	5730	93	33.4	102		116	0MR								
			29							30MS		20S						
			32							1R								W
			34													0		
			35	5880	93		110		139		40S	0R		7				
			36	6926	107				153	1	3		3	3				
			37	4677	62	42	115	40	156	30MR	60MS		7	5				83.1
			38				105		147	60S			4					FG

TABLE 2. TABULATION OF ALL AGRONOMIC CHARACTERISTICS MEASURED FOR ALL ENTRIES AT ALL LOCATIONS REPORTING RESULTS OF THE 10TH INTERNATIONAL WINTER X SPRING WHEAT SCREENING NURSERY

ENTRY	PEDIGREE	SEED TYPE	LOC	YIELD (KG/HA)	%OF CK	TEST WT OR 1000 KW	PL HT (CM)	LODG (%)	DAYS TO FLOWER	PUC S	PUC R	PUC G	SEPT T	EGT	STAND EST	WNT HDNS (%)	SEL	MISC
18 CONTINUED																		
			39				90	60	152	25MR				5	100	100		
			41				111		121									
			42				106		135		85	80		8				
			43				110	100	125		5MR			7				
			46	5003	83		100		140			5MR				100		
			48						175		10S					75		
			51	3850	95	42.0	110		147						100	80		32 465
			53	3160	88	80.5	105		96					5				
			54								1R	40S						NV
			55						180		5MR	40S						
			59				86		312	2R					80			
			62			76	85		186	10MR								43
			64	3190	54		95		140		65S			1	100	100		
			65	5475	74	44	110		138		80		8	6		90		8 79.7
			66					20	104						70			
			67				100		132									6
			68			78.4	114		145		5S	40MS						2 C
			69	4774	74	65.4			149									187
			71	2563	55	28.7	95	80	155	50MS			9	5		90		6 36
			72	4336	113		105		120	10R						70	*	E
			75						E									VF
			77				80		141									
			78				90		125							70		
			80				90		135			10MS						
			81									80S						
			85	2486	65	80	105		147						80	100		
			86				103		147		70S					35		7
			87						143		1		7	8				3
			91	2222	30		100		153		0S	10MR				90		
			92	2344	70		99		150							100		
			93	1744	78				134									1
			95	109	2	59.7			129	70S			5					178
			96	52	1													
			97	58	1	62.9		50					8					
			98															W
19	SWM741748*-08P-2H-1H-0P T.AESTV/PCH	SW	1				85		150						70			
			2	440	7		130		151				5		97			
			5				80		328		30S	20S						
			6						278									
			7	3766	69	63.5	102		296		80S	40						
			9								0R	15MS						
			101				81	0	140					8				
			103	3654	77		93		134					5	84	100		247
			10				98		157				1			60	*	

TABLE 2. TABULATION OF ALL AGRONOMIC CHARACTERISTICS MEASURED FOR ALL ENTRIES AT ALL LOCATIONS REPORTING RESULTS OF THE 10TH INTERNATIONAL WINTER X SPRING WHEAT SCREENING NURSERY

ENTRY	PEDIGREE	SEED TYPE	LOC	YIELD (KG/HA)	%OF CK	TEST WT OR 1000 KH	PL HT (CM)	LODG (%)	DAYS TO FLOWER	PUC S	PUC R	PUC G	SEPT T	E G T	STAND EST	WNT HDNS (%)	SEL	MISC
19 CONTINUED			14	4938	17	37.4	74		134		0R			4				1
			15													5		
			16				85									75		
			17													37	*	36C6
			18	4869	95	79.4	100		303								*	
			19							30S	90S	80S						
			20				75		143									
			22			29.3	98	20	118					R				MS
			23	2797	69	25.6	104		133		1R					100		
			25				105	70	127	70MS	5S		5	6	84	100		
			26				110	90	124				7		84			
			27	5902	96	31.6	102		118									
			29									25S						
			32															W
			34													0		
			35	5140	81		110		140		0R	0R		5				
			36	5717	88				152	1	2		3	5				
			37	5502	73	43	105	60	156		1R		5	4				78.9
			38				110		151	60S			3				*	G
			39				90	60	149	25MR				3	95	100		
			41				103		121			10MS						
			42				95		137		95	95		8				
			43				115	100	124		5MR			7				
			46	5336	89		90		140			0R				100		
			48						173		10S					75		
			51	1790	44	45.5	90		139						60	20		39 620
			53	3560	99	67.5	95		93					4				
			54								30X	20S						NV
			55				100		185		10S	10S						
			57															VS
			59				84		319	1R					25			
			62			72	80		167			1	9					45
			64	5950	102		90	39	140		25S			4	100	100		
			65	6163	84	44	105	10	138		60		6	4		90		6 80.5
			66					15	105						70			
			67				94		133									6
			68			74.2	105		142		10S	1MS						2 0
			69						149									188
			71	4688	100	31.9	95	20	152	5MR	20		5	5		90		5 40
			72	4002	104		95		120	10R						80	*	E
			75															VF
			77				90		143									
			78				90		124							80		
			80				90		135			10S						

TABLE 2. TABULATION OF ALL AGRONOMIC CHARACTERISTICS MEASURED FOR ALL ENTRIES AT ALL LOCATIONS REPORTING RESULTS OF THE 10TH INTERNATIONAL WINTER K SPRING WHEAT SCREENING NURSERY

ENTRY	PEDIGREE	SEED TYPE	LOC	YIELD (KG/HA)	%OF CK	TEST WT OR 1000 KW	PL HT (CM)	LODG (%)	DAYS TO FLOWER	PUC S	PUC R	PUC G	SEPT T	E G T	STAND EST	WNT HDNS (%)	SEL	MISC
19 CONTINUED																		
			81									99S						
			85	2547	67	75	105		146						85	100		
			86				103		142		70S					100		3
			87						145		1		7	8				3
			91	3861	51		96		154		0S	50MS				95		
			92	2433	73		98		151							100		
			93	1544	69				137									3
			95	96	2				128	20MR	10S		8					17B
			96	79	1													
			97	46	1			90										
			98															W
21	SWM742232*-04P-1H-1P-0P S148/CIGUENA	SW	1				85		152						80			
			2	5600	86		103		154				4		98			
			5				70		313		60S							
			6						258									
			7	4077	74	68.0	103		297		50S	30	5					
			9								0R	60S						
			101				78	20	144					3				
			103	2855	60		90		136					3	75	98		24B
			10				87	21	161				4			50		
			14	4038	14	45.8	78		135		0R							6
			15													0		
			16				84									70		
			17													0		0
			18	4202	82	78.8	90		298									
			19								10S	40S						
			20				85		144									
			22			26.6	94	20	118					MR				S
			23													0		
			25				90		127				7	5	78	90		
			26				100		119				9		79			
			27				91		113									
			29									1R					*	
			32							40MS								S
			34													0		
			35	5610	89	36.9	105		140		1R	0R		4			*	
			36	5384	83				155	1	1		7	4				
			37	6327	84	38	105	20	159		30MR		5	6				7C.8
			38				100		152	20S			7					FG
			39				80		156	25MS				1	95	98		
			41				90		123									
			42				99				10	10		7				
			43				120	100	126		5MR			3				

TABLE 2. TABULATION OF ALL AGRONOMIC CHARACTERISTICS MEASURED FOR ALL ENTRIES AT ALL LOCATIONS REPORTING RESULTS OF THE 10TH INTERNATIONAL WINTER X SPRING WHEAT SCREENING NURSERY

ENTRY	PEDIGREE	SEED TYPE	LOC	YIELD (KG/HA)	%OF CK	TEST WT OR 1000 KW	PL HT (CM)	LODG (%)	DAYS TO FLOWER	PUC S	PUC R	PUC G	SEPT T	E G T	STAND EST	WNT HDNS (%)	SEL	MISC
21 CONTINUED																		
			46	4836	81		100		139							100		
			48													0		
			51	190	5	45.0	85		141						100	5		42 440
			53	4280	119	74.5	85		75					5				
			54						M		1MR	10S						V
			55						175		1R	1R						
			57														*	S
			59				86		319	0R					60			
			62			72	70		145			30S	9					43
			64	3360	57		90		143					2	100	100		
			65	4963	68	44	100		141		50		6	1		90		2 80.1
			66					30	106						65			
			67				90		134									6
			68			68.6	104		142			1S						2 1
			69						152									190
			71	3500	75	28.3	80	0	157	1MR	10		7	5		90		7 27
			72	5670	148		100		121	10R						60		E
			77				85		147									
			78				85		126							60		
			80				95		145									
			81									30MS						
			85	1449	38	71	95		148						80	40		
			86													0		
			87															4
			91													0		
			92				94	50	155							80		
			93	1722	77				141									3
			95	82	1				126	20MR			8					174
			96	100	2	60.5												
			97	108	2	62.4												
			98								20MS	0MS						S
22	SWM742237*-01S-2P-3S-0P	SW	1				85		150	0R					90		*	
	S148/BOLILLO S		2	4400	68		110		153				5		95			
			5				70		313		30S	10S						
			6						258									
			7	3944	72	63.5	100		296			10	4					
			9								0R	80S						
			101				77	20	141					5				
			103	3997	84		80		136					3	83	99		218
			10				95		156				1			60		
			14	3000	10	34.6	73		135		0R			6				6
			15													1		
			16				98									50		

TABLE 2. TABULATION OF ALL AGRONOMIC CHARACTERISTICS MEASURED FOR ALL ENTRIES AT ALL LOCATIONS REPORTING RESULTS OF THE 10TH INTERNATIONAL WINTER X SPRING WHEAT SCREENING NURSERY

ENTRY	PEDIGREE	SEED TYPE	LOC	YIELD (KG/HA)	%OF CK	TEST WT OR 1000 KW	PL HT (CM)	LODG (%)	DAYS TO FLOWER	PUC S	PUC R	PUC G	SEPT T	E G T	STAND EST	WNT HDNS (%)	SEL	MISC
22 CONTINUED																		
			17													1		0
			18	4069	80	79.0	90		299								*	
			19							5MS	1MR	50S						
			20				80		144									
			22			27.9	93	20	118					S				S
			23				92		135		5MS			5		50		
			25			14.1	90		126				7	9	80	98		
			26				103	50	123				9		81			
			27	5736	94	38.2	99		113									
			29									5S						
			32							50S								S
			34													0		
			35	6700	106		105		135		1R	20MS		7				
			36	5650	87				151	1	1		5	6				
			37	3668	49	39	105	50	156		1R		5	6				75.4
			38				100		152	1R			4					G
			39	5000	127	46	80		150	25MR				1	90	100	*	
			41				94		122			10MS						
			42				80		137		90	95		8				
			43				105	100	124		5MR			9				
			46	3035	51		85		139			15S				50		
			48						177		5MR					25		
			51	2810	70	37.3	87		137						100	40		38 430
			53	5600	156	74.5	85		78					5				
			54						M		40MS	10S						V
			55						190		5S	20S						
			57														*	S
			59				86		318	1R					75			
			62			72	75		146	1		5S	3					45
			64	5600	96		80	50	141					3	100	100		
			65	6063	82	44	90		140		40		7	2		90		5 80.3
			66					30	105						70			
			67				80		136									6
			68			70.1	96		141									2 1
			69						151									189
			71	3000	64	29.9	85	50	156	15MS	20		7	7		90		6 39
			72	4336	113		100		120	30MR						70		E
			77				75		145									
			78				80		125							60		
			80				90		145			40S						
			81									99S						
			85	3191	83	73	98		147						75	80		
			86				94		150							5		7
			87						145		1		6	8				5
			91	1417	19		94		157		0R	50MS				35		
			92				86	30	155							100		
			93	1478	66				138									3
			95	103	2	58.7			126	20MR			8					175
			96	96	2	57.6												
			97	102	1	60.5												
			[illegible]								20S	0S						S

TABLE 2. TABULATION OF ALL AGRONOMIC CHARACTERISTICS MEASURED FOR ALL ENTRIES AT ALL LOCATIONS REPORTING RESULTS OF THE 10TH INTERNATIONAL WINTER X SPRING WHEAT SCREENING NURSERY

ENTRY	PEDIGREE	SEED TYPE	LOC	YIELD (KG/HA)	%OF CK	TEST WT OR 1000 KW	PL HT (CM)	LODG (%)	DAYS TO FLOWER	PUC S	PUC R	PUC G	SEPT T	E G T	STAND EST	WNT HDNS (%)	SEL	MISC
23	OWW750140*-01P-1P-1H-0P	SW	1				80		157						90			
	NOO/P101//RIEB		2	4800	74		105		167				3		95			
			5				60		343			30S						
			6						309									
			7	1778	32		110		316		30MS	90						
			9								20MR	80S						
			101				81	20	148					6				
			103	4283	90		82		138		40S			5	93	100		167
			10				96		161				1			70		
			14	1463	5	37.0	76		136		0R			6				0
			15													60		
			16				88									98	*	
			17													3		497
			18	5069	99	76.1	115		322		80S						*	
			19							20S	5S	90S						
			20				85		154								*	
			22			24.1	104	0	131		0 R			MS				MS
			23				105		143		10MS					100		
			25				98	80	135		60S		7	9	75	100		
			26				104	99	127				9		81			
			27	3879	63	31.8	96		121									
			29							30X		40S						
			32							1R								W
			34													0		
			35	5120	81		105		153		60S	70S		6				
			36	6410	99				162	1	3		4	6				
			37	8161	109	55	105	20	162		99VS		2	5				78.5
			38				100		154	1R	10S		4					FG
			39				110		158	10MR				3	95	100		
			41				88		133			40MS						
			42				89		143		99	99		8				
			43				105	100	132		10MR			9				
			46	3735	62		100		145			40S				70		
			48						180		25S					99		
			51	3400	84	43.5	84		137						90	50		40 365
			53	1920	53	70.0	95	20	104					6				
			54								40MS	99S						SV
			55						195		5MS	50S						
			57															S
			59				90		328						60			
			62			70	85		192			10S	3					55
			64	4650	79		95	13	146		45S			3	100	100		
			65	4875	66	50	105		145		50		3	2		100		3 77.5
			66					5	118						70			

TABLE 2. TABULATION OF ALL AGRONOMIC CHARACTERISTICS MEASURED FOR ALL ENTRIES AT ALL LOCATIONS REPORTING RESULTS OF THE 10TH INTERNATIONAL WINTER X SPRING WHEAT SCREENING NURSERY

ENTRY	PEDIGREE	SEED TYPE	LOC	YIELD (KG/HA)	%OF CK	TEST WT OR 1000 KW	PL HT (CM)	LODG (%)	DAYS TO FLOWER	PUC S	PUC R	PUC G	SEPT T	E G T	STAND EST	WNT HDNS (%)	SEL	MISC
23 CONTINUED																		
			67				87		142									4
			68			72.4	109		155		1MS	30S						1 3
			69						156									189
			71	4813	103	37.7	100	30	162	1MR	70		3	5		95		4 25
			72	4669	122		105		126	20R						80		SP
			77				90		153									
			78				90		136							90		
			80				100		155			30S						
			81									80S						
			85	3202	84	69	105		153						80	100		
			86				100		151		10MS					100		4
			87								5		7	8				2
			91	3028	40		98		162		0S	80S				100		
			92	2955	88		93		163							100		
			93	755	34				154									4
			95	109	2	57.0			141	30MR	40S		6					187
			96	82	1													
			97	77	1	58.8		40										
			98								30MS	0MR						S
24	SHM74340*-01H-2P-2S-0P	SW	1				85		144						85			
	TH*6/KF//LEE*6/KF/3/CAL/4/ALONDRA S		2	4000	62		111		151				7		97			
			5				75		313									
			6				80		258		20MS						*	
			7	5788	105	70.5	105		294		15MR	15					*	
			9								0R	15MR						
			101	3750	75	36.0	80	20	139					4			*	
			103	3769	79		83		134					1	74	98		234
			10				100		155				1			50		
			12	955			70		253			20R		4			*	4 4 6
			14	1688	6	28.8	79		139		0R			2				4
			15													0		
			16													60		
			17													0		0
			18	4736	93	79.0	100		298								*	
			19									20S						
			20				90		143									
			22			30.0	94	20	118					MS				S
			23													0		
			25			23.0	100		125	5MR	10MS		4	9	76	100		
			26			25.2	113		114				9		93			
			27	5664	92	35.2	98		110									
			29									1R					*	
			32							20M								S

TABLE 2. TABULATION OF ALL AGRONOMIC CHARACTERISTICS MEASURED FOR ALL ENTRIES AT ALL LOCATIONS REPORTING RESULTS OF THE 10TH INTERNATIONAL WINTER X SPRING WHEAT SCREENING NURSERY

ENTRY	PEDIGREE	SEED TYPE	LOC	YIELD (KG/HA)	%OF CK	TEST WT OR 1000 KW	PL HT (CM)	LODG (%)	DAYS TO FLOWER	PUC S	PUC R	PUC G	SEPT T	E G T	STAND EST	WNT HDNS (%)	SEL	MISC
24 CONTINUED																		
			34													0		
			35	5640	89		110		134		1R	40S		3				
			36	6161	95				151	1	1		5	4				
			37	6052	80	48	110	20	155		1R		4	5				81.6
			38				115		148	20S			4				*	G
			39				110		147	10MR				3	95	100		
			41				95		121			5MS						
			42				95		136			99		3				
			43				115	100	123					9				
			46	4369	73		95		136	10S						80		
			48						174		5S					25		
			51	930	23	37.2	85		141						90	10		56 370
			53	4240	118	74.5	90		81					4				
			54						M		1R	40MR						V
			55						170		1R	1R						
			57														*	MS
			59				85		314	1R					55			
			62			70	80		145	1		5S	1					43
			64	3350	57		95		141					2	75	100		
			65	3250	44	42	90		138		10		7	1		90		5 80.5
			66	4682	113	75.6	103	15	105						75		*	
			67	6249	90		90		133									6
			68			77.0	100		141								*	0 1
			69						147									187
			71	4250	91	33.8	90	0	154	5MS	20		3	7		95		4 30
			72	4669	122		100		118	30MS						80	*	E
			75															VF
			77				85		143									
			78				80		123							60		
			80				90		130									
			81									99S						
			85	2975	78	76	93		144						75	100		
			86													0		
			87						143		1		7	8				2
			91	2542	34		87		156		0R	20MR				85		
			92				92		149							100		
			93	1567	70				139									3
			95	96	2				124	10MR			8					173
			96	99	2	60.7												
			97	97	1	60.4												
			98								20MR	1MR						S
25	SWM743410*-01H-2P-2S-0P	SW	1				80		140	10MS					80			
	TH*6/KF//LEE*6/KF/3/CAL/4/ALONDRA S		2	4800	74		90		149				5		97			
			5				80		307		20MS							

TABLE 2. TABULATION OF ALL AGRONOMIC CHARACTERISTICS MEASURED FOR ALL ENTRIES AT ALL LOCATIONS REPORTING RESULTS OF THE 10TH INTERNATIONAL WINTER X SPRING WHEAT SCREENING NURSERY

ENTRY	PEDIGREE	SEED TYPE	LOC	YIELD (KG/HA)	%OF CK	TEST WT 1000 KW	PL HT (CM)	LODG (%)	DAYS TO FLOWER	PUC S	PUC R	PUC G	SEPT T	EG T	STAND EST	WNT HDNS (%)	SEL	MISC
25 CONTINUED																		
			6						253									
			7	6055	110	70.5	100		294		10MR	15					*	
			9								0R	10MR						
			101				82	20	138					0				
			103	3483	73		90		134					1	95	98		211
			10				99		152				2			50		
			12	589			80		251		1MR	20R					*	5 5 6
			14	1288	4	40.4	70		133		0R			6				4
			15													0		
			16				80									60		
			17													0		0
			18	5870	115	79.2	100		296								*	
			19									20S						
			20				85		142									
			22			29.6	92	20	118					MS				S
			23				123		131	70MS	10S					100		
			25			18.8	100		124	5R			4	7	72	87		
			26				113		115				9		87			
			27	4879	80	41.0	96		108	1R								
			29									1R					*	
			32							15M								S
			34													0		
			35	5610	89		115		134		0R	40S		4				
			36	5855	90				150	1	1		5	5				
			37	6786	90	51	110	5	153		1R		3	4				82.0
			38				90		146	30S			6					G
			39				90		147	10MR				3	95	100		
			41				94		119			10MS						
			42				91		136			90		5				
			43				110	20	122					5				
			46	3735	62		90		136							80		
			48						171		10S					25		
			51	3950	98	42.0	80		137						100	90		42 450
			53	4000	111	75.0	90		70									
			54						ME		10R	5MR						V
			55						170		1R	5R						
			57						125								*	
			59				82		312	1R					55			
			62			74	75		130				1					46
			64	4900	84		85		140					2	100	100		
			65	2200	30	42	95		140		10		6	1		90		5
			66	4175	101	76.8	100	20	104						75		*	
			67				90		132									7
			68			76.0	95		138									1 5

TABLE 2. TABULATION OF ALL AGRONOMIC CHARACTERISTICS MEASURED FOR ALL ENTRIES AT ALL LOCATIONS REPORTING RESULTS OF THE 10TH INTERNATIONAL WINTER X SPRING WHEAT SCREENING NURSERY

ENTRY	PEDIGREE	SEED TYPE	LOC	YIELD (KG/HA)	%OF CK	TEST WT OR 1000 KW	PL HT (CM)	LODG (%)	DAYS TO FLOWER	PUC S	PUC R	PUC G	SEPT T	E G T	STAND EST	WNT HDNS (%)	SEL	MISC
25 CONTINUED																		
			69						147									186
			71	3938	84	39.2	90	0	152	5MR	20		5	7		95		3 28
			72	4669	122		105		115	30MS						70	*	E
			75															VF
			77				85		140									
			78				80		123							60		
			80				85		130									
			81									99S						
			85	1437	38	75	87		144						50	50		
			86													0		
			87						143				7	8				2
			91	1722	23		89		155		0R	20MR				30		
			92				83		146							100		
			93	2166	97				133								*	1
			95	99	2				123	40MR			8					173
			96	94	2	61.5												
			97	96	1	60.5		20										
			98								10MR	0MS						S
26	SWM765591*-06H-1P-0P ND/P101//AZT	HW	1				70		156	25S					80			
			2	3200	49		82		155				6		96			
			5				55		315		40S							
			6						268									
			7	3677	67	66.0	103		304		80S	15						
			9								40S	70S						
			101				73	20	144					8				
			103	2912	61		70		136					3	80	100		245
			10				92		161				1			70	*	
			14	5400	18	27.7	57		136		0R			6				1
			15													25		
			16				71									70		
			17													3		385
			18	4769	93	81.7	100		306		60S						*	
			19							5MS	5S	60S						
			20				70		147									
			22			19.7	82		123	0 R				MS				S
			23				83		139	1R	5MS					93		
			25				80		129	10MS	30S		7	9	67	100		
			26				89		128				8		90			
			27	5206	85	27.8	82		114	1R								
			29							15MR		40S						
			32							1R								S
			34													0		
			35	6370	101		95		141		40S	0R		6				

TABLE 2. TABULATION OF ALL AGRONOMIC CHARACTERISTICS MEASURED FOR ALL ENTRIES AT ALL LOCATIONS REPORTING RESULTS OF THE 10TH INTERNATIONAL WINTER X SPRING WHEAT SCREENING NURSERY

ENTRY	PEDIGREE	SEED TYPE	LOC	YIELD (KG/HA)	%OF CK	TEST WT OR 1000 KW	PL HT (CM)	LODG (%)	DAYS TO FLOWER	PUC S	PUC R	PUC G	SEPT T	E G T	STAND EST	WNT HDNS (%)	SEL	MISC
26 CONTINUED																		
			36	6494	100				160	1	2		5	5				
			37	6419	85	34	90		160		90VS		5	6				77.6
			38				90		154				3					G
			39				100		155	40MR				3	95	100		
			41				81		125			10MS						
			42				76		141		99	99		7				
			43				85		129					9				
			46	3102	52		75		144			0R				85		
			48	4965	101	32.8			179		5MR					50	*	
			51	60	1	29.5												43
			53	3280	91	75.0	85		79					2				
			54						L		60MS	20MS						SV
			55				85		199		5MR	1R						
			59				75		325	1R					50		*	
			62			72	70		133			1	3					42
			64	3410	58		75		146					1	75	100		
			65	7213	98	38	90		145		90		7	1		100	*	4 81.5
			66					10	110						75			
			67				70		137									4
			68			73.2	86		146			5S						1 C
			69						149									186
			71	4438	95	26.0	85	0	158	1MR	50		5	7		100		6 40
			72	4669	122		80		124	10R						80		SP
			77				75		149									
			78				70		127							80		
			80				80		145			30S						
			81									99S						
			85	2980	78	67	89		151						75	90		
			86				84		150		30S					50		5
			87								10		8	8				2
			91	2556	34		76		157		0S	60S				95		
			92	2411	72		85		159							100		
			93	1322	59				143									4
			95	107	2	59.5			134	40MS	5		7					182
			96	100	2	60.5												
			97	125	2	61.5												
			98								1MR	1MR						S
27	SWM7655 91*-14P-4P-0H NO/P101//AZT	HW	1				85		147	40S					70			
			2	6480	100		120		152				5		97			
			5				80		309									
			6						253									
			7	4200	77	68.2	108		297		50S	70						
			9								0R	5MS						

TABLE 2. TABULATION OF ALL AGRONOMIC CHARACTERISTICS MEASURED FOR ALL ENTRIES AT ALL LOCATIONS REPORTING RESULTS OF THE 10TH INTERNATIONAL WINTER X SPRING WHEAT SCREENING NURSERY

ENTRY	PEDIGREE	SEED TYPE	LOC	YIELD (KG/HA)	%OF CK	TEST WT OR 1000 KW	PL HT (CM)	LODG (%)	DAYS TO FLOWER	PUC S	PUC R	PUC G	SEPT T	E G T	STAND EST	WNT HDNS (%)	SEL	MISC
27 CONTINUED																		
			101				79	20	139					0				
			103	2570	54		90		136					1	60	100		22°
			10				100		158				1			60		
			14	5125	17	33.3	75		133		0R							2
			15													30		
			16				88									20		
			17													7		841
			18	4669	92	82.6	110		299	60S								
			19							5MS	5S	40S						
			20				85		142									
			22			29.2	96	20	117					MR				S
			23				106		135	70MR						58		
			25	4090	120	25.5	95		127	15MS			5	7	71	85		
			26				116		119		20MS		8		91			
			27				87		108	5MS								
			29									25K						
			32							20M								S
			34													0		
			35	7710	122		105		134		1R	60S		3				
			36	5911	91				154	1	2		6	5				
			37	7336	98	48	115		156		1R		4	5				81.5
			38				105		150	30S			8					P
			39				105		150	40MS				3	95	100		
			41				100		119			10MS						
			42				96		135			95		6				
			43				105	10	124					9				
			46	4669	78		95		141	25S		5S				90		
			48						177		5MR					50		
			51	2360	58	39.3	105		136						100	5		36 535
			53	2800	78	70.0	85		75									
			54								50S	20S						V
			55				105		190		5MR	20S						
			57														*	VS W
			59				77		318	1R					65			
			62			56	85		132			1	5					32
			64	3840	66		90		142					2	75	100		
			65	4475	61	40	105		140				8	1		90		3 81.9
			66					50	105						70			
			67				92		134									5
			68			77.8	90		140								*	2 2
			69						148									186
			71	4375	93	35.0	95	0	155	1MR	20		6	5		90		4 34
			72	4336	113		95		120	50S						70		E
			75						E								*	VF

TABLE 2. TABULATION OF ALL AGRONOMIC CHARACTERISTICS MEASURED FOR ALL ENTRIES AT ALL LOCATIONS REPORTING RESULTS OF THE 10TH INTERNATIONAL WINTER X SPRING WHEAT SCREENING NURSERY

ENTRY	PEDIGREE	SEED TYPE	LOC	YIELD (KG/HA)	%OF CK	TEST WT OR 1000 KW	PL HT (CM)	LODG (%)	DAYS TO FLOWER	PUC S	PUC R	PUC G	SEPT T	E G T	STAND EST	WNT HDNS (%)	SEL	MISC
27 CONTINUED																		
			77				85		145								*	
			78				95		125							60		
			80				90		135			20S						
			81									99S						
			85	2808	73	76	99		148						80	90		
			86				97		147		40S					40		5
			87						144		1		8	7				1
			91	3431	46		97		156		0S	60S				90		
			92				97	30	157							100		
			93	2100	94				139								*	2
			95	114	2	61.1			125	30MR			8					174
			96	79	1													
			97	68	1	62.7		80										
			98								5MR	0S						S
28	SWM765592*-04P-1P-0H HYS 706/AZT	HW	1				68		149	65S					80			
			2	4160	64		108		155				6		97			
			5				65		319									
			6				80		266		30S	5MS					*	
			7	4966	90	69.4	110		301		60MS	15						
			9								0R	5R						
			101				70	20	143					3				
			103	3198	67		81		136					1	80	98		270
			10				102	25	160				1			70		
			14	5500	19	31.1	68		136		0R							2
			15													5		
			16				74									20		
			17													0		0
			18	4502	88	83.0	100		306								*	
			19								5S	5S						
			20				75		146								*	
			22			22.6	90		126					R				MR
			23				86		139	1R						48		
			25				80		127				5	9	63	100		
			26				95	90	121				8		90			
			27	4468	73	28.8	89		110									
			29									10S					*	
			32							20M								S
			34													0		
			35	7650	121		110	20	138		5MR	50S		4				
			36	7437	115				156	1	1		4	3				
			37	7336	98	41	90		157		1R		3	3				81.1
			38				105		152	10MR			4					FG
			39				90		147	40MR				1	95	100		

TABLE 2. TABULATION OF ALL AGRONOMIC CHARACTERISTICS MEASURED FOR ALL ENTRIES AT ALL LOCATIONS REPORTING RESULTS OF THE 10TH INTERNATIONAL WINTER X SPRING WHEAT SCREENING NURSERY

ENTRY	PEDIGREE	SEED TYPE	LOC	YIELD (KG/HA)	%OF CK	TEST WT OR 1000 KW	PL HT (CM)	LODG (%)	DAYS TO FLOWER	PUC S	PUC R	PUC G	SEPT T	E G T	STAND EST	WNT HDNS (%)	SEL	MISC
28 CONTINUED																		
			41				92		125									
			42				79		137		45	99		7				
			43				100	20	125					7				
			46	5203	87		100		144							95		
			48						175							25		
			51	4000	99	36.5	97		136						100	20		35 475
			53	2880	80	71.5	86		84		0R							
			54								1R	1R						V
			55				95		190		1R	5R						
			57															MS
			59				85		320	0R					70			
			62			73	60		133			1	3					41
			64	5610	96		75	13	142					1	100	100		
			65	4163	57	38	90		140		20		7	1		90		6 62.1
			66					40	110						80			
			67				75		135									5
			68			75.6	92		143									1 3
			69						148									186
			71	3688	79	29.3	90	0	158	1MR	10		5	5		100		5 45
			72	4002	104		90		125	30MS						70		E
			77				80		148									
			78				80		127							60		
			80				85		145			10S						
			81									99S						
			85	2498	65	74	87		146						75	100		
			86				90		149		10MR					50		5
			87								1		8	8				3
			91	4153	55		91		157		0R	0X				95		
			92	2744	82		100		157							100		
			93	1533	68				142									4
			95	112	2	61.5			134	10MR	0R		8					183
			96	89	1	61.9												
			97	104	1	62.9												
			98								30S	0S						S
29	SWM765858*-01P-1P-0P OFN/4/YT54/3/N10B/LR//MFO/5/DJ/6/ PCH/7/KAL/BB	HW	1				60		148	65S					75			
			2	4800	74		95		152				7		97			
			5				65		318		20MS							
			6						254									
			7	5599	102	69.4	98		296		80S	30	3					
			9								0R	40S						
			101				69	20	143					0				
			103	3141	66		65		136					0	59	96		279
			10				83		157				4			60	*	

TABLE 2. TABULATION OF ALL AGRONOMIC CHARACTERISTICS MEASURED FOR ALL ENTRIES AT ALL LOCATIONS REPORTING RESULTS OF THE 10TH INTERNATIONAL WINTER X SPRING WHEAT SCREENING NURSERY

ENTRY	PEDIGREE	SEED TYPE	LOC	YIELD (KG/HA)	%OF CK	TEST WT OR 1000 KW	PL HT (CM)	LODG (%)	DAYS TO FLOWER	PUC S	PUC R	PUC G	SEPT T	E G T	STAND EST	WNT HDNS (%)	SEL	MISC
29 CONTINUED																		
			14	4425	15	28.2	61		133		0R							4
			15													0		
			16													0		
			17													0		0
			18	4002	78	81.0	85		303	80S								
			19								1S	5S						
			20				75		142								*	
			22			20.9	75		120		0MR			R				MS
			23				79		136	1R	5S					36		
			25				75		125				8	0	76	89		
			26			25.0	90		122				8		86			
			27	3159	52	24.0	84		112									
			29							30X		25X						
			32							10M								S
			34													0		
			35	6040	96		90		138		0R	0R		2				
			36	6216	96				154	1	1		7	2				
			37	4585	61	32	90	20	157		30MR		5	1				76.9
			38				95		150	1R			8					FG
			39				90		153	25MR				1	100	100		
			41				79		122									
			42				80		135			10		2				
			43				100	20	124					7		40		
			46	3002	50		65		144			15S				85		
			48													0		
			51	3300	82	30.4	87		131						100	30		31 435
			53	3320	92	72.5	75		78									
			54						ME		70S	10MR						V
			55						195		1R	1R						
			57															VS
			59				77		313	5R					60		*	
			62			75	65		148	1			3					39
			64				65		142					2	75	100		
			65	4438	60	36	75		140		80		7	1		90		6 82.3
			66					50	105						65			
			67	7082	102		80		134									6
			68			73.6	77		140									3 4
			69						152									186
			71	4375	93	25.1	80	5	156	1MR	30		7	1		100		7 50
			72	4002	104		90		124	30MS						60		E
			77				75		146									
			78				80		125							60		
			80				75		145			10S						
			81									99S						

TABLE 2. TABULATION OF ALL AGRONOMIC CHARACTERISTICS MEASURED FOR ALL ENTRIES AT ALL LOCATIONS REPORTING RESULTS OF THE 10TH INTERNATIONAL WINTER X SPRING WHEAT SCREENING NURSERY

ENTRY	PEDIGREE	SEED TYPE	LOC	YIELD (KG/HA)	%OF CK	TEST WT OR 1000 KW	PL HT (CM)	LODG (%)	DAYS TO FLOWER	PUC S	PUC R	PUC G	SEPT T	E G T	STAND EST	WNT HDNS (%)	SEL	MISC
29 CONTINUED																		
			85	1909	50	75	84		147						80	75		
			86				95				60S					0		
			87						145		1		3	4				2
			91	695	9		73		157		0S	60S				15		
			92				82		157							100		
			93	1289	57				142									4
			95	96	2				131				8					170
			96	96	2	60.0												
			97	91	1	62.2							7					
			98															W
30	SW076112C -01P-2P-0P	HW	1				70		158	25MS					75			
	ND/2*101SEL//MCS,F1/3/TJB 801/1332		2	6240	96		90		165				7		98			
			5				65		328			30S						
			6						295									
			7	2311	42	71.6	100		315		70MS	70						
			9									5R						
			100														*	
			101				71	20	148					5				
			103	2056	43		65		140					1	88	98		186
			10				93		159				1			60		
			14	3388	12	40.6	68		138		0R							2
			15													0		
			16				83									85		
			17													0		0
			18	5603	110	81.2	95		322	20MR							*	
			19									70S						
			20				75		154								*	
			22			22.4	89		131					MR				MR
			23				85		141	1R	1R					47		
			25				85		132				5	3	76	100		
			26				101		127				8		87			
			27				90		120	5MS								
			29							15MR		30S						
			32							1R								W
			34													0		
			35	5980	95	43.1	105		151		0R	0R		5			*	
			36	7520	116				162	1	1		3	5				
			37	5961	79	51	90		160		1R		3	1			*	76.1
			38				95		154	1R			5					FG
			39	4200	107	42	90		156	10MR				3	95	100	*	
			41				84		132									
			42				78		140		95	99		1				
			43				80		136					9				

TABLE 2. TABULATION OF ALL AGRONOMIC CHARACTERISTICS MEASURED FOR ALL ENTRIES AT ALL LOCATIONS REPORTING RESULTS OF THE 10TH INTERNATIONAL WINTER X SPRING WHEAT SCREENING NURSERY

ENTRY	PEDIGREE	SEED TYPE	LOC	YIELD (KG/HA)	%OF CK	TEST WT OR 1000 KW	PL HT (CM)	LODG (%)	DAYS TO FLOWER	PUC S	PUC R	PUC G	SEPT T	E G T	STAND EST	WNT HDNS (%)	SEL	MISC
30 CONTINUED																		
			46	3535	59		75		149			10MS				80		
			48													0		
			51	2020	50	40.2	85		143						100	30		33 365
			53	2440	68	61.5	80		102									
			54								10MR	5MR						SW
			55				85		198		30S	5MR						
			57															S
			59				80		326						65			
			62			72	70		151									50
			64	4990	85		80		144					1	100	100		
			65	5400	73	50	90		145		10		7	1		100		7 81.3
			66					5	121						80			
			67				78		139									5
			68			72.0	84		150									1 3
			69						156									189
			71	4313	92	34.5	85	0	159	5MR	10		3	5		100		6 43
			72	3669	96		85		135	20MR						80		E
			77				80		152									
			78				80		133							70		
			80				90		155			10S						
			81									80S						
			85	2908	76	70	82		152						90	100		
			86				85		130		1MR					50		4
			87								1		6	6				3
			91	2611	35		78		160		0R	20MR				85		
			92	2889	86		88		161							100		
			93	622	28				153									5
			95	99	2				143	10MR	0R		6					188
			96	93	1	59.0												
			97	106	1													
			98								20MR	0S						S
31	SWM753995*-03P-1H-1P-0S ND/P101//KAL/88	HW	1				80		148	99S					60			
			2	9200	142		107		164				4		96			
			5				75		328			30S						
			6						293									
			7	3955	72	68.2	105		306		60S	80						
			9								0R	40S						
			101				78	20	145					7				
			103	3826	80		90		136					0	94	100		212
			10				102		158	1R			1			50		
			14	5213	18	33.5	82		136		0R			2				0
			15													5		
			16				90									90		

TABLE 2. TABULATION OF ALL AGRONOMIC CHARACTERISTICS MEASURED FOR ALL ENTRIES AT ALL LOCATIONS REPORTING RESULTS OF THE 10TH INTERNATIONAL WINTER X SPRING WHEAT SCREENING NURSERY

ENTRY	PEDIGREE	SEED TYPE	LOC	YIELD (KG/HA)	%OF CK	TEST WT OR 1000 KW	PL HT (CM)	LODG (%)	DAYS TO FLOWER	PUC S	PUC R	PUC G	SEPT T	E G T	STAND EST	WNT HDNS (%)	SEL	MISC
31 CONTINUED																		
			17													2		240
			18	5003	98	81.2	110		319		10MS						*	
			19							1MS	1R	70S						
			20				85		152									
			22			18.9	103		126	0 R				MR				MS
			23				90		139	1R						72		
			25				100		129	15MS			7	7	76	100		
			26				110		124				8		91			
			27	5599	91	28.2	93		114	5MR								
			29									25X						
			32							5M								S
			34													0		
			35	7960	126	35.6	110		145		0R	0R		5	70		*	
			36	7992	123				160	1	1		5	6				
			37	8253	110	42	115	5	160		1R		4	5				78.9
			38				90		154	50S			8				*	VG
			39				100		150	10MR				3	95	100		
			41				100		126									
			42				95		137			99		8				
			43				105	10	130					9		30		
			46	4402	73		85		145	15S						90		
			48						176							25		
			51	2720	67	34.6	94		142						100	30		42 340
			53	3160	88	62.5	90		99					1				
			54						VL		1R	1R						V
			55				85		170		1R							
			57															VS
			59				90		320	5R			7		65			
			62			72	65		147				3					43
			64	5210	89		95		142					4	100	100		
			65	3650	50	38	90		140		20		7	1		100		7 80.7
			66					5	112						65			
			67				90		137									5
			68			78.0	80		140		20R	5S						1 1
			69	5487	86	56.0			149								*	187
			71	4063	87	28.1	95	0	159	5MS	20		5	5		100		6 36
			72	5336	139		95		125	20MR						80		E
			77				90		149									
			78				95		130							80		
			80				95		145			30S						
			81									80S						L
			85	2892	76	77	95		146						80	100		
			86				95		148		10S					50		5
			87								1		7	8				3
			91	3681	49		94		156		0R	60S				95		
			92	2000	60		83		159							100		
			93	922	41				147									4
			95	112	2	61.1			149	10MR	0R		6					187

TABLE 2. TABULATION OF ALL AGRONOMIC CHARACTERISTICS MEASURED FOR ALL ENTRIES AT ALL LOCATIONS REPORTING RESULTS OF THE 10TH INTERNATIONAL WINTER X SPRING WHEAT SCREENING NURSERY

ENTRY	PEDIGREE	SEED TYPE	LOC	YIELD (KG/HA)	%OF CK	TEST WT OR 1000 KW	PL HT (CM)	LODG (%)	DAYS TO FLOWER	PUC S	PUC R	PUC G	SEPT T	E G T	STAND EST	WNT HDNS (%)	SEL	MISC
32	SWM754008*-01H-3P-2P-0P	HW	1				65		147	99S					60			
	CAR58-182/GNS//KAL/BB		2	4800	74		95		152				5		97			
			5				70		313		20MS	10S						
			6						258									
			7	4100	75	65.1	96		295		60S	90	4					
			9								0R	90S						
			100														*	
			101				65	20	141					3				
			103	3141	66		78		136		40S			0	67	100		274
			10				94		156	5MR			1			60		
			14	5000	17	32.0	72		133		0R			2				0
			15													70		
			16				83									100		
			17													17		1066
			18	4736	93	80.8	95		298		80S						*	
			19							50S	80S	30S						
			20				85		142									
			22			27.4	86		118	0MS	0MS	0 R		R				S
			23				90		133	90MS						93		
			25	2444	72	17.9	85		126	70S	99S		5	5	67	100		
			26				110		125		80MS		9		91			
			27	4236	69	29.2	90		110	5MS								
			29									25X						
			32							40MS								S
			34													0		
			35	6840	108	34.3	95		139		50S	0R		3			*	
			36	6993	108				153	1	1		4	5				
			37	2934	39	36	90		157		50MS		7	1			*	77.6
			38				90		152	60S			7					FG
			39				90		150	25MR				1	95	100		
			41				88		123			10MS						
			42				94		137			95		6				
			43				95	10	128		40S			7				
			46	2134	36		80		144			20S				70		
			48						175		40S					50		
			51	4010	99	34.2	87		141						100	40		35 330
			53	3280	91	68.5	75		79									
			54						M		60S	99S						V
			55						170		5M	5R						
			59				77		318	99S					55			
			62			74	65		132				1					39
			64	2230	38		80		141		99MS			1	75	100		
			65	2438	33	40	85		140		70		6	1		100		6
			66					5	104						70			

TABLE 2. TABULATION OF ALL AGRONOMIC CHARACTERISTICS MEASURED FOR ALL ENTRIES AT ALL LOCATIONS REPORTING RESULTS OF THE 10TH INTERNATIONAL WINTER X SPRING WHEAT SCREENING NURSERY

ENTRY	PEDIGREE	SEED TYPE	LOC	YIELD (KG/HA)	%OF CK	TEST WT OR 1000 KW	PL HT (CM)	LODG (%)	DAYS TO FLOWER	PUC S	PUC R	PUC G	SEPT T	E G T	STANO EST	WNT HDNS (%)	SEL	MISC
32 CONTINUED																		
			67	5353	77		80		135									4
			68			77.2	78		140			10S						0 1
			69	4157	65	53.6			148								*	186
			71	1500	32	22.0	80	0	157	15S			9	1		90		8 43
			72	4002	104		90		123	40S						80		E
			75															VF
			77				75		144								*	
			78	4100	122		80		125							90	*	
			80				80		140			10S						
			81							40S		80S						
			85	3186	83	78	94		144						85	100		
			86				90		144		70S					60		4
			87						142		5		6	7				3
			91	4750	63		90		155		0S	70S				100		
			92				87	50	149							100		
			93	955	43				141									4
			95	82	1				127				8					176
			96	102	2	62.2												
			97	107	1	63.1							7					
			98								50S	0S						S
33	SWM754112*-01H-1P-2H-0P MZL/TI	HW	1				55		150	40S					60			
			2	4720	73		81		149				7		95			
			5				65		319		10MS	5MS						
			6						266									
			7	5822	106	68.0	82		295		5MS	40	6					
			9								0R	50MS						
			100														*	
			101				67	20	139					8				
			103	3369	71		68		133					0	77	100		230
			10				80		151	1R			5			50		
			12	58			70		263		5S			8			*	6 8 9
			14	3313	11	40.4	51		132		0R			2				2
			15													10		
			16				70									85		
			17													9		954
			18	4669	92	78.8	80		297								*	
			19							5S		40S						
			20				75		137								*	
			22			25.0	72	20	115					R				S
			23	2975	74	32.0	74		131	40R						99		
			25	3348	98	19.6	70		124	5R			8	9	74	100		
			26				86		120				9		90			
			27	5099	83	31.0	93		112	1MR								

TABLE 2. TABULATION OF ALL AGRONOMIC CHARACTERISTICS MEASURED FOR ALL ENTRIES AT ALL LOCATIONS REPORTING RESULTS OF THE 10TH INTERNATIONAL WINTER X SPRING WHEAT SCREENING NURSERY

ENTRY	PEDIGREE	SEED TYPE	LOC	YIELD (KG/HA)	%OF CK	TEST WT OR 1000 KW	PL HT (CM)	LODG (%)	DAYS TO FLOWER	PUC S	PUC R	PUC G	SEPT T	E G T	STAND EST	WNT HDNS (%)	SEL	MISC
33 CONTINUED																		
			29									25S						
			32							1R								W
			34													0		
			35	5830	92		85		132		0R	0R		1				
			36	5800	89				150	1	1		5	6				
			37	4677	62	44	75		152		1R		8	5				77.3
			38				90		140	40S			8					P
			39				80		145	40MS				5	95	100		
			41				79		120									
			42	3636	72		75		132			60		9				
			43				80		123					9		30		
			46	4936	82		60		140			5S				80		
			48						169		5MR					99		
			51	4250	105	35.0	85		131						90	70		40 640
			53	3560	99	67.5	75		88									
			54								1R	1R						SV
			55						180		15S	5R						
			57														*	
			59				67		312	10R			7		55			
			62			73	70		153			10S	3					43
			64	4040	69		70		137					2	100	100		
			65	1375	19	46	75		138		80		9	1		100		9
			66					15	103						70			
			67	7811	113		75		131									7
			68			72.6	67		137									1 3 5
			69						147									185
			71	2813	60	28.1	60	0	150	1MR			9	3		90		7 53
			72	3669	96		70		118	30MR						80		E
			75						E								*	VF
			77				60		139								*	
			78	2500	75		75		125							80	*	
			80				70		130			10MS						
			81									99S						
			85	3841	100	77	78		141						85	100		
			86				65		144		1S					40		6
			87						143				4	4				4
			91	4486	60		73		150		0R	10MR				100		
			92	1355	40		76		145							100		
			93	1211	54				133									3
			95	94	2				117	20MR			9					170
			96	90	1	62.4												
			97	80	1	62.6							7					
			98															W

TABLE 2. TABULATION OF ALL AGRONOMIC CHARACTERISTICS MEASURED FOR ALL ENTRIES AT ALL LOCATIONS REPORTING RESULTS OF THE 10TH INTERNATIONAL WINTER X SPRING WHEAT SCREENING NURSERY

ENTRY	PEDIGREE	SEED TYPE	LOC	YIELD (KG/HA)	%OF CK	TEST WT OR 1000 KW	PL HT (CM)	LODG (%)	DAYS TO FLOWER	PUC S	PUC R	PUC G	SEPT T	E G T	STAND EST	WNT HDNS (%)	SEL	MISC
34	SWM754156*-01H-1M-1H-0S	HW	1				78		149						70			
	PJ/HN4//GLL		2	4800	74		96		150				5		93			
			5				75		321									
			6						268									
			7	3600	66	69.8	90		294		80S	10	5					
			9								0R	20MS						
			101				64	20	140					6				
			103	3540	74		73		135		25S			0	87	100		172
			10				83		151				2			50	*	
			14	3350	11	33.7	64		133		0R			5				3
			15													10		
			16				78									75		
			17													14		1138
			18	5103	100	81.7	85		298	80S								
			19							5MS	80S	40S						
			20				80		130									
			22			39.0	92		115		0MS			R				S
			23	3118	77	33.0	94		133		10MS					93		
			25	3585	105	22.1	88		126		10S		5	5	75	99		
			26				100		122	1MS			8		83			
			27	6557	107	37.2	92		113									
			29									10S						
			32															W
			34													0		
			35	7580	120		100		135		30MS	0R		3				
			36	6605	102				150	2	1		4	5				
			37	4677	62	47	90		156		60MS		4	6				79.5
			38				100		144	5MS			4					FP
			39				90		146	10MR				5	95	100		
			41				86		121									
			42	5075	100		85		134			99		5				
			43				95	20	125		40S			9		30		
			46	3368	56		75		141			5S				85		
			48						171		25S					75		
			51	3400	84	40.3	90		137						90	60		35 500
			53	2880	80	67.5	85		89									
			54								1R	1R						SV
			55				85		175		40S							
			59				80		312	10R			7		70			
			62			70	75		181				1					55
			64	4810	82		75		140		40MS			2	100	100		
			65	3413	46	42	90		138		80		7	1		100		7 78.9
			66	3642	88	80.9	90	10	99						65		*	
			67	6145	89		80		133									5

TABLE 2. TABULATION OF ALL AGRONOMIC CHARACTERISTICS MEASURED FOR ALL ENTRIES AT ALL LOCATIONS REPORTING RESULTS OF THE 10TH INTERNATIONAL WINTER X SPRING WHEAT SCREENING NURSERY

ENTRY	PEDIGREE	SEED TYPE	LOC	YIELD (KG/HA)	%OF CK	TEST WT OR 1000 KW	PL HT (CM)	LODG (%)	DAYS TO FLOWER	PUC S	PUC R	PUC G	SEPT T	E G T	STAND EST	WNT HDNS (%)	SEL	MISC
34 CONTINUED			68			77.0	86		141									1 0 10
			69						147									186
			71	4500	96	34.5	80	0	150	1MR	30		5	3		90		4 46
			72	4669	122		85		121	10R						80		E
			75															VF
			77				65		139									
			78				80		122							70		
			80				75		130			10S						
			81									99S						
			85	1732	45	73	92		147						40	100		
			86								60S					0		
			87						142		1		6	7				3
			91	1778	24		84		155		0S	80S				90		
			92	2055	61		82	30	147							100		
			93	1400	62				133									2
			95	102	2	60.4			118				9					170
			96	99	2	62.1												
			97	108	2	63.0							7					
			98															W
35	SWM754156*-01H-1M-2H-0H PJ/HN4//GLL	HW	1				75		149						85			
			2	4000	62		98		149				6		96			
			5				70		322									
			6						268									
			7	3477	63	72.7	92		294		20MS	10	3				*	
			9							1R	0R	50S						
			101				72	20	139					5				
			103	2969	62		80		135		25S			0	77	100		181
			10				88		151				5			50	*	
			14	4425	15	43.8	72		130		0R			5				3
			15													5		
			16				80									75		
			17													8		681
			18	4902	96	81.0	95		297	80S●								
			19							5MS	90S	50S						
			20				85		138								*	
			22			40.2	86	20	115		0MR							S
			23	3154	78	33.0	93		132		10MS					99		
			25	3323	98	24.4	85		126		5S		4	7	76	100		
			26				110	100	122				8		83			
			27	5075	83	38.8	96		112		1MR							
			29									10MR					*	
			32															W
			34													0		

TABLE 2. TABULATION OF ALL AGRONOMIC CHARACTERISTICS MEASURED FOR ALL ENTRIES AT ALL LOCATIONS REPORTING RESULTS OF THE 10TH INTERNATIONAL WINTER X SPRING WHEAT SCREENING NURSERY

ENTRY	PEDIGREE	SEED TYPE	LOC	YIELD (KG/HA)	%OF CK	TEST WT OR 1000 KW	PL HT (CM)	LODG (%)	DAYS TO FLOWER	PUC S	PUC R	PUC G	SEPT T	E G T	STAND EST	WNT HDNS (%)	SEL	MISC
35 CONTINUED																		
			35	6960	110		100		134		30S	50S		4				
			36	6105	94				149	1	1		4	5				
			37	4402	59	50	90		152		40MR		3	5				81.3
			38				95		144				5					FG
			39				95		146	5MR				5	95	100		
			41				85		119			10MS						
			42				85		136			99		5				
			43				95	100	126		30MS			7				
			46	4002	67		75		139			10S				95		
			48						172		10S					99		
			51	2715	67	44.3	90		137						90	30		36 552
			53	2880	80	74.5	85		87									
			54								1R	1R						SV
			55				85		185		20MR							
			59				80		312	80S					50			
			62			75	75		146				1					53
			64	3030	52		80		139		25MS			2	100	100		
			65	1963	27	46	90		138		80		8	1		100		8
			66					40	99						60			
			67				92		133									6
			68			78.8	91		139									1 1 5
			69						148									186
			71	3875	83	34.1	85	0	151	1MR			7	3		80		4 52
			72	3335	87		90		120	0R						80		E
			75						E								*	VF
			77				70		138									
			78				80		122							70		
			80				75		130			5S						
			81									99S						
			85	2609	68	78	95		144						75	80		
			86													0		
			87						144		1		7	8				3
			91	2792	37		89		152		0S	80S				90		
			92				82	50	149							100		
			93	1322	59				133									2
			95	91	2				114	10MS			8					170
			96	88	1	63.1												
			97	102	1	63.5		30										
			98															W
36	SWM754171*-05P-1P-2+-0H PCHU/3/2*KT54AE/KT54B//NAR/4/LFN/5/ JUP	HW	1				90		146						80			
			2	6000	93		116		154				4		90			
			5				70		315		20S							
			6						268									

TABLE 2. TABULATION OF ALL AGRONOMIC CHARACTERISTICS MEASURED FOR ALL ENTRIES AT ALL LOCATIONS REPORTING RESULTS OF THE 10TH INTERNATIONAL WINTER X SPRING WHEAT SCREENING NURSERY

ENTRY	PEDIGREE	SEED TYPE	LOC	YIELD (KG/HA)	%OF CK	TEST WT OR 1000 KW	PL HT (CM)	LODG (%)	DAYS TO FLOWER	PUC S	PUC R	PUC G	SEPT T	EGT	STAND EST	WNT HDNS (%)	SEL	MISC
36 CONTINUED																		
			7	3000	55	61.5	95		300		50S	90	3					
			9							1MR	30MS	90S						
			101				78	20	144					8				
			103	4111	86		93		138		40S			0	89	100	*	221
			10				94		156				1			60		
			14	4863	17	37.7	92		137		0R							0
			15													5		
			16				92									80		
			17													1		144
			18	4536	89	81.5	100		301	80S								
			19							60S	1S	50S						
			20				85		142								*	
			22			29.4	96	20	123		0MS	0MR		R				S
			23				88		135		10MS					20		
			25	5015	147	26.6	100		127		60MS		5	8	78	96		
			26				114	100	124				8		80			
			27	4843	79	31.2	96		110									
			29									5MR						
			32							30MS								S
			34													0		
			35	7450	118		105	40	146		1R	0R		3				
			36	7437	115				156	1	1		4	2				
			37	5044	67	39	110	5	161		60MS		4	1				78.1
			38				105		154	20S			7				*	VG
			39				90		147	5MR				3	95	98		
			41				110		128			5MS						
			42				101		135		99	95		6				
			43				115	100	129		30MS			7		20		
			46	5336	89		85		144	5S		15S				55		
			48													0		
			51	1750	43	38.7	95		138						100	5		39 325
			53	4480	124	64.0	85		79									
			54						ME		60S	50MS						V
			55						170		5MR	10S						
			57															MS
			59				93		324	20R					60			
			62			71	65		131	1			1					42
			64	4800	82		100	13	142		65MS			1	75	100		
			65	5088	69	40	95		144		80		5	1		100		7 78.9
			66					35	102						65			
			67				90		138									4
			68			78.2	110		145			10S						1 1
			69						155									189
			71	4125	88	30.0	90	0	158	5MS	30		4	7		100		5 35

TABLE 2. TABULATION OF ALL AGRONOMIC CHARACTERISTICS MEASURED FOR ALL ENTRIES AT ALL LOCATIONS REPORTING RESULTS OF THE 10TH INTERNATIONAL WINTER X SPRING WHEAT SCREENING NURSERY

ENTRY	PEDIGREE	SEED TYPE	LOC	YIELD (KG/HA)	%OF CK	TEST WT OR 1000 KW	PL HT (CM)	LODG (%)	DAYS TO FLOWER	PUC S	PUC R	PUC G	SEPT T	E G T	STAND EST	WNT HDNS (%)	SEL	MISC
36 CONTINUED																		
			72	5336	139		110		124							90	*	E
			75															VF
			77				85		149								*	
			78				90		132							90		
			80				100		150			20S						
			81									80S						L
			85	2953	77	73	107		149						80	80		
			86													0		
			87								1		6	7				3
			91	4917	65		105		159		0R	50MS				95		
			92	2378	71		87		155							100		
			93	1733	77				143									3
			95	118	2	59.1			134	10MR	10MR		6					182
			96	80	1													
			97	102	1	61.2		40										
			98								20S	0MS						S
37	SWM754651*-01H-1P-1H-0P TAST/ANZA	HW	1				78		146						70			
			2	4800	74		112		154				4		92			
			5				65		318									
			6						262									
			7	5722	104	69.8	93		299		15MR	20	3				*	
			101				67	20	144					6				
			103	2969	62		85		136		1R			1	75	100		284
			10				85		155				1			40	*	
			12	48			80		269		20S			0				6 4 7
			14	6688	23	28.0	88		134		0R			4				3
			15													5		
			16													0		
			17													0		0
			18	5903	116	81.5	100		303								*	
			19									10M						
			20				95		142								*	
			22			27.1	72		123					R				MS
			23				88		135		1R					94		
			25	3824	112	26.3	82		125				5	3	61	100		
			26			25.4	103		117				8		72			
			27				84		105	10S								
			29									5MR					*	
			32							5MR								S
			34													0		
			35	7560	120		105		138		10MR	0R		2				
			36	5633	87				154	1	1		4	5				
			37	4585	61	38	85		157		90VS		3	6				80.2

TABLE 2. TABULATION OF ALL AGRONOMIC CHARACTERISTICS MEASURED FOR ALL ENTRIES AT ALL LOCATIONS REPORTING RESULTS OF THE 10TH INTERNATIONAL WINTER X SPRING WHEAT SCREENING NURSERY

ENTRY	PEDIGREE	SEED TYPE	LOC	YIELD (KG/HA)	%OF CK	TEST WT OR 1000 KW	PL HT (CM)	LODG (%)	DAYS TO FLOWER	PUC S	PUC R	PUC G	SEPT T	E G T	STAND EST	WNT HDNS (%)	SEL	MISC
37 CONTINUED			38				105		150	20S			7					FG
			39				85		150	10MR				5	100	100		
			41				97		121					3				
			42				90		135			50		5				
			43				105	100	126					7				
			46	3802	63		85		140			25S				50		
			48						172		40S					25		
			51			38.7	90		137						100	5		26
			53	4560	127	76.0	80		78									
			54						ME		1R	1R						V
			55						175		10S							
			57														*	
			59				77		319						55			
			62			69	60		131				3					40
			64	3750	64		75	26	142		25MS			3	75	50		
			65	2863	39	36	80		140		10		4	1		80		7
			66					50	101						65			
			67				92		136									7
			68			76.2	98		140								*	1 C 5
			69						148									186
			71	5875	125	33.6	90	15	155		30		3	5		100		4 30
			72	4336	113		95		123							80		E
			77				80		144									
			78				80		126							70		
			80				90		150									
			81									30MS						
			85	2387	62	77	88		148						75	100		
			86													0		
			87								1		5	7				2
			91	945	13		87		160		0R	20MR				20		
			92	2366	71		89		155							100		
			93	2289	102				147								*	2
			95	96	2				129	30MR	0R		8					178
			96	98	2	62.2												
			97	22				90										
			98								20MR	0MR						I
38 SWM754660*-04H-3P-1H-0P HIM/CNOR		HW	1				90		146						80		*	
			2	4880	75		123		152				4		93			
			5				70		332		30MS							
			6						284									
			7	4488	82	70.0	105		296		50S	80						
			9								10R	60S						
			101				71	20	140		1R			6				
			103	2455	51		103		136					1	75	100		202
			10				96		155	1MR			5			60		

TABLE 2. TABULATION OF ALL AGRONOMIC CHARACTERISTICS MEASURED FOR ALL ENTRIES AT ALL LOCATIONS REPORTING RESULTS OF THE 10TH INTERNATIONAL WINTER X SPRING WHEAT SCREENING NURSERY

ENTRY	PEDIGREE	SEED TYPE	LOC	YIELD (KG/HA)	%OF CK	TEST WT OR 1000 KW	PL HT (CM)	LODG (%)	DAYS TO FLOWER	PUC S	PUC R	PUC G	SEPT T	E G T	STAND EST	WNT HDNS (%)	SEL	MISC
38 CONTINUED			14	1825	6	27.2	77		135		0R							3
			15													10		
			16				61									70		
			17													0		0
			18	3602	71	80.6	105		303	80S								
			19							30MS	30S	50S						
			20				95		140									
			22			28.7	86	20	123	0MR				MR				MS
			23				111		133	40MS	5MS					99		
			25				100		128	20MS	5S		5	7	71	100		
			26				114	100	125				8		79			
			27				96		115	10S								
			29							80MS		1R						
			32															W
			34													0		
			35	7080	112		110		140		30S	0R		5				
			36	6549	101				152	1	3		3	4				
			37	3668	49	44	105	5	155		90VS		8	1				81.5
			38				105		150	30S			4					G
			39				105		152	10MR				3	90	100		
			41				105		121									
			42				105		135		90	85		6				
			43				115	100	126					7				
			46	2501	42		90		140			15S				40		
			48						175		10S					75		
			51	2230	55	42.0	105		137						100	20		34 540
			53	2480	69	63.0	100		97									
			54						VL		1R	10X						SV
			55						175		10S	40S						
			59				85		318	20R			7		55			
			62			64	80		179				1					36
			64	3970	68		90	13	141		99S			2	75	100		
			65	3500	48	42	100		138		70		5	2		90		8
			66					45	102						65			
			67				100		133									6
			68			80.8	116		145		20MS	10S						1 C 5
			69						149									187
			71	3250	69	32.5	95	30	156	5MR	20		3	5		70		4 42
			72	5336	139		120		121							80	*	E
			75						E									VF
			77				90		139								*	
			78	3425	102		80		125							90	*	
			80				95		150	5MS		10MS						
			81									80S						L

TABLE 2. TABULATION OF ALL AGRONOMIC CHARACTERISTICS MEASURED FOR ALL ENTRIES AT ALL LOCATIONS REPORTING RESULTS OF THE 10TH INTERNATIONAL WINTER X SPRING WHEAT SCREENING NURSERY

ENTRY	PEDIGREE	SEED TYPE	LOC	YIELD (KG/HA)	%OF CK	TEST WT OR 1000 KW	PL HT (CM)	LODG (%)	DAYS TO FLOWER	PUC S	PUC R	PUC G	SEPT T	E G T	STAND EST	WNT HDNS (%)	SEL	MISC
38 CONTINUED																		
			85	2520	66	77	102		147						75	100		
			86				95		147		99S					20		6
			87						145		1		6	8				4
			91	2681	36		105		154		0S	30MS				60		
			92				97		154							100		
			93	1511	67				135									2
			95	111	2	60.4			128	50MS			5					177
			96	50	1													
			97	17				90										
			98															W
39	SWM742026*-10P-1H-1S-0P	HW	1				88		148						85		*	
	ORE F1-158/FDL//BOLILLO S		2	5600	86		122		151				5		94			
			5				75		310									
			6						259									
			7	5855	107	69.1	110		297			30	3				*	
			9								0R	5R						
			101				70	20	142					2				
			103	2855	60		100		136					3	80	100		217
			10				101		155				1			60		
			12	1225			75		251			1R					*	3 3 6
			14	5088	17	38.7	85		135		0R			5				0
			15													50		
			16				87									85		
			17													0		0
			18	5369	105	80.3	100		298								*	
			19							1R		10M						
			20				95		142									
			22			28.7	90	20	123					MR				MS
			23	2094	52	28.0	102		133							84		
			25	3458	102	23.4	95		126				6	5	70	100		
			26				114	90	122				8		82			
			27	5569	91	36.0	99		109									
			29														*	
			32							1R								S
			34													0		
			35	6910	110	35.8	110		138		0R	0R		3			*	
			36	6549	101				153	1	1		3	5				
			37	3668	49	37	100	20	157		1R		4	4				80.4
			38				110		150				3					VG
			39				105	40	151	25MS				3	95	100		
			41				103		123									
			42				106		135		5	10		3				
			43				115	100	126					7				

TABLE 2. TABULATION OF ALL AGRONOMIC CHARACTERISTICS MEASURED FOR ALL ENTRIES AT ALL LOCATIONS REPORTING RESULTS OF THE 10TH INTERNATIONAL WINTER X SPRING WHEAT SCREENING NURSERY

ENTRY	PEDIGREE	SEED TYPE	LOC	YIELD (KG/HA)	%OF CK	TEST WT OR 1000 KW	PL HT (CM)	LODG (%)	DAYS TO FLOWER	PUC S	PUC R	PUC G	SEPT T	E G T	STAND EST	WNT HDNS (%)	SEL	MISC
39 CONTINUED																		
			46	5036	84		90		140			5S				100		
			48						175							25		
			51	2120	52	40.4	100		140						100	20		54 385
			53	3200	89	71.8	85		78									
			54						ME		1R	1R						V
			55						175		1R							
			57														*	
			59				90		318						70			
			62			74	65		141				1					49
			64	4120	70		95	13	143					1	100	100		
			65	3250	44	38	110		141		70		5	1		80		4 78.1
			66					35	101						65			
			67				100		134									5
			68			75.8	111		139									1 1
			69						153									189
			71	6750	144	35.7	100	25	156		10		1	5		100		4 36
			72	5003	130		110		120							90	*	E
			75						E								*	VF
			77				80		140								*	
			78	3050	91		90		125							80	*	
			80				95		145			10S						
			81									10MS						
			85	2348	61	77	102		144						75	100		
			86				100		147		10MR					40		5
			87										5	6				3
			91	3167	42		106		155		0R	5R				90		
			92				103		154							100		
			93	1811	81				138									2
			95	87	1				129	20MR			8					177
			96	91	1	61.1												
			97	103	1	61.3		60										
			98								30MR	0MR						I
41	SWM742026*-10P-1H-1S-0S ORE F1-158/FDL//BOLILLO S	HW	1				88		150						80		*	
			2	5600	86		119		152				5		90			
			5				75		312									
			6						259									
			7	6144	112	70.0	109		295			15	5					
			9								0R	0R						
			101				79	20	141					4				
			103	2798	59		99		137		25S			1	81	100		212
			10				102		157				1			60		
			12	1055			75		251			1R		3			*	5 4 6
			14	3150	11	43.2	80		135		0R			4				2

TABLE 2. TABULATION OF ALL AGRONOMIC CHARACTERISTICS MEASURED FOR ALL ENTRIES AT ALL LOCATIONS REPORTING RESULTS OF THE 10TH INTERNATIONAL WINTER X SPRING WHEAT SCREENING NURSERY

ENTRY	PEDIGREE	SEED TYPE	LOC	YIELD (KG/HA)	%OF CK	TEST WT OR 1000 KW	PL HT (CM)	LODG (%)	DAYS TO FLOWER	PUC S	PUC R	PUC G	SEPT T	E G T	STAND EST	WNT HDNS (%)	SEL	MISC
41 CONTINUED																		
			15													20		
			16				85									10		
			17													0		0
			18	5136	101	80.6	105		298								*	
			19							1R		5MR						
			20				100		140								*	
			22			29.7	87	20	122									MS
			23	3035	75	32.0	99		133		1R					77		
			25	5183	152	28.0	94		126		40S		4	7	63	100		
			26				113	90	122				5		73			
			27	6129	100	34.4	99		110									
			29														*	
			32							0R								S
			34													0		
			35	8210	130	38.4	110		143		0R	0R		4			*	
			36	7937	122				155	1	1		3	4				
			37	3485	46	41	95	50	157		1R		3	3				79.4
			39				95		150	25MR				3	95	100		
			41				100		124									
			42				104		135		5	10		6				
			43				110	100	127					7				
			46	5136	86		95		142			0R				100		
			48						177		1R					25		
			51	995	25	38.3	90		143						80	5		36 425
			53	3240	90	69.5	80		79									
			54						ME		1R	1R						V
			55						170		1R							
			57														*	
			59				87		318	1R					60			
			62			70	65		141				1					41
			64	3670	63		90	26	142					1	100	100		
			65	5338	73	40	110		141		10		7	1		80		5 80.7
			66					30	101						70			
			67				100		134									5
			68			78.2	110		139								*	2 1
			69						155									190
			71	7000	149	35.7	100	50	156		10		1	5		90		3 38
			72	5336	139		105		122							70	*	E
			75						E									VF
			77				85		140								*	
			78				90		126							70		
			80				95		145									
			81									30MS						
			85	2464	64	77	103		148						75	100		
			86				102		148		10MR					40		5
			87						145				4	6				2
			91	3167	42		105		155		0R	10R				95		
			92	2333	70		100		154							100		
			93	3089	138				132								*	3
			95	77	1				129	10MR			8					176
			96	76	1								8					
			97	56	1	61.8		70			5MR	0MR						S
			98															

TABLE 2. TABULATION OF ALL AGRONOMIC CHARACTERISTICS MEASURED FOR ALL ENTRIES AT ALL LOCATIONS REPORTING RESULTS OF THE 10TH INTERNATIONAL WINTER X SPRING WHEAT SCREENING NURSERY

ENTRY	PEDIGREE	SEED TYPE	LOC	YIELD (KG/HA)	%OF CK	TEST WT OR 1000 KW	PL HT (CM)	LODG (%)	DAYS TO FLOWER	PUC S	PUC R	PUC G	SEPT T	E G T	STAND EST	WNT HDNS (%)	SEL	MISC
42	SWM742234*-07P-2P-2S-0P	HW	1				80		147						60			
	S148/PICH S		2	6000	93		101		153				6		95			
			5				70		322			20S						
			6						272									
			7	2866	52	61.7	95		299			90						
			9								0R	80S						
			101				70	20	145					5				
			103	2798	59		88		137		10S			1	72	100		219
			10				92		156				1			60	*	
			14	2125	7	34.5	73		138		0R			6				4
			15													40		
			16				84									0		
			17													0		0
			18	5303	104	82.4	95		302								*	
			19								5S	90S						
			20				90		144									
			22			25.7	88		123					MR				MS
			23				88		136		5S					90		
			25			15.0	85		130		80S		4	7	70	100		
			26				105		127	20MR			8		77			
			27				100		116									
			29									1R					*	
			32							5MS								W
			34													0		
			35	4990	79		100		147		1R	60S		4				
			36	6510	100				157	1	1		4	5				
			37	4493	60	40	95		159		1R		3	8				78.7
			39				95		151	10MR				3	95	100		
			41				100		126			20MS						
			42				87		137		95	99		7				
			43				105	100	130					7				
			46	4002	67		85		144	5S		35S				100		
			48						177		5MR					75		
			51	3150	78	40.0			146						90	5		24
			53	3360	93	67.5	85	20	88									
			54						VL		1R	10MS						V
			55						175			1R						
			57															S
			59				85		320	20R					50			
			62			75	75		180				1					45
			64	3130	53		95	13	143					1	100	100		
			65	6563	89	42	90		141		10		6	2		90		4 82.5
			66					25	103						70			
			67				86		136									6

TABLE 2. TABULATION OF ALL AGRONOMIC CHARACTERISTICS MEASURED FOR ALL ENTRIES AT ALL LOCATIONS REPORTING RESULTS OF THE 10TH INTERNATIONAL WINTER X SPRING WHEAT SCREENING NURSERY

ENTRY	PEDIGREE	SEED TYPE	LOC	YIELD (KG/HA)	%OF CK	TEST WT OR 1000 KW	PL HT (CM)	LODG (%)	DAYS TO FLOWER	PUC S	PUC R	PUC G	SEPT T	E G T	STAND EST	WNT HDNS (%)	SEL	MISC
42 CONTINUED																		
			68			73.4	100		145			1S						2 0
			69						156									190
			71	4313	92	32.2	90	0	157	5MR	10		3	9		95		4 35
			72	6003	157		95		124	30MS						70		SP
			77				75		146									
			78				80		128							70		
			80				85		150			30S						
			81									99S						
			85	2264	59	76	100		148						60	90		
			86				95		150		20S					10		7
			87								1		7	9				3
			91	2070	27		96		156		0R	60S				90		
			92	2578	77		88		154							100		
			93	1855	83				133									4
			95	103	2	60.4			128	10MR	20		8					175
			96	90	1	61.2												
			97	109	2	61.0												
			98															W
43 OWW750099*-03H-1P-1H-0P LELY/YMH		SW	1				60		160	0R					85			
			2	1600	25		100		166				6		96			
			5				50		350		30S	10S						
			6						309									
			7	1533	28		103		317		50S	90						
			9								0R	90VS						
			101				62	0	150					3				
			103	2855	60		83		139		65S			3	81	100		215
			10				88		165				4			80	*	
			14	2425	8	27.8	60		140		0R			1				0
			15													80		
			16				80									98		
			17													0		0
			18	4869	95	75.4	115		322		80S						*	
			19								5S	90S						
			20				85		149									
			22			23.6	86		137					R				MR
			23				96		145		10MS					99		
			25				80		140	5MS	10MS		5	5	96	100		
			26				104		136	20S	01R		8		89			
			27				97		127	1MR								
			29							30MS		30S						
			32							5MS								W
			34													0		
			35	5390	85		105		154		60S	70S		5				

TABLE 2. TABULATION OF ALL AGRONOMIC CHARACTERISTICS MEASURED FOR ALL ENTRIES AT ALL LOCATIONS REPORTING RESULTS OF THE 10TH INTERNATIONAL WINTER X SPRING WHEAT SCREENING NURSERY

ENTRY	PEDIGREE	SEED TYPE	LOC	YIELD (KG/HA)	%OF CK	TEST WT 1000 KW	PL HT (CM)	LODG (%)	DAYS TO FLOWER	PUC S	PUC R	PUC G	SEPT T	E G T	STAND EST	WNT HDNS (%)	SEL	MISC
43 CONTINUED																		
			36	4801	74				162	1	4		3	5				
			37	4310	57	34	95		163		90VS		4	7				70.1
			38				90		152	10S			2					VG
			39	5500	140	46	95		157	10MR				3	95	100	*	
			41				88		138		5	30MS						
			42				91		145		99	99		6				
			43				95	20	137		40MR			5				
			46	4369	73		85		156			30S				100		
			48						163		25S					99		
			51	550	14	35.1	75		138						100	30		37 375
			53	880	24		70		114									
			54								5R	1R						NV
			55						203		5MR	20S						
			59				73		329	80X					50			
			62			72	65		201			10S	9				*	40
			64	5780	99		80		153		25S			1	100	100		
			65	7875	107	40	85		147		50		3	1		100	*	3 76.5
			66					5	122						65			
			67				80		144									4
			68			63.6	94		167			20S						3 1
			69						160									192
			71	3625	77	27.8	90	0	164		70		2	7		95		5 30
			72	4669	122		85		134	20R						90		P
			77				70		153									
			78				80		140							90		
			80				90					40S						
			81									99S						L
			85	2747	72	65	86		153						80	100		
			86				93		157		40S					100		6
			87								10		6	7				2
			91	2556	34		95		163		0S	70S				100		
			92	3800	113		87		163							100		
			93	867	39				145									5
			95	89	1				143	50MS	20S		7					191
			96	98	2	59.7												
			97	89	1	56.9		10										
			98															W
44 PBT79	-1H-0P	SR	1				75		147						70			
WRM/2*HUACA			2	5440	84		98		152				7		96			
			5				65		310			20S						
			6						255									
			7	6022	110	68.5	100		295		1	10	5				*	
			9							5MS	0R	40MR						

TABLE 2. TABULATION OF ALL AGRONOMIC CHARACTERISTICS MEASURED FOR ALL ENTRIES AT ALL LOCATIONS REPORTING RESULTS OF THE 10TH INTERNATIONAL WINTER X SPRING WHEAT SCREENING NURSERY

ENTRY	PEDIGREE	SEED TYPE	LOC	YIELD (KG/HA)	%OF CK	TEST WT OR 1000 KW	PL HT (CM)	LODG (%)	DAYS TO FLOWER	PUC S	PUC R	PUC G	SEPT T	E G T	STAND EST	WNT HDNS (%)	SEL	MISC
44 CONTINUED			101				73	20	140					7				
			103	2912	61		70		136		25S			3	70	100		253
			10				85		157				1			60	*	
			12	938			75		245		30MR	10R		4			*	5 7 6
			14	3688	13	34.1	70		133		0R			2				3
			15													0		
			16				74											
			17													0		0
			18	3335	65	71.8	90		297				8					
			19							30S	20S	10S						
			20				80		142								*	
			22			31.3	84		116	0 R				MR				S
			23													0		
			25				80		126	30MS	20MS		5	7	80	78		
			26				99		122	10MR			8		76			
			27				82		106	10S								
			29							90MS		5R						
			32							30MS								S
			34													0		
			35	6320	100		100		136		0R	0R		4				
			36	5411	83				154	1	1		5	4				
			37	5502	73	46	95	40	156		1R		6	4				79.6
			38				85		159		20S		3					FG
			39				75		158	40MS				1	100	98		
			41				92		121									
			42				82		135			5		8				
			43				95	30	124					9				
			46	3702	62		80		141	30S						95		
			48													0		
			51	1190	29	39.3												
			53	2840	79	68.0	70		70									V
			54						ME		40MS	1R						
			55						170		5MS	20S					*	MS
			57												30			
			59				75		319	60X								52
			62			84	70		132			1	1					
			64	7120	122		85		141					1	100	100		
			65	5288	72	46	95		141		10		6	1		40		5 79.3
			66					25	101						70			
			67				75		136									7
			68			70.0	85		138		0R	1S						2 3
			69						149									189
			71	3875	83	33.1	85	10	156	10MS			8	9		90		6 23
			72	5003	130		90		120	20R						70	*	E

TABLE 2. TABULATION OF ALL AGRONOMIC CHARACTERISTICS MEASURED FOR ALL ENTRIES AT ALL LOCATIONS REPORTING RESULTS OF THE 10TH INTERNATIONAL WINTER X SPRING WHEAT SCREENING NURSERY

ENTRY	PEDIGREE	SEED TYPE	LOC	YIELD (KG/HA)	%OF CK	TEST WT OR 1000 KW	PL HT (CM)	LODG (%)	DAYS TO FLOWER	PUC S	PUC R	PUC G	SEPT T	E G T	STAND EST	WNT HDNS (%)	SEL	MISC
44 CONTINUED																		
			77				70		144									
			78				90		125							50		
			80				75		146									
			81								5MR			7				
			85	1959	51	73	82		147						75	50		
			86								30MS					0		
			87								1		5	7				3
			91	1278	17		91		156		0R	70S				15		
			92				83		156							80		
			93	2244	100				132								*	3
			95	73	1				125	10	10		8					174
			96	88	1	59.8												
			97	108	2	61.0		10										
			98								20S	0MR					*	S
45	SWM77 80 85* -4P-0P PMF/LFN//PRT	SR	1				78		148						75			
			2	5600	86		93		152				8		97			
			5				65		312		20S	10MS						
			6						258									
			7	6422	117	72.9	88		293		60S	5					*	
			9								0R	15MR						
			101				66	0	140					7				
			103	2855	60		70		135		1R			3	59	92		186
			10				83		152				1			70		
			14	3438	12	34.0	62		132		5MS			2				4
			15													0		
			16				78											
			17													0		0
			18	2368	46	77.4	80		295	90S								
			19							60S	40S	20S						
			20				75		146									
			22			26.8	78		116	0 R				MR				S
			23				86		135		10MR					24		
			25				80		127	5MS	5MS		9	9	74	93		
			26				90		121	20MS			8		71			
			27	4474	73	29.8	83		107									
			29									5MR					*	
			32							5MR								S
			34													0		
			35	6510	103		95		136		20MS	0R		6				
			36	5828	90				150	1	1		5	6				
			37	4585	61	47	90		152		60MS		4	3				80.9
			38				95		150	40S			7					FG
			39				90		150	40MS				1	95	98		

TABLE 2. TABULATION OF ALL AGRONOMIC CHARACTERISTICS MEASURED FOR ALL ENTRIES AT ALL LOCATIONS REPORTING RESULTS OF THE 10TH INTERNATIONAL WINTER X SPRING WHEAT SCREENING NURSERY

ENTRY	PEDIGREE	SEED TYPE	LOC	YIELD (KG/HA)	%OF CK	TEST WT OR 1000 KW	PL HT (CM)	LODG (%)	DAYS TO FLOWER	PUC S	PUC R	PUC G	SEPT T	E G T	STAND EST	WNT HDNS (%)	SEL	MISC
45 CONTINUED																		
			41				90		121									
			42				80		134			30		8				
			43				90	20	123					9				
			46	4736	79		75		142			20S				100		
			48						173		10S					25		
			51	2600	64	33.3	84		140						100	20		44 340
			53	2880	80	63.0	75		70					3				
			54								10MR	1R						V
			55						180		1R	5R						
			57						126									S
			59				75		313	1R					55			
			62			72	70		130			10S	1					43
			64	2680	46		80		140		1R			1	75	50		
			65	5975	81	40	80		138		70		8	2		50		6 &1.9
			66					10	103						65			
			67				80		133									6
			68			72.6	78		136									2 2
			69						148									189
			71	3813	81	33.6	80	0	154	1MR			9	9		90		5 51
			72	4336	113		85		120	20R						80		E
			77				70		145									
			78				80		125							60		
			80				75		140									
			81								30S	30MS						
			85	2470	64	75	87		145						80	90		
			86				75		150		60S					10		6
			87								5		6	6				3
			91	3014	40		89		154		0R	40MS				75		
			92				74		157							100		
			93	1800	80				129									3
			95	96	2				118	10MR	10S		8					171
			96	83	1													
			97	93	1	63.6							7					
			98								30MS	0MR						S
46	SWM765586*-02H-1H-0P CO/72-4093/TOB	SR	1				68		146	65S					70			
			2	2800	43		90		150				8		98			
			5				60		311		10MS							
			6						254									
			7	4388	80	70.9	90		293				8					
			9								0R	80S						
			101				72	20	137					8				
			103	2855	60		70		133					5	53	98		230
			10				85		152				1			60		

TABLE 2. TABULATION OF ALL AGRONOMIC CHARACTERISTICS MEASURED FOR ALL ENTRIES AT ALL LOCATIONS REPORTING RESULTS OF THE 10TH INTERNATIONAL WINTER X SPRING WHEAT SCREENING NURSERY

ENTRY	PEDIGREE	SEED TYPE	LOC	YIELD (KG/HA)	%OF CK	TEST WT OR 1000 KW	PL HT (CM)	LODG (%)	DAYS TO FLOWER	PUC S	PUC R	PUC G	SEPT T	E G T	STAND EST	WNT HDNS (%)	SEL	MISC
46 CONTINUED			14	3488	12	31.0	65		131		0R			4				2
			15													40		
			16				55											
			17													0		0
			18	3935	77	78.3	95		286				8					
			19							30S	20S	30S						
			20				75		148									
			22			24.0	80	20	115	0 R				S				S
			23				86		129	65MS						46		
			25	3108	91	19.7	85		120	20S			7	9	76	100		
			26			30.7	95	90	116				8		68			
			29							60MS		30S						
			32							20MS								S
			34													0		
			35	5870	93		100		135		1R	0R		4				
			36	5661	87				149	1	1		5	6				
			37	4218	56	37	90	20	151		1R		5	8				79.1
			38				95		144	70S			6					P
			39				85		152	65MS				3	100	98		
			41				88		120									
			42				89		133			50		8				
			43				95	30	122					9		20		
			46	4269	71		75		140							100		
			48						172		1R					50		
			51	4070	101	41.5	80		134						100	90		41 445
			53	2240	62	70.0	70		69					3				
			54								60MS	1R						V
			55				85		170		20S	10S						
			57						132								*	S
			59				67		312	1R					50			
			62			75	60		130	1			1					35
			64	5880	100		90	13	139		10S			1	100	100		
			65	5038	69	40	85		138		10		8	3		60		7 81.1
			66					20	99						65			
			67	6561	95		85		130									5
			68			75.4	78		135		0R							2 3
			69						147									187
			71	3375	72	27.8	80	0	150	1R			9	9		100		6 50
			72	4336	113		90		112	50MS						80		E
			75															VF
			77				75		134									
			78				70		122							70		
			80				80		130			20S						
			81									99S						

TABLE 2. TABULATION OF ALL AGRONOMIC CHARACTERISTICS MEASURED FOR ALL ENTRIES AT ALL LOCATIONS REPORTING RESULTS OF THE 10TH INTERNATIONAL WINTER X SPRING WHEAT SCREENING NURSERY

ENTRY	PEDIGREE	SEED TYPE	LOC	YIELD (KG/HA)	%OF CK	TEST WT OR 1000 KW	PL HT (CM)	LODG (%)	DAYS TO FLOWER	PUC S	PUC R	PUC G	SEPT T	E G T	STAND EST	WNT HDNS (%)	SEL	MISC
46 CONTINUED			85	3036	79	79	87		142						80	95		
			86				85		142		70S					60		4
			87						144				7	9				3
			91	3361	45		90		154		0S	1R				85		
			92				76	50	150							100		
			93	1333	59				129									4
			95	77	1				115	20MR			8					170
			96	83	1													
			97	81	1								9					
			98								20MS	0S						S
47	SWM765888*-06P-2H-0P CO72-4085/POLLO	SR	1				58		146	99S					60			
			2	4400	68		88		149				7		97			
			5				60		319			5MR						
			6						267									
			7	3433	63	71.8	90		293			1	8				*	
			9								0R	5R						
			101				70	20	137					8				
			103	2227	47		70		133					7	56	100		270
			10				83		152				1			60		
			14	3188	11	34.7	68		130		0R			4				1
			15													70		
			16				71											
			17													1		272
			18	4402	86	78.8	90		297								*	
			19							30S	20S	40S						
			20				70		145									
			22			25.2	85	20	115					S				S
			23				88		130	70R						96		
			25	2681	79	17.0	85		124	5MS			7	9	76	100		
			26				96		117				8		78			
			27				87		113	1R								
			29									1R					*	
			32							5MS								W
			34													0		
			35	5420	86		95		132		0R	0R		4				
			36	6133	94				149	1	1		5	7				
			37	3851	51	35	80	20	152		40MR		7	5				79.1
			38				90		146				7					FG
			39				85		147	65MS				3	95	100		
			41				85		120					4				
			42	3030	60		75		132			60		9				
			43				85	30	122					9				
			46	4936	82		80		136	40S						100		

TABLE 2. TABULATION OF ALL AGRONOMIC CHARACTERISTICS MEASURED FOR ALL ENTRIES AT ALL LOCATIONS REPORTING RESULTS OF THE 10TH INTERNATIONAL WINTER X SPRING WHEAT SCREENING NURSERY

ENTRY	PEDIGREE	SEED TYPE	LOC	YIELD (KG/HA)	%OF CK	TEST WT OR 1000 KW	PL HT (CM)	LODG (%)	DAYS TO FLOWER	PUC S	PUC R	PUC G	SEPT T	E G T	STAND EST	WNT HDNS (%)	SEL	MISC
47 CONTINUED																		
			48						173		5MR					75		
			51	2650	66	30.0	80		135						100	70		34 278
			53	1480	41	60.5	75	10	87					2				
			54								5MR	1R						SV
			55						170		1R							
			57															S
			59				73		312						55			
			62			69	80		148				9					36
			64				75	26	139					1	100	100		
			65	4338	59	38	85		138		60		8	3		60		9 81.1
			66					20	99						65			
			67	6249	90		76		131									6
			68			75.0	75		137		0R	2S						1 3
			69						144									183
			71	2188	47	25.7	80	0	151				9	9		90		7 40
			72	3669	96		80		112	30MR						70		E
			77				70		136									
			78				70		122							70		
			80				75		135			5MS						
			81									99S						
			85	3841	100	79	77		142						90	100		
			86				85		142		30S					80		4
			87						138				7	9				3
			91	4000	53		80		150		0S	1R				100		
			92	1522	45		74		150							100		
			93	922	41				129									4
			95	80	1				119				9					171
			96	96	2	62.0												
			97	81	1	62.0							7					
			98															W
48	SWM766263*-01P-1P-0P LOM 23/CAN	SR	1				85		147	25MS					60			
			2	4640	72		108		156				6		96			
			5				70		319			20S						
			6						268									
			7	4700	86	67.3	112		301			80	2					
			9								0R	50S						
			101				82	20	142					8				
			103	2684	56		80		136		10S			5	67	100		203
			10				100		156				1			60		
			14	2500	9	31.8	76		134		0R			4				1
			15													5		
			16				80											
			17													0		0

TABLE 2. TABULATION OF ALL AGRONOMIC CHARACTERISTICS MEASURED FOR ALL ENTRIES AT ALL LOCATIONS REPORTING RESULTS OF THE 10TH INTERNATIONAL WINTER X SPRING WHEAT SCREENING NURSERY

ENTRY	PEDIGREE	SEED TYPE	LOC	YIELD (KG/HA)	%OF CK	TEST WT OR 1000 KW	PL HT (CM)	LODG (%)	DAYS TO FLOWER	PUC S	PUC R	PUC G	SEPT T	E G T	STAND EST	WNT HDNS (%)	SEL	MISC
48 CONTINUED			18	5203	102	78.6	105		313								*	
			19							30S	5S	80S						
			20				90		142									
			22			35.9	100	20	123					MS				S
			23													0		
			25				105		129	10MS	30S		6	9	77	96		
			26			25.4	105		116				8		70			
			27	5212	85	32.8	92		109									
			29									5MS					*	
			32							20M								S
			34													0		
			35	7620	121		120		140		1R	0R		5				
			36	6660	103				154	1	1		3	4				
			37	6969	93	42	100	40	155		5R		5	5				79.5
			38				110		152	40S			3					FG
			39				110		148	40MS				3	95	100		
			41				93		128			20MS						
			42				95		136		99	95		7				
			43				105	30	126					9				
			46	4235	71		90		144			25S				75		
			48						175		5MR					25		
			51	3350	83	33.3	83								100			45 680
			53	2400	67	60.0	90		86									
			54									40X						V
			55						170		10S	20M						
			57														*	S
			59				88		319	40R					65			
			62			75	65		132			1	1					50
			64	5260	90		90	13	140					1	100	100		
			65	6750	92	44	105	10	140		60		7	3		80		6 80.3
			66					25	110						65			
			67				85		135									5
			68			73.6	83		138									2 2
			69	5048	79	68.0			148								*	186
			71	3625	77	32.2	95	10	154	5MS			9	7		90		6 40
			72	6003	157		100		124	30MR						80		SP
			75															VF
			77				90		146									
			78				75		128							70		
			80				100		140			10S						
			81									99S						
			85	2609	68	76	105		144						80	80		
			86				103		150		1S					5		6
			87								1		7	9				3
			91	2472	33		96		156		0R	50S				60		
			92	2344	70		99	50	155							100		
			93	1567	70				135									3
			95	96	2				136	1R	1MR		5					183
			96	89	1	59.0												
			97	92	1	61.5												
			98								80S	0S						S

TABLE 2. TABULATION OF ALL AGRONOMIC CHARACTERISTICS MEASURED FOR ALL ENTRIES AT ALL LOCATIONS REPORTING RESULTS OF THE 10TH INTERNATIONAL WINTER X SPRING WHEAT SCREENING NURSERY

ENTRY	PEDIGREE	SEED TYPE	LOC	YIELD (KG/HA)	%OF CK	TEST WT OR 1000 KW	PL HT (CM)	LODG (%)	DAYS TO FLOWER	PUC S	PUC R	PUC G	SEPT T	E G T	STAND EST	WNT HDNS (%)	SEL	MISC
49	SWM755500*-02H-2P-0S	SR	1				80		145						85			
	8B/KAL//TJB791-12765		2	3920	60		115		153				5		95			
			5				65		330		5MR							
			6						264									
			7	6922	126	71.2	106		301		40S	30						
			9								0R	5R						
			101				79	15	142					5				
			103	3712	78		90		136					3	70	100		212
			10				97		158				5			70		
			14	3900	13	34.7	77		138		5MR			2				1
			15													45		
			16				75											
			17													20	*	2268
			18	5536	108	82.4	115		309	40MR	20S						*	
			19								30S	50S						
			20				95		140								*	
			22			21.8	89	20	123					MR				MS
			23				102		136		10MR					94		
			25	5630	166	26.3	105		129	5MS	70S		4	7	86	100		
			26				110	60	125				8		74			
			27	5200	85	32.0	98		117									
			29							20MR		10MS						
			32															W
			34													0		
			35	6780	107		110		144		40S	0R		4				
			36	6688	103				153	1	1		4	4				
			37	5319	71	38	90	20	156		70S		5	5				78.4
			38				105		150	10S			5					P
			39				110		149	40MS				3	95	100		
			41				105		123									
			42				97		136			80		5				
			43				105	10	126					9				
			46	5003	83		95		142			5S				98		
			48						176		10S					75		
			51	3945	98	32.0	99		138						100	90		36 475
			53	1880	52	65.0	90		98									
			54								1R	1R						NV
			55				105		185		1R	20MR						
			57															MS
			59				82		320	20R					50			
			62			75	85		198				1					45
			64				80							1				
			65	6538	89	40	105		141		50		7	2		90		6 82.7
			66					20	110						70			

TABLE 2. TABULATION OF ALL AGRONOMIC CHARACTERISTICS MEASURED FOR ALL ENTRIES AT ALL LOCATIONS REPORTING RESULTS OF THE 10TH INTERNATIONAL WINTER X SPRING WHEAT SCREENING NURSERY

ENTRY	PEDIGREE	SEED TYPE	LOC	YIELD (KG/HA)	%OF CK	TEST WT OR 1000 KW	PL HT (CM)	LODG (%)	DAYS TO FLOWER	PUC S	PUC R	PUC G	SEPT T	EG T	STAND EST	WNT HDNS (%)	SEL	MISC
49 CONTINUED			67	6707	97		98		134									5
			68			77.6	91		145								*	0 0
			69						151									187
			71	3625	77	30.9	100	10	155	1R			9	5		100		7 47
			72	5003	130		105		123	10R						80		SP
			75						E								*	VF
			77				80		141								*	
			78	3425	102		80		127							80	*	
			80				90		140									
			81									80S						
			85	3530	92	78	101		146						85	100		
			86				100		148		20MS					60		4
			87										7	7				4
			91	5695	76		101		155		0R	30MS				100		
			92	2322	69		94	50	155							100		
			93	1722	77				133									3
			95	98	2				134	20MR	1MR		6					181
			96	86	1	61.6												
			97	78	1	63.5		10										
			98															W
50	SW076212A -03P-1P-0H SN64/SS2//TORIM,F1/3/TJB 788/1039	SR	1				60		149						70			
			2	4400	68		100		155				5		90			
			5				55		319			20S						
			6						268									
			7	4577	83	65.7	115		301		1	80						
			9								0R	90S						
			101				75	0	144					4				
			103	2341	49		75		137					1	81	100		201
			10				95		157				1			70	*	
			14	3700	13	33.5	73		138		0R							1
			15													30		
			16				70											
			17													0		0
			18	5770	113	78.6	120		307								*	
			19								30S	90S						
			20				90		148									
			22			27.0	88		124	0MR				MR				S
			23				93		139	1R						87		
			25				96		128	30MS			5	3	62	100		
			26				105	40	126	10MR	20MR		8		82			
			27				93		115									
			29							30MS		30S						
			32							1R								S

TABLE 2. TABULATION OF ALL AGRONOMIC CHARACTERISTICS MEASURED FOR ALL ENTRIES AT ALL LOCATIONS REPORTING RESULTS OF THE 10TH INTERNATIONAL WINTER X SPRING WHEAT SCREENING NURSERY

ENTRY	PEDIGREE	SEED TYPE	LOC	YIELD (KG/HA)	%OF CK	TEST WT OR 1000 KW	PL HT (CM)	LODG (%)	DAYS TO FLOWER	PUC S	PUC R	PUC G	SEPT T	E G T	STAND EST	WNT HDNS (%)	SEL	MISC
50 CONTINUED																		
			34													0		
			35	7580	120		115		145		0R	0R		4	80			
			36	9158	141				157	1	1		3	4				
			37	5319	71	49	105	20	160		1R		4	5				79.7
			38				100		152	10MR			6					G
			39				95	20	150	10MR				1	95	100		
			41				92		125			20MS						
			42				88		137		99	99		6				
			43				110	20	127					7				
			46	4669	78		95		144							85		
			48						175		5MR					50		
			51	1900	47	33.8	105		142						90	40		32 515
			53	1360	38		75	20	88									
			54								20MR	99S						SV
			55				95		185			10S						
			57															VS
			59				73		320	5R					50			
			62			70	80		138				9					45
			64				75							1				
			65	5875	80	48	90		141		50		7	1		80		7 79.3
			66					20	105						70			
			67				88		137									6
			68			73.4	94		144		1S	1S						1 1
			69						153									187
			71	4688	100	36.8	95	25	157	1R	10		4	5		90		6 30
			72	4002	104		90		123	50S						70		SP
			77				80		149									
			78				85		129							70		
			80				90		150			20S						
			81									99S						
			85	3080	80	75	94		148						85	100		
			86				90				20MS					30		6
			87								1		8	8				4
			91	2486	33		92		158		0R	80S				75		
			92				85		159							100		
			93	1700	76				133									3
			95	101	2	57.6			134	10R	0R		6					183
			96	96	2	60.3												
			97	102	1													
			98								40S	0S						I
51	SW0762120 -01P-1P-0H	SR	1				65		156						85			
	SN64/SS2//TORIM,F1/3/TJB 788/1039		2	2800	43		92		155				7		95			
			5				55		322			10S						

TABLE 2. TABULATION OF ALL AGRONOMIC CHARACTERISTICS MEASURED FOR ALL ENTRIES AT ALL LOCATIONS REPORTING RESULTS OF THE 10TH INTERNATIONAL WINTER X SPRING WHEAT SCREENING NURSERY

ENTRY	PEDIGREE	SEED TYPE	LOC	YIELD (KG/HA)	%OF CK	TEST WT OR 1000 KW	PL HT (CM)	LODG (%)	DAYS TO FLOWER	PUC S	PUC R	PUC G	SEPT T	E G T	STAND EST	WNT HDNS (%)	SEL	MISC
51 CONTINUED																		
			6						267									
			7	3633	66	62.4	95		301		10S	90						
			9								0R	80S						
			101				67	0	144					1				
			103	1770	37		70		136					1	62	100		160
			10				85		158				1			60	*	
			14	3000	10	36.5	56		136		0R							1
			15													10		
			16				75											
			17													0		0
			18	5003	98	78.3	105		307	60S								
			19							30S	50MR	90S						
			20				85		148									
			22			22.5	84		123	0 R								MS
			23	1868	46*	21.2	80		139		1R					89		
			25				78		130	10R			4	5	67	100		
			26				90		126	10M	10MS		8		79			
			27				82		113									
			29							35S		30S						
			32							1R								S
			34													0		
			35	7540	119	40.4	100		145		0R	50S		3			*	
			36	9352	144				157	1	1		2	3				
			37	7978	106	45	95	20	160		1R		3	3				77.8
			38						152	20S			6				*	G
			39				90		150	40MR				1	95	100		
			41				84		128			20MS						
			42				85		136		95	99		1				
			43				95	20	128					0				
			46	4602	77		75		144			5S				80		
			48						177		1R					50		
			51	2625	65	41.0	90		138						108	80		48 750
			53	2280	63	62.5	80		88									
			54						ML		60S	20S						V
			55				85		198		5MR	5MR						
			57															VS
			59				75		320	80S					70			
			62			52	70		146			20S	1					51
			64				85							1				
			65	7250	99	48	85		144		10		7	1		80		2 79.1
			66					10	105						75			
			67	4999	72		72		137									4
			68			69.2	90		146		2S	20S						2 1
			69						153									188

TABLE 2. TABULATION OF ALL AGRONOMIC CHARACTERISTICS MEASURED FOR ALL ENTRIES AT ALL LOCATIONS REPORTING RESULTS OF THE 10TH INTERNATIONAL WINTER X SPRING WHEAT SCREENING NURSERY

ENTRY	PEDIGREE	SEED TYPE	LOC	YIELD (KG/HA)	%OF CK	TEST WT OR 1000 KW	PL HT (CM)	LODG (%)	DAYS TO FLOWER	PUC S	PUC R	PUC G	SEPT T	E G T	STAND EST	WNT HDNS (%)	SEL	MISC
51 CONTINUED																		
			71	4438	95	35.5	95	0	158	5MR	10		3	0		90		5 26
			72	3002	78		95		125	30MR						80		SP
			77				75		149									
			78				65		130							90		
			80				85		150			30S						
			81									99S						L
			85	2819	74	71	85		149						90	85		
			86				85		157		40S					20		6
			87								1		4	2				4
			91	1806	24		89		160		0R	80S				80		
			92				82		155							100		
			93	1155	51				138									4
			95	106	2	59.0			133	10MR	1MR		7					184
			96	104	2	60.5												
			97	115	2	61.5							6					
			98								80S	0S						I
52	SWM754072*-03P-1P-1P-0P KRF/COL	SR	1				65		146	25S					80			
			2	4800	74		95		150				8		96			
			5				60		307			20S						
			6						255									
			7	6577	120	70.9	93		294		5S	20	4				*	
			9								0R	80S						
			101				72	20	139					3				
			103	3426	72		80		134					0	78	100	*	215
			10				88		152				1			60	*	
			14	4675	16	30.3	73		131		0R							2
			15													15		
			16				74											
			17													3		409
			18	5269	103	79.7	95		291									
			19								5S	10S						
			20				80		142									
			22			23.1	79	20	115					R				S
			23	2678	66	28.1	96		132		1R					70		
			25	5322	156	24.1	80		124	5MR			7	0	84	94		
			26				91		114				5		70			
			27	4927	80	31.4	92		104									
			29									15S						
			32							5MR								S
			34													0		
			35	6500	103	36.4	95		136		1R	0R		1			*	
			36	9324	144				150	1	2		2	2				
			37	6878	91	44	95		154		1R		4	1			*	82.7

TABLE 2. TABULATION OF ALL AGRONOMIC CHARACTERISTICS MEASURED FOR ALL ENTRIES AT ALL LOCATIONS REPORTING RESULTS OF THE 10TH INTERNATIONAL WINTER X SPRING WHEAT SCREENING NURSERY

ENTRY	PEDIGREE	SEED TYPE	LOC	YIELD (KG/HA)	%OF CK	TEST WT OR 1000 KW	PL HT (CM)	LODG (%)	DAYS TO FLOWER	PUC S	PUC R	PUC G	SEPT T	EGT	STAND EST	WNT HDNS (%)	SEL	MISC
52 CONTINUED			38						146	10S			3					FP
			39				90		147	10MR				1	95	100		
			41				85		119			20MS						
			42				86		133			85		2				
			43				90	30	123					5				
			46	4669	78		80		141			20S				75		
			48	3898	79	48.5			172		1R					50	*	
			51	4160	103	34.3	90		134						100	30		50 215
			53	2640	73	69.0	75		70					2				
			54						ME		1R	20S						V
			55						190		1R	1R						
			57						132									
			59				75		312	10R					50			
			62			74	75		132				3					41
			64	3420	58		75		139					1	60	100		
			65	3813	52	40	85		139		10		8	1		80		8 80.3
			66					20	98						70			
			67				84		131									6
			68			71.0	92		138			1S						3 3
			69						147									185
			71	5125	109	33.9	80	0	152	1R			5	1		90		4 40
			72	5003	130		90		115	20R						80	*	E
			75															VF
			77				70		140									
			78				70		122							70		
			80				80		135			10MS						
			81									99S						
			85	3497	91	78	90		143						80	100		
			86				85		147		20S					25		7
			87						142		1		5	4				2
			91	4625	61		89		151		0S	20MS				90		
			92				78		150							100		
			93	2133	95				129								*	3
			95	133	2	59.4			120				8					173
			96	106	2	63.4												
			97	94	1	63.6		40										
			98								20S	0S					*	S
53	SWM754079*-02H-1M-1P-0P RSK/AZ	SR	1				75		149	40S					70			
			2	5600	86		100		149				8		96			
			5				60		309			10S						
			6						256									
			7	5477	100	70.9	100		294			5	5					
			101				79	15	138					0				
			103	3426	72		80		131					0	63	100	*	227
			10				87		150				2			70	*	

TABLE 2. TABULATION OF ALL AGRONOMIC CHARACTERISTICS MEASURED FOR ALL ENTRIES AT ALL LOCATIONS REPORTING RESULTS OF THE 10TH INTERNATIONAL WINTER X SPRING WHEAT SCREENING NURSERY

ENTRY	PEDIGREE	SEED TYPE	LOC	YIELD (KG/HA)	%OF CK	TEST WT OR 1000 KW	PL HT (CM)	LODG (%)	DAYS TO FLOWER	PUC S	PUC R	PUC G	SEPT T	E G T	STAND EST	WNT HDNS (%)	SEL	MISC
53 CONTINUED			12	478			80		245					6				8 7 6
			14	6625	23	37.0	75		129		0R							1
			15													5		
			16				70											
			17													0		0
			18	4769	93	79.9	95		290								*	
			19									10S						
			20				95		142								*	
			22			24.1	85	50	115									S
			23				84		132	1R						11		
			25	5387	158	19.9	90		119				6	3	67	100		
			26				100		113				8		89			
			27				86		104	10S								
			29							10R		54R						
			32							30M								S
			34													0		
			35	6080	96		100		133		0R	0R		4				
			36	6605	102				147	1	1		3	2				
			37	4677	62	38	90	40	153		1R		7	1				78.2
			38						144				4					P
			39				85		147	40MS			5	1	95	100		
			41				95		120									
			42				93		133			80		6				
			43				105	30	122					9				
			46	4669	78		80		140							100		
			48													0		
			51	1900	47	39.0	95		134						100	5		39 610
			53	480	13		70	20	71					1				
			54						E		5MR	10X						V
			55						170		1R	5S						
			57														*	S
			59				75		313				7		60			
			62			72	65		132			1	1					39
			64	3430	59		85		138					1	100	100		
			65	3213	44	42	80		138		70		8	1		90		8 78.9
			66					40	97						70			
			67				85		131									5
			68			74.4	98		139								*	2 3
			69						147									186
			71	3500	75	33.2	90	10	151	1R			5	5		90		6 43
			72	5003	130		95		115	50S						80	*	E
			77				75		141									
			78				80		123							80		
			80				85		135			10S						

TABLE 2. TABULATION OF ALL AGRONOMIC CHARACTERISTICS MEASURED FOR ALL ENTRIES AT ALL LOCATIONS REPORTING RESULTS OF THE 10TH INTERNATIONAL WINTER X SPRING WHEAT SCREENING NURSERY

ENTRY	PEDIGREE	SEED TYPE	LOC	YIELD (KG/HA)	%OF CK	TEST WT OR 1000 KW	PL HT (CM)	LODG (%)	DAYS TO FLOWER	PUC S	PUC R	PUC G	SEPT T	E G T	STAND EST	WNT HDNS (%)	SEL	MISC
53 CONTINUED																		
			81									99S						
			85	2287	60	78	89		141						80	80		
			86								30S					0		
			87						141				8	8				4
			91	3028	40		95		150		0R	50S				90		
			92	1467	44		78		150							100		
			93	1355	60				129									4
			95	98	2				120				8					173
			96	79	1													
			97	46	1			80					9					
			98									0MR						S
54	SWM754082*-03H-1M-1P-0P RSK//CNO S/GLL	SR	1				75		149	65S					80			
			2	4000	62		99		149				6		93			
			5				65		310									
			6				85		255		1MS		2				*	
			7	4222	77	70.0	105		293				6				*	
			9								0R	5R						
			101				73	15	139					4				
			103	3369	71		82		132					1	64	100		199
			10				99		152				2			70		
			14	3938	13	41.0	65		130		0R			5				1
			15													75		
			16				81											
			17													0		0
			18	4602	90	80.3	95		290								*	
			19								5R	20S						
			20				90		146								*	
			22			32.3	90	20	115					R				S
			23	2761	68	34.2	91		132							90		
			25	3502	103	25.1	85		123				5	7	80	98		
			26				105		114		40S		8		82			
			27	5516	90	37.2	92		107									
			29									15MR						
			32							1MR								S
			34													0		
			35	5690	90		100		133		0R	30S		4				
			36	6050	93				149	1	1		4	7				
			37	6694	89	51	100		152		1R		6	3				80.6
			38						144				9					P
			39				85	10	148	40MS				3	90	100		
			41				92		120									
			42				94		133			60		7				
			43				105	30	123					9		20		

TABLE 2. TABULATION OF ALL AGRONOMIC CHARACTERISTICS MEASURED FOR ALL ENTRIES AT ALL LOCATIONS REPORTING RESULTS OF THE 10TH INTERNATIONAL WINTER X SPRING WHEAT SCREENING NURSERY

ENTRY	PEDIGREE	SEED TYPE	LOC	YIELD (KG/HA)	%OF CK	TEST WT OR 1000 KW	PL HT (CM)	LODG (%)	DAYS TO FLOWER	PUC S	PUC R	PUC G	SEPT T	E G T	STAND EST	WNT HDNS (%)	SEL	MISC
54 CONTINUED																		
			46	5136	86		75		139			0R				95		
			48	2541	52	48.5			171		1R					50	*	
			51	1840	46	38.1	97		135						90	20		29 535
			53	2280	63	70.5	70		71									
			54								1R	10MR						X
			55				95		170		1R	5R						
			57														*	S
			59				80		311	1R			7		80			
			62			75	90		138				7					45
			64	3530	60		85		139					2	100	100		
			65	3625	49	44	85		138		60		8	1		90		6 80.7
			66					25	100						65			
			67	7353	106		80		131									5
			68			73.0	95		140									2 2
			69						146									185
			71	3750	80	35.8	85	0	151				7	5		100		4 45
			72	4669	122		95		114	10MR						80	*	SP
			75															VF
			77				75		136									
			78				70		124							90		
			80				85		135									
			81									99S						
			85	3746	98	79	91		142						100	100		
			86				90		143		20MR					65		4
			87						140				8	7				3
			91	4528	60		95		150		0R	30MS				95		
			92				76	50	150							100		
			93	1144	51				129									4
			95	100	2	59.7			118	10MR			8					171
			96	102	2	62.4												
			97	101	1	63.1		10					6					
			98								1MR	1MR						S
55	SWM7540 82*-05P-1M-1H-0P RSK//CNO S/GLL	SR	1				75		148	25S					70			
			2	4960	77		98		148				7		94			
			5				70		313			10MS						
			6						265									
			7	5199	95	72.5	88		293			5	6				*	
			9								0R	5R						
			101				71	20	137					8				
			103	3940	83		80		131					0	71	100	*	240
			10				88		150				1			70	*	
			14	3563	12	38.7	68		129		0R			2				1
			15													60		

TABLE 2. TABULATION OF ALL AGRONOMIC CHARACTERISTICS MEASURED FOR ALL ENTRIES AT ALL LOCATIONS REPORTING RESULTS OF THE 10TH INTERNATIONAL WINTER X SPRING WHEAT SCREENING NURSERY

ENTRY	PEDIGREE	SEED TYPE	LOC	YIELD (KG/HA)	%OF CK	TEST WT OR 1000 KW	PL HT (CM)	LODG (%)	DAYS TO FLOWER	PUC S	PUC R	PUC G	SEPT T	E G T	STAND EST	WNT HDNS (%)	SEL	MISC
55 CONTINUED																		
			16				85									85		
			17													0		0
			18	4802	94	80.8	100		291								*	
			19									10S						
			20				85		142									
			22			27.0	90	20	115					R				S
			23	2047	51	28.5	89		131							100		
			25	2879	85	20.8	85		124	5R			6	0	86	100		
			26				96	60	120				8		80			
			27	5795	95	28.8	91		113								*	
			29									5MR						
			32							1R								W
			34													0		
			35	7300	116		100		132		1R	20MS		3				
			36	6161	95				147	1	1		4	7				
			37	6694	89	45	100	5	152		1R		3	3				80.2
			38						144				7					FP
			39				100		148	25MS				3	90	100		
			41				90		117									
			42				91		132			35		7				
			43				90		122					5		20		
			46	5936	99		85		139			30S	*			100		
			48						171		5MR					75		
			51	2550	63	24.4	97		135						100	20		32 490
			53	1800	50	62.0	75		86									
			54								60MS	1R						NV
			55						170			1R						
			57						126									S
			59				75		311	1R			7		70			
			62			74	85		139			5S	1					49
			64	3550	61		80		138					1	75	100		
			65	4350	59	44	85		138		30		8	2		100		7 81.9
			66					15	101						70			
			67				84		131									5
			68				92		138		0R							8 1
			69	5202	81	59.8			140								*	182
			71	3813	81	34.1	85	0	148				7	5		95		4 48
			72	6003	157		95		113	10R						70	*	SP
			75															VF
			77				75		134									
			78				80		120							80		
			80				80		130									
			81									99S						
			85	3374	88	79	93		142						100	100		
			86				89		142		1MR					90		3
			87						139				8	9				3
			91	3736	50		95		149		0R	30MS				100		
			92	1933	58		81		145							100		
			93	1100	49				128									4
			95	80	1				116				9					171
			96	113	2	64.0												
			97	92	1	64.5												
			98								20MS	0MR						S

TABLE 2. TABULATION OF ALL AGRONOMIC CHARACTERISTICS MEASURED FOR ALL ENTRIES AT ALL LOCATIONS REPORTING RESULTS OF THE 10TH INTERNATIONAL WINTER X SPRING WHEAT SCREENING NURSERY

ENTRY	PEDIGREE	SEED TYPE	LOC	YIELD (KG/HA)	%OF CK	TEST WT OR 1000 KW	PL HT (CM)	LODG (%)	DAYS TO FLOWER	PUC S	PUC R	PUC G	SEPT T	E G T	STAND EST	WNT HDNS (%)	SEL	MISC
56	SWM754082*-05P-1M-2H-0P RSK//CNO S/GLL	SR	1				70		148	10MS					80			
			2	4800	74		101		148				7		95			
			5				70		319									
			6						268									
			7	5366	98	71.8	91		294			5	5					
			9								0R	5R						
			101				70	15	139					8				
			103	3540	74		90		131					0	69	100		258
			10				95		151				1			80	*	
			14	3800	13	28.6	75		130		0R			2				1
			15													60		
			16				85									90		
			17													5		954
			18	4402	86	79.7	100		294								*	
			19									10S						
			20				85		144									
			22			29.6	82		115					R				S
			23	3332	82	30.7	91		131							100		
			25				83		124				4	0	71	100		
			26				100		120				8		82			
			27	5171	84	29.2	94		113									
			29									10X						
			32															W
			34													0		
			35	6150	97		105		133		0R	0R		4				
			36	5467	84				148	1	1		5	7				
			37	3668	49	41	100	20	152		1R		4	4				81.0
			38						144				5					FP
			39				100		149	25MR				3	95	100		
			41				88		117			5MS						
			42				95		132			15		7				
			43				95		123					7		20		
			46	3202	53		90		140	20S		15S				80		
			48						171		1R					99		
			51	2050	51	34.1	90		134						90	20		38 275
			53	2320	64	63.0	80		86									
			54								1R	1R						NV
			55						175		20S	1S						
			57						130									
			59				80		311	1R			7		70			
			62			82	80		169				1					49
			64	4500	77		85		138					2	100	100		
			65	4250	58	48	85		138		60		8	1		100		7 81.7
			66					20	99						70			

TABLE 2. TABULATION OF ALL AGRONOMIC CHARACTERISTICS MEASURED FOR ALL ENTRIES AT ALL LOCATIONS REPORTING RESULTS OF THE 10TH INTERNATIONAL WINTER X SPRING WHEAT SCREENING NURSERY

ENTRY	PEDIGREE	SEED TYPE	LOC	YIELD (KG/HA)	%OF CK	TEST WT OR 1000 KW	PL HT (CM)	LODG (%)	DAYS TO FLOWER	PUC S	PUC R	PUC G	SEPT T	E G T	STAND EST	WNT HDNS (%)	SEL	MISC
56 CONTINUED																		
			67	6874	99		88		130									5
			68				92		139		0R	0R						8 3
			69						141									182
			71	3750	80	33.1	85	15	148	1R			7	7		100		5 43
			72	5003	130		90		113	10R						70	*	SP
			77				70		137									
			78				75		120							80		
			80				85		130			5S						
			81									99S						
			85	3308	86	77	100		142						100	100		
			86				90		143		1MR					75		4
			87						140				8	9				3
			91	5139	68		95		149		0R	40MS				100		
			92	1766	53		83		145							100		
			93	1000	45				129									4
			95	81	1				120				8					172
			96	110	2	63.9												
			97	85	1	63.6							7					
			98								20MR	0MR						S
57	SWM754602*-02H-2P-1H-0H HIM//KAL/BB	SR	1				90		147	40S					75			
			2	4800	74		120		154				5		97			
			5				60		330									
			6						287									
			7	7466	136	70.3	114		301		30MS	40						
			9								0R	50S						
			101				74	20	146					1				
			103	3483	73		93		137					0	71	100	*	224
			10				103		159				1			70		
			14	3150	11	34.3	81		136		0R							1
			15													5		
			16				103									85		
			17													0		345
			18	4469	88	80.3	115		310								*	
			19								5S	5MR						
			20				90		150									
			22			28.2	83		126									MS
			23	2678	66	29.8	97		138							98		
			25	5314	156	26.2	105		130				3	0	77	100		
			26				100	100	127	5MR			8		84			
			27	5706	93	24.8	92		119									
			29									5MR						
			32															W
			34													0		

TABLE 2. TABULATION OF ALL AGRONOMIC CHARACTERISTICS MEASURED FOR ALL ENTRIES AT ALL LOCATIONS REPORTING RESULTS OF THE 10TH INTERNATIONAL WINTER X SPRING WHEAT SCREENING NURSERY

ENTRY	PEDIGREE	SEED TYPE	LOC	YIELD (KG/HA)	%OF CK	TEST WT OR 1000 KW	PL HT (CM)	LODG (%)	DAYS TO FLOWER	PUC S	PUC R	PUC G	SEPT T	E G T	STAND EST	WNT HDNS (%)	SEL	MISC
57 CONTINUED																		
			35	6890	109		120		144		0R	0R		3				
			36	6771	104				157	1	1		3	2				
			37	8345	111	48	115	40	160		30MR		3	1				78.7
			38						152				3					FP
			39				110		158	25MR				1	95	100		
			41				105		127									
			42	7121	140		105		140		10	15		1				
			43				105	20	130					1				
			46	4736	79		95		143							70		
			48						178		1R					99		
			51	3150	78	36.7	112		136						90	70		38 470
			53	1600	44	67.0	82		100									
			54								1R	1R						NV
			55						201		1R							
			57															VS S
			59				80		321	1R					50			
			62			73	85		199				1					38
			64	2950	50		90		144					1	100	100		
			65	3563	48	46	90		144		20		7	1		100		4 78.3
			66					40	109						70			
			67				96		137									6
			68				111		151			1S						7 2
			69						153									188
			71	3063	65	31.7	100	70	158	1R	10		4	1		95		4 39
			72	5003	130		110		125	10R						80		SP
			77				90		146									
			78	2800	84		85		128							90	*	
			80				90		148									
			81								20MS							
			85	2686	70	77	109		148						100	100		
			86				95		150		1R					60		5
			87								1		6	5				2
			91	5625	75		105		157		0R	1R				100		
			92	3022	90		100		157							100		
			93	2300	102				143								*	2
			95	105	2	61.1			135	10MR	0R		6					181
			96	66	1													
			97	65	1			40										
			98								40MS	0S						S
58	SWM754651*-06H-2P-2H-0P TAST/ANZA	SR	1				75		148						75			
			2	4800	74		115		152				5		95			
			5				65		328		20MS							
			6						277									

TABLE 2. TABULATION OF ALL AGRONOMIC CHARACTERISTICS MEASURED FOR ALL ENTRIES AT ALL LOCATIONS REPORTING RESULTS OF THE 10TH INTERNATIONAL WINTER X SPRING WHEAT SCREENING NURSERY

ENTRY	PEDIGREE	SEED TYPE	LOC	YIELD (KG/HA)	%OF CK	TEST WT OR 1000 KW	PL HT (CM)	LODG (%)	DAYS TO FLOWER	PUC S	PUC R	PUC G	SEPT T	E G T	STAND EST	WNT HDNS (%)	SEL	MISC
58 CONTINUED																		
			7	5866	107	72.5	103		301		60MS	10						
			9								0R	10MR						
			101				69	20	141					6				
			103	3540	74		90		136		10S			3	53	100		219
			10				107		158				1			70		
			14	4138	14	31.1	86		136		0R			2				1
			15													50		
			16				102									90		
			17													4		1571
			18	4936	97	80.8	110		334	20MR								
			19							5MS		10M						
			20				85		140									
			22			28.7	78		124					R				MS
			23	4760	118	30.1	106		135					2		100		
			25	5762	169	28.6	100		128				3	3	75	100		
			26				101	100	126	5R			5		76			
			27	5688	93	29.6	97		113									
			29									1R					*	
			32															W
			34													0		
			35	6690	106		110		141		0R	0R		5				
			36	7437	115				156	1	2		4	5				
			37	7244	96	40	100	20	158		1R		4	4				81.2
			38						152				3					F
			39				110		151	40MR				5	95	100		
			41				90		123									
			42				92		136		20	5		7				
			43				95	20	126					7				
			46	5369	89		90		143			0R				100		
			48	4040	82	36.1			175							99	*	
			51	2820	70	35.2	97		139						90	50		29 435
			53	2480	69	70.5	80		93									
			54								1R	1R						SW
			55						199			1R						
			59				75		320	50X					50			
			62			72	85		167				9					40
			64	2770	47		80		143					1	100	100		
			65	5138	70	40	100		141		10		8	2		100		4 78.5
			66					30	104						70			
			67				90		136									5
			68				102		145								*	8 1
			69	5287	82	56.1			151								*	187
			71	5250	112	33.3	90	40	157	5S	20		4	5		90		3 25
			72				100		123	0R						80		E

TABLE 2. TABULATION OF ALL AGRONOMIC CHARACTERISTICS MEASURED FOR ALL ENTRIES AT ALL LOCATIONS REPORTING RESULTS OF THE 10TH INTERNATIONAL WINTER X SPRING WHEAT SCREENING NURSERY

ENTRY	PEDIGREE	SEED TYPE	LOC	YIELD (KG/HA)	%OF CK	TEST WT OR 1000 KW	PL HT (CM)	LODG (%)	DAYS TO FLOWER	PUC S	PUC R	PUC G	SEPT T	E G T	STAND EST	WNT HDNS (%)	SEL	MISC
58 CONTINUED																		
			77				85		148									
			78				80		125							90		
			80				90		145									
			81									20MS		7				
			85	3069	80	79	101		146						85	100		
			86				95		145		10MR					100	*	3
			87						144				6	6				2
			91	4820	64		103		155		0R	1R				95		
			92	3166	94		94		154							100		
			93	2944	131				138								*	1
			95	112	2	59.1			129	10MR	0R		8					178
			96	88	1													
			97	67	1			70										
			98								1MR							S
59	SWM765938*-08P-1P-0P RDL/DRC//MON	SR	1				85		146	99S					75			
			2	4960	77		128		151				4		96			
			5				85		310									
			6						259									
			7	7077	129	72.7	106		295		50S	20						
			9								0R	80S						
			101				81	15	142					4				
			103	3769	79		92		136		25S			1	64	95		174
			10				104		156				1			70		
			14	4475	15	43.6	88		133		0R			1				2
			15													5		
			16				100									70		
			17													0		64
			18	5236	103	82.4	125		298								*	
			19							30S	20S	20S						
			20				100		140									
			22			36.7	92	20	119		0MR			MR				S
			23				110		135		5R					82		
			25	3772	111	36.5	105		126	10MS	60S		4	3	78	100		
			26	10280	103	41.3	120		123	1R			8		73			
			27	6033	98	35.8	94		112									
			29							10R		1R					*	
			32							5MR								S
			34													0		
			35	6370	101		110		139		10MR	0R		3				
			36	7215	111				151	1	2		3	4				
			37	7336	98	52	110	20	156		30MR		3	3				81.7
			38						150	10S			4					FG
			39				120		150	10MR				3	95	100		

TABLE 2. TABULATION OF ALL AGRONOMIC CHARACTERISTICS MEASURED FOR ALL ENTRIES AT ALL LOCATIONS REPORTING RESULTS OF THE 10TH INTERNATIONAL WINTER X SPRING WHEAT SCREENING NURSERY

ENTRY	PEDIGREE	SEED TYPE	LOC	YIELD (KG/HA)	%OF CK	TEST WT OR 1000 KW	PL HT (CM)	LODG (%)	DAYS TO FLOWER	PUC S	PUC R	PUC G	SEPT T	E G T	STAND EST	WNT HDNS (%)	SEL	MISC
59 CONTINUED																		
			41				103		123									
			42				106		136		30	5		6				
			43				115	20	126					5				
			46	4336	72		90		141							90		
			48						176							75		
			51	1290	32	44.4	110		137						90	20		43 490
			53	2280	63	77.0	80		80									
			54								60S	99S						SV
			55						185		20S	10S						
			57														*	
			59				85		317						70			
			62			73	90		129				1					51
			64	4090	70		95		141					2	100	100		
			65	3750	51	48	105		141		30		7	1		90		6 79.9
			66					40	101						70			
			67				105		135									6
			68				108		139									9 2
			69						148									186
			71	4688	100	40.3	95	70	154	10MR	30		2	3		80		3 38
			72	5336	139		105		122	0R						80	*	E
			77				85		144									
			78				100		123							80		
			80				85		130									
			81									60S					*	
			85	3350	88	77	114		148						85	90		
			86				103		147		20S					40		6
			87						145				7	8				2
			91	4764	63		110		154		0X	50S				80		
			92	3255	97		100	5	155							100		
			93	2622	117				136								*	2
			95	108	2	61.0			127	30MR			6					176
			96	76	1													
			97	62	1			70										
			98								30MS	0MR						S
61	SWM777346* -1P-0P 7C/6720//MGP	HR	1				65		151	40S					75			
			2	8160	126		103		150				6		97			
			5				65		311		20S							
			6						257									
			7	6766	123	68.7	93		295		60S	50	5					
			9								0R	70S						
			101				73	0	141					4				
			103	3426	72		80		135		25S			3	79	98		208
			10				88		152				2			70		

TABLE 2. TABULATION OF ALL AGRONOMIC CHARACTERISTICS MEASURED FOR ALL ENTRIES AT ALL LOCATIONS REPORTING RESULTS OF THE 10TH INTERNATIONAL WINTER X SPRING WHEAT SCREENING NURSERY

ENTRY	PEDIGREE	SEED TYPE	LOC	YIELD (KG/HA)	%OF CK	TEST WT OR 1000 KW	PL HT (CM)	LODG (%)	DAYS TO FLOWER	PUC S	PUC R	PUC G	SEPT T	E G T	STAND EST	WNT HDNS (%)	SEL	MISC
61 CONTINUED																		
			14	5188	18	37.2	80		130		0R			5				4
			15													0		
			16				85									50		
			17													0		0
			18	4135	81	80.1	95		297	80S								
			19							50S	50S	20S						
			20				80		142									
			22			28.8	82		119	0MS	0MR			MS				S
			23				88		134	99S	20S			4		40		
			25	5304	156	21.8	90		123	99MS	5S		7	9	74	100		
			26			26.6	105		117				8		81			
			27				85		106	5S								
			29							60MR		10MS						
			32							10MR								S
			34													0		
			35	7230	115		105		132		0R	0R		6				
			36	7049	109				150	1	1		4	5				
			37	7061	94	49	105	20	155		50MS		3	6				79.5
			38						144	1R			6					FG
			39				90		148	40MS				3	95	100		
			41				85		118									
			42				85		135		99	60		8				
			43				95	10	124		40MR			5				
			46	3602	60		75		143	15S		40S				50		
			48						171		10S					25		
			51	1760	44	33.0	80		138						90	30		38 425
			53	2320	64	70.0	70		70									
			54						M		40MS	30MS						V
			55						190		15MR	30S						
			57						126									
			59				80		313	1R			7		80		*	
			62			59	70		132			1	1					35
			64	5730	98		85		140		25S			2	75	100		
			65	7000	95	42	95	10	140		20		8	3		60		5 80.5
			66					40	99						70			
			67				81		130									6
			68				90		135			1MR						9 3
			69						137									183
			71	3813	81	32.5	80	20	152	20MS	20		5	5		100		6 60
			72	4002	104		105		120	60S						70		E
			75															VF
			77				70		141									
			78				80		123							70		
			80				75		130	10S		10MS						

TABLE 2. TABULATION OF ALL AGRONOMIC CHARACTERISTICS MEASURED FOR ALL ENTRIES AT ALL LOCATIONS REPORTING RESULTS OF THE 10TH INTERNATIONAL WINTER X SPRING WHEAT SCREENING NURSERY

ENTRY	PEDIGREE	SEED TYPE	LOC	YIELD (KG/HA)	%OF CK	TEST WT OR 1000 KW	PL HT (CM)	LODG (%)	DAYS TO FLOWER	PUC S	PUC R	PUC G	SEPT T	E G T	STAND EST	WNT HONS (%)	SEL	MISC
61 CONTINUED																		
			81								40S							
			85	3352	88	74	90		144						85	100		
			86				70		148		20S					30		6
			87								1		5	9				2
			91	5000	66		93		154		0X	70S				100		
			92	2811	84		88	50	151							100		
			93	1900	85				133									3
			95	94	2				121	40MS	1MR		8					173
			96	119	2	61.4												
			97	100	1	60.0		10					8					
			98									0S						S
62	SWM777688* -1H-0P PI/MZ//CNO/3/LFN/4/CNO/GLL	HR	1				75		151						80			
			2	5360	83		102		150				8		98			
			5				55		313		10MS							
			6						257									
			7	6222	113	73.4	106		295		20MS	10	3				*	
			9								0R	10R						
			101				69	0	140					3				
			103	2113	44		71		136					3	68	98		253
			10				88		155				1			70	*	
			14	3438	12	36.6	66		130		0R							4
			15													0		
			16				75									25		
			17													0		0
			18	3869	76	78.6	95		295	60S								
			19							70S		10S						
			20				75		147									
			22			28.3	75	20	117		0 R			R				S
			23				77		137	20R	10S					37		
			25	2502	74	18.8	82		126	5MS	5MS		6	4	61	79		
			26				100		117		20MS		8		87			
			27	4415	72	28.2	91		107									
			29							25MS								
			32							1R								S
			34													0		
			35	6640	105		100		135		0R	0R		6				
			36	6993	108				149	1	1		7	3				
			37	7795	104	38	100	20	153		1R		6	3				79.4
			38						146	20S			6					FG
			39				80		148	65MS				3	100	98		
			41				80		120									
			42				80		136		95	10		8				
			43				90		126		30MR			9				

TABLE 2. TABULATION OF ALL AGRONOMIC CHARACTERISTICS MEASURED FOR ALL ENTRIES AT ALL LOCATIONS REPORTING RESULTS OF THE 10TH INTERNATIONAL WINTER X SPRING WHEAT SCREENING NURSERY

ENTRY	PEDIGREE	SEED TYPE	LOC	YIELD (KG/HA)	%OF CK	TEST WT OR 1000 KW	PL HT (CM)	LODG (%)	DAYS TO FLOWER	PUC S	PUC R	PUC G	SEPT T	E G T	STAND EST	WNT MDNS (%)	SEL	MISC
62 CONTINUED																		
			46	3769	63		95		143							50		
			48						172		5MR					25		
			51	640	16	28.1	80		137						80	10		35 325
			53	1960	54	73.0	65		79									
			54								40MS	30MS						V
			55						175		5MR	20S						
			57															VS
			59				85		312	40X			7		60		*	
			62			72	80		132	1			9					41
			64	3210	55		85		140					2	60	100		
			65	5663	77	40	85		138		70		8	2		60		4 81.9
			66					15	100						70			
			67				77		132									6
			68				84		138									9 3
			69						147									185
			71	2938	63	25.3	70	20	153	10MR			5	7		90		7 52
			72	5670	148		85		118	20MR						70		E
			77				70		144									
			78				80		122							70		
			80				70		135									
			81									60S						
			85	2670	70	77	83		144						85	95		
			86				85				40S					5		6
			87										7	8				2
			91	1639	22		81		155		0R	1R				40		
			92				75	99	154							40		
			93	1322	59				134									3
			95	99	2				123	20MR	0R		8					174
			96	111	2	62.2												
			97	91	1	62.8		30					7					
			98								20MR	14R						S
63	SWM765543*-01P-1H-0P SDY/TI-RESEL 1	HR	1				75		151	65S					65			
			2	5600	86		108		150				7		97			
			5				60		313			30S						
			6				85		258		1MR	1MR	2				*	
			7	5877	107	71.6	100		294			1	7				*	
			9								0R	80S						
			101				74	15	139					8				
			103	4968	104		85		135					1	69	100	*	279
			10				86		154				1			70	*	
			12	438			75		251			1S		7			*	4 4 6
			14	3750	13	33.8	70		131		0R			5				3
			15													70		

TABLE 2. TABULATION OF ALL AGRONOMIC CHARACTERISTICS MEASURED FOR ALL ENTRIES AT ALL LOCATIONS REPORTING RESULTS OF THE 10TH INTERNATIONAL WINTER X SPRING WHEAT SCREENING NURSERY

ENTRY	PEDIGREE	SEED TYPE	LOC	YIELD (KG/HA)	%OF CK	TEST WT OR 1000 KW	PL HT (CM)	LODG (%)	DAYS TO FLOWER	PUC S	PUC R	PUC G	SEPT T	EGT	STAND EST	WNT HDNS (%)	SEL	MISC
63 CONTINUED																		
			16				88									95		
			17													16		1819
			18	3035	59	79.7	85		296	80S								
			19							1R		10S						
			20				75		146									
			22			26.1	83	20	117					R				S
			23				86		133	10R						46		
			25	4064	119	23.8	90		124	5R			6	0	63	96		
			26				104		120				8		63			
			27				87		112	5S								
			29							40MR								
			32							5M								S
			34													0		
			35	6860	109		110		135		0R	0R		6				
			36	6494	100				150	1	1		5	4				
			37	6511	87	44	100	20	154		1R		3	3				80.7
			38						144	30S			5					FG
			39				95		148	25MR				5	100	100		
			41				88		120									
			42	5454	107		88		134		10	5		7				
			43				105	10	126					5				
			46	4802	80		85		141	20S						100		
			48	2807	57	37.0			174		1R					50	*	
			51	2710	67	36.0	95		137						100	50		42 435
			53	3400	94	70.0	70		78									
			54								20MS	1R						V
			55						180		1MR							
			57						126									
			59				83		313	40MS					65			
			62			72	80		132	1			1					45
			64	4280	73		90		140					2	60	100		
			65	5138	70	44	95		140		30		8	2		80		3 81.1
			66					15	102						70			
			67				85		132									6
			68			67.4	92		139			20S						8 1
			69						146									18E
			71	3000	64	32.4	80	20	153	10MS	20		4	5		90		5 E4
			72	5336	139		95		120	0R						70	*	E
			75						E								*	VF
			77				75		139									
			78	3600	107		80		123							80	*	
			80				80		130									
			81							20S		5MR						
			85	3563	93	80	92		143						95	100		
			86				85		144		1MR					90		4
			87						142				5	8				2
			91	5181	69		95		153		0R	50MS				95		
			92	2944	88		83		151							100		
			93	2255	100				133								*	2
			95	77	1				126				9					175
			96	94	2													
			97	96	1	63.6							7					
			98								1MR	0S						I

TABLE 2. TABULATION OF ALL AGRONOMIC CHARACTERISTICS MEASURED FOR ALL ENTRIES AT ALL LOCATIONS REPORTING RESULTS OF THE 10TH INTERNATIONAL WINTER X SPRING WHEAT SCREENING NURSERY

ENTRY	PEDIGREE	SEED TYPE	LOC	YIELD (KG/HA)	%OF CK	TEST WT OR 1000 KW	PL HT (CM)	LODG (%)	DAYS TO FLOWER	PUC S	PUC R	PUC G	SEPT T	E G T	STAND EST	WNT HDNS (%)	SEL	MISC
64	SWM765586*-11P-1H-0P	HR	1				85		147						65			
	CO/72-4093/TOB		2	4800	74		105		150				6		94			
			5				65		319									
			6				85		265		1MR	1R	2				*	
			7	7110	130	69.8	95		296				8				*	
			9								0R	30MR						
			101				73	10	139					D				
			103	3141	66		85		133					3	61	100		274
			10				82		152				1			70	*	
			14	6675	23	31.0	70		129		0R			2				0
			15													80		
			16				84									90		
			17													55	*	3726
			18	3735	73	73.4	90		297	90S								
			19							1R		20S						
			20				85		144								*	
			22			25.6	80		117	0 R				MR				S
			23				91		131	20R						98		
			25	2539	75	18.7	90		124	5R			5	0	50	100		
			26				105	50	120				8		76			
			27				86		115	5S								
			29							10R		1R						
			32							1R								W
			34													0		
			35	6590	104		105		133		0R	0R		2				
			36	7021	108				150	1	1		5	4				
			37	4677	62	42	95	40	152		1R		6	1				81.0
			38						146	20S			6					FG
			39				100	20	149	40MR				3	100	100		
			41				90		117									
			42				91		134		40	50		7				
			43				100	20	124					7				
			46	4669	78		80		139							100		
			48						172		5MR					75		
			51	2840	70	33.6	95		138						100	50		46 450
			53	1720	48	70.0	70		86									
			54								1R	1R						SV
			55						180		10MS	5M						
			57						132									
			59				82		312	15R					50			
			62			78	85		160	5R			1					42
			64	5450	93		80	13	140					1	75	100		
			65	5813	79	40	90		138		10		8	1		90		6 81.3
			66					30	101						70			

TABLE 2. TABULATION OF ALL AGRONOMIC CHARACTERISTICS MEASURED FOR ALL ENTRIES AT ALL LOCATIONS REPORTING RESULTS OF THE 10TH INTERNATIONAL WINTER X SPRING WHEAT SCREENING NURSERY

ENTRY	PEDIGREE	SEED TYPE	LOC	YIELD (KG/HA)	%OF CK	TEST WT OR 1000 KW	PL HT (CM)	LODG (%)	DAYS TO FLOWER	PUC S	PUC R	PUC G	SEPT T	E G T	STAND EST	WNT HDNS (%)	SEL	MISC
64 CONTINUED																		
			67				83		131									5
			68				90		138			1S						8 2
			69						146									186
			71	2563	55	29.4	80	30	153	30MS			5	3		100		6 61
			72	4669	122		90		120	0R						80		E
			75						E								*	VF
			77				75		139									
			78				80		123							90		
			80				80		130									
			81							20S		60S						
			85	3874	101	75	105		152						90	100		
			86				85		143		1MS					100	*	4
			87						141				6	5				2
			91	7195	96		95		152		0S	1R				100		
			92	2311	69		81	30	151							100		
			93	1989	89				133									2
			95	85	1				122				9					172
			96	106	2	62.3												
			97	62	1			40					6					
			98															W
65	SWM765854*-02P-1H-0P 7C/CNO//CAL/3/CNO S/PJ 62//GLL	HR	1				65		158	10MS					70			
			2	6000	93		115		149				5		95			
			5				60		307									
			6						255									
			7	5399	98	71.4	102		293		5	5	6				*	
			101				73	20	141					3				
			103	1941	41		85		135					1	68	97		212
			10				87		156				1			60	*	
			12	1086			80		251		1MR	10MR		7			*	5 4 5
			14	1450	5	40.8	65		134		0R			1				4
			15													0		
			16				80									25		
			17													2		337
			18	4636	91	78.8	95		289				7					
			19							5M		30S						
			20				90		140								*	
			22			32.4	83	20	117	0MR				MR				S
			23													0		
			25	1100	32	30.4	95		126	15MS			3	4	62	93		
			26				105		117				8		67			
			27				87		110	5S								
			29									1R					*	
			32							40MS								S

TABLE 2. TABULATION OF ALL AGRONOMIC CHARACTERISTICS MEASURED FOR ALL ENTRIES AT ALL LOCATIONS REPORTING RESULTS OF THE 10TH INTERNATIONAL WINTER X SPRING WHEAT SCREENING NURSERY

ENTRY	PEDIGREE	SEED TYPE	LOC	YIELD (KG/HA)	%OF CK	TEST WT OR 1000 KW	PL HT (CM)	LODG (%)	DAYS TO FLOWER	PUC S	PUC R	PUC G	SEPT T	E G T	STAND EST	WNT HDNS (%)	SEL	MISC
65 CONTINUED																		
			34													0		
			35	6110	97		105		134		0R	0R		3				
			36	6327	97				150	1	1		5	2				
			37	7519	100	48	105	50	154		1R		3	1				81.4
			38						144	60S			7					FG
			41				92		120									
			42				88		135			20		6				
			43				100	20	126					3				
			46	3335	56		90		140	5S						50		
			48													0		
			51	3600	89	42.9	82								90			30 560
			53	2800	78	64.0	70		67									
			54						E		5MR	1R						V
			55						175		1R							
			57														*	MS
			59				80		313	10R					60			
			62			72	80		130				1					40
			64	3790	65		95	26	140					1	100	100		
			65	5063	69	48	100		138		10		9	1		80		6 81.1
			66					40	97						65			
			67				85		132									7
			68				92		137		0R						*	8 3
			69						146									186
			71	2750	59	33.0	80	40	153	5MR			7	5		90		6 57
			72	5336	139		100		119	0R						70	*	E
			75						E								*	VF
			77				80		140									
			78				75		123							60		
			80				80		130									
			81									80S		7				
			85	1071	28	75	90		144						85	10		
			86													0		
			91													0		
			92				80	50	157							60		
			93	1955	87				133									3
			95	86	1				120	10MR			8					172
			96	78	1													
			97	109	2	63.7												
			98								10MR	1MR						S
66	SWM766548*-05H-3P-0H KOL/PMF/3/7C//CNO/CAL/4/CLEO	HR	1				85		147						90			
			2	2000	31		89		165				5		94			
			5				65		322		10MS							
			6						268									

TABLE 2. TABULATION OF ALL AGRONOMIC CHARACTERISTICS MEASURED FOR ALL ENTRIES AT ALL LOCATIONS REPORTING RESULTS OF THE 10TH INTERNATIONAL WINTER X SPRING WHEAT SCREENING NURSERY

ENTRY	PEDIGREE	SEED TYPE	LOC	YIELD (KG/HA)	%OF CK	TEST WT OR 1000 KW	PL HT (CM)	LODG (%)	DAYS TO FLOWER	PUC S	PUC R	PUC G	SEPT T	E G T	STAND EST	WNT HDNS (%)	SEL	MISC
66 CONTINUED																		
			7	4455	81	70.6	110		309		15	20	5					
			9								0R	5R						
			101				74	0	144					0				
			103	3826	80		80		136					0	57	100	*	269
			10				89		161				1			60	*	
			14	3625	12	27.8	74		135		0R							0
			15													40		
			16				84									90		
			17													0		0
			18	4736	93	62.1	95		315								*	
			19									5R						
			20				85		152									
			22			20.4	81		124					R				MS
			23				87		139				4			96		
			25			15.1	80		126	10MS			7	0	75	100		
			26				93		123				5		76			
			27				86		113									
			29														*	
			32							1R								S
			34													0		
			35	6350	101	32.7	105		144		1R	0R		3			*	
			36	6105	94				162	1	1		2	3				
			37	6878	91	43	90	50	157		1R		6	2				80.1
			38						154	1R			4					FG
			39				100		156	10MR				1	95	100		
			41				90		125									
			42				84		138		10	25		1				
			43				90	10	130					5		20		
			46	2601	43		75		146			10S				50		
			48						175		5S					50		
			51	4360	108	29.4	97		138						95	70		36 470
			53	1760	49	67.5	75		89									
			54								1R	1R						SV
			55						190		1R							
			57						122									
			59				84		320	1R					65		*	
			62			73	75		132				7					40
			64	4350	74		95	13	142					1	100	100		
			65	5713	78	42	95		143		60		7	1		100		5 81.7
			66					10	110						70			
			67				78		136									6
			68				94		138									8 1
			69						147									187
			71	4125	88	31.2	90	10	159	1MR	30		2	5		100		5 62

TABLE 2. TABULATION OF ALL AGRONOMIC CHARACTERISTICS MEASURED FOR ALL ENTRIES AT ALL LOCATIONS REPORTING RESULTS OF THE 10TH INTERNATIONAL WINTER X SPRING WHEAT SCREENING NURSERY

ENTRY	PEDIGREE	SEED TYPE	LOC	YIELD (KG/HA)	%OF CK	TEST WT OR 1000 KW	PL HT (CM)	LODG (%)	DAYS TO FLOWER	PUC S	PUC R	PUC G	SEPT T	EGT	STAND EST	WNT HDNS (%)	SEL	MISC
66 CONTINUED																		
			72	3002	78		85		125	0R						80		E
			75															VF
			77				85		149									
			78				75		129							80		
			80				80		147									
			81								20MS			5				L
			85	3530	92	74	87		143						95	100		
			86				87		148		1MR					75		5
			87						142				6	8				4
			91	2639	35		86		157		0R	1R				100		
			92	2944	88		92	30	158							100		
			93	1078	48				145									5
			95	94	2				134				8					180
			96	99	2													
			97	112	2	64.1							8					
			98								1MR	0MR						S
67	TURKF224* -01H-1H-0S	HR	1				85		152	0R					75			
	CHAMPLEIN/BEZ		2	5760	89		106		154				4		94			
			5				65		342									
			6						290									
			7	6455	118	71.4	102		302		60MS	40						
			9								0R	10MS						
			101	3750	75	35.8	73	0	141					4			*	
			103	3083	65		80		136		65S			1	62	100		238
			10				92		151				1			70		
			14	4413	15	37.1	75		134		0R							0
			15													85		
			16				93									100		
			17													47		208
			18	5269	103	80.1	110		309								*	
			19									60S						
			20				90		145									
			22			29.1	78	20	120		0 R			MR				S
			23				100		136		5MS					100		
			25				90		130		99S		6	5	78	100		
			26				105	90	126		10MS		2		78			
			27				93		118	5S								
			29									10MS						
			32															W
			34													0		
			35	6790	108		95		146		5MR	0R		3				
			36	7382	114				157	1	1		5	2				
			37	7061	94	41	105	40	157		40MR		6	2				74.7

TABLE 2. TABULATION OF ALL AGRONOMIC CHARACTERISTICS MEASURED FOR ALL ENTRIES AT ALL LOCATIONS REPORTING RESULTS OF THE 10TH INTERNATIONAL WINTER X SPRING WHEAT SCREENING NURSERY

ENTRY	PEDIGREE	SEED TYPE	LOC	YIELD (KG/HA)	%OF CK	TEST WT OR 1000 KW	PL HT (CM)	LODG (%)	DAYS TO FLOWER	PUC S	PUC R	PUC G	SEPT T	E G T	STAND EST	WNT HDNS (%)	SEL	MISC
67 CONTINUED																		
			38						152	5MR			7					FG
			39	3100	79	40	90		152	40MR				3	95	100	*	
			41				82		126		5	20MS						
			42				85		134		99	50		4				
			43				95		128					5		10		
			46	4235	71		80		144			20MR				100		
			48						180		10S					75		
			51	2930	73	37.2	75		138						95	70		41 475
			53	1920	53	65.5	75	10	98									
			54								1R	1R						NV
			55						190		1R	1R						
			57															VS
			59				77		320	1R					80			
			62			73	75		171				1				*	44
			64	7100	121		85		143		40S			2	100	100		
			65	3200	44	42	95		141		70		7	1		100		7 76.1
			66					30	111						65			
			67				88		136									5
			68			71.2	91		146		40R							7 3
			69						148									187
			71	3625	77	35.7	90	15	156	1MS	30		3	3		100		4 61
			72	4002	104		100		123	0R						90		SP
			75															VF
			77				85		148									
			78				75		128							80		
			80				80		145			5MS						
			81								30S	60S						
			85	3130	82	77	96		144						95	100		
			86				90		147		1S					100		4
			87						141		1		8	9				2
			91	5000	66		97		157		0S	60S				100		
			92	2800	83		91	50	155							100		
			93	1811	81				139									3
			95	81	1				135	10MR	10MR		8					183
			96	93	1													
			97	38	1			90										
			98															W
68	SWM755141*-01H-1H-0S RBS/CONDOR	HR	1				85		150						60			
			2	5600	86		123		154				5		93			
			5				65		322									
			6						269									
			7	6788	124	69.8	115		301		50S	60						
			9								0R	5R						

TABLE 2. TABULATION OF ALL AGRONOMIC CHARACTERISTICS MEASURED FOR ALL ENTRIES AT ALL LOCATIONS REPORTING RESULTS OF THE 10TH INTERNATIONAL WINTER X SPRING WHEAT SCREENING NURSERY

ENTRY	PEDIGREE	SEED TYPE	LOC	YIELD (KG/HA)	%OF CK	TEST WT OR 1000 KW	PL HT (CM)	LODG (%)	DAYS TO FLOWER	PUC S	PUC R	PUC G	SEPT T	E G T	STAND EST	WNT HDNS (%)	SEL	MISC
68 CONTINUED																		
			101				84	20	140					4				
			103	2284	48		80		136		1R			3	66	100		235
			10				95	15	157				1			70		
			14	5125	17	37.2	86		136		0R			6				0
			15													75		
			16				104									85		
			17													14	*	2340
			18	4302	84	81.2	110		306		5S						*	
			19									10M						
			20				90		142								*	
			22			17.8	86		126									MR
			23				108		136		10MR		4			100		
			25				97		128		50S		5	9	74	100		
			26				112	50	125	10MR			5		77			
			27	4736	77	28.2	96		116									
			29									5MR					*	
			32							1R								W
			34													0		
			35	6350	101		110		145		1R	0R		6				
			36	6383	98				156	1	1		3	4				
			37	8253	110	41	115		157		1R		3	7				79.3
			38						152	1R			5					FP
			39				100		150	40MR				5	95	100		
			41				85		123			10MS						
			42	3788	75		95		135		50	10		9				
			43				110		127					7		20		
			46	2768	46		90		144			30S				50		
			48						175		5MR					99		
			51	1050	26	34.0	75		139						95	50		39 710
			53	1280	36		70		97									
			54						ME		30MS	10MR						V
			55				95		195		1R							
			59				87		320						90			
			62			72	95		142				3					40
			64	4640	79		100		143		60S			3	100	100		
			65	4688	64	42	100		141		20		7	3		100		4 79.1
			66					10	109						65			
			67				95		135									5
			68			74.2	100		142								*	4 1
			69						149									187
			71	5125	109	34.6	100	20	156		50		3	5		100		5 50
			72	4669	122		110		122	10MR						90		SP
			75															VF
			77				80		144									

TABLE 2. TABULATION OF ALL AGRONOMIC CHARACTERISTICS MEASURED FOR ALL ENTRIES AT ALL LOCATIONS REPORTING RESULTS OF THE 10TH INTERNATIONAL WINTER X SPRING WHEAT SCREENING NURSERY

ENTRY	PEDIGREE	SEED TYPE	LOC	YIELD (KG/HA)	%OF CK	TEST WT OR 1000 KW	PL HT (CM)	LODG (%)	DAYS TO FLOWER	PUC S	PUC R	PUC G	SEPT T	E G T	STAND EST	WNT HONS (%)	SEL	MISC
68 CONTINUED																		
			78				90		127							90		
			80				85		140									
			81									30MS		7				
			85	2819	74	79	105		144						95	100		
			86				96		146		10MS					100		5
			87								1		6	7				4
			91	4514	60		103		155		0R	0X				98		
			92	3577	107		105		154							100		
			93	1467	65				140									4
			95	68	1				133	10MR			6					179
			96	72	1													
			97	52	1			80										
			98								40MS	0MS						S
69	SWM753876*-04P-1H-1H-0P KKZ/PI	HR	1				85		150						80			
			2	4160	64		110		155				4		92			
			5				70		313									
			6				90		278		5MS		2				*	
			7	7110	130	73.6	110		301		60MS	10	4					
			9								0R	80S						
			101				85	20	143		1R			4				
			103	1941	41		70		138					3	46	100		200
			10				94		157				1			70	*	
			14	3725	13	41.0	66		137		0R			2				2
			15													30		
			16				100									75		
			17													21		2155
			18	4569	90	81.5	100		309								*	
			19									20M						
			20				85		143								*	
			22			30.4	91		126									MS
			23	3392	84	34.0	101		137					2		100		
			25				90		130	5R			5	0	51	100		
			26				110		127	5MR			5		78			
			27				93		117									
			29									1R					*	
			32															W
			34													0		
			35	8100	128	43.6	110		146		0R	0R		3			*	
			36	7715	119				157	1	1		3	5				
			37	6694	89	48	100	60	160		60MS		3	1				80.2
			38						152				4					G
			39				90		150	25MR				3	80	100		
			41				93		125									

TABLE 2. TABULATION OF ALL AGRONOMIC CHARACTERISTICS MEASURED FOR ALL ENTRIES AT ALL LOCATIONS REPORTING RESULTS OF THE 10TH INTERNATIONAL WINTER X SPRING WHEAT SCREENING NURSERY

ENTRY	PEDIGREE	SEED TYPE	LOC	YIELD (KG/HA)	%OF CK	TEST WT OR 1000 KW	PL HT (CM)	LOOG (%)	DAYS TO FLOWER	PUC S	PUC R	PUC G	SEPT T	E G T	STAND EST	WNT HDNS (%)	SEL	MISC
69 CONTINUED																		
			42				92		139		50	50		8				
			43				105		130					7				
			46	3702	62		80		146			10MR				50		
			48	3715	75	44.4			177		5MR					99	*	
			51	890	22	44.1	87		134						95	50		33 325
			53	2480	69	74.5	75	10	98									
			54								1R	1R						NV
			55						180		1R							
			57															MS
			59				83		320						60			
			62			76	95		171				3					49
			64	3760	64		95	50	144		25S			1	100	100		
			65	3438	47	48	95		143		10		3	1		50		2 80.7
			66					30	106						65			
			67				90		136									7
			68			75.4	100		144								*	4 1
			69						149									187
			71	4063	87	38.0	90	40	157	1R	20		2	3		90		5 38
			72	5003	130		105		124	10R						90		SP
			77				85		149									
			78				70		129							70		
			80				85		148									
			81								30MS	30MS		7				
			85	2997	78	79	99		147						75	100		
			86				90		147		20MS					65		4
			87								1		6	5				2
			91	3334	44		98		156		0R	20MR				95		
			92				97		157							100		
			93	2178	97				142								*	3
			95	88	1				134	1R	0R		7					183
			96	105	2	61.7												
			97	62	1			90										
			98															W
70	SWM753886*-04H-3M-1H-0S BEZ2B/CGN	HR	1				85		152						80			
			2	5600	86		120		150				5		95			
			5				75		313			10S						
			6						277									
			7	4933	90	67.1	93		295			80	4					
			9								0R	50S						
			101				84	0	139					1				
			103	3198	67		85		136					1	81	100	*	161
			10				92		155				1			70	*	
			14	6313	21	47.8	82		133		0R							0

TABLE 2. TABULATION OF ALL AGRONOMIC CHARACTERISTICS MEASURED FOR ALL ENTRIES AT ALL LOCATIONS REPORTING RESULTS OF THE 10TH INTERNATIONAL WINTER X SPRING WHEAT SCREENING NURSERY

ENTRY	PEDIGREE	SEED TYPE	LOC	YIELD (KG/HA)	%OF CK	TEST WT 1000 KW	PL HT (CM)	LODG (%)	DAYS TO FLOWER	PUC S	PUC R	PUC G	SEPT T	E G T	STAND EST	WNT HDNS (%)	SEL	MISC
70 CONTINUED																		
			15													90		
			16				102									100		
			17													69	*	3662
			18	4235	83	61.0	100		301								*	
			19									90S						
			20				90		139								*	
			22			31.1	85		121					R				S
			23				104		133							100		
			25			24.7	100		128	5R	10S		6	7	56	100		
			26				111	90	126				8		81			
			27	4415	72	40.6	94		115									
			29									30S						
			32															W
			34													0		
			35	6770	107		95		139		1R	0R		3				
			36	8325	128				153	1	1		3	3				
			37	6786	90	51	100	40	157		1R		6	3				81.4
			38						147	10MR			7					FP
			39				95	10	151	10MR				1	90	100		
			41				98		122			10MS						
			42				94		135		95	95		5				
			43				100	20	126					7				
			46	4302	72		80		141			10S				65		
			48						176		1R					75		
			51	2950	73	44.8	100		136						100	70		29 525
			53	1440	40	72.0	80	10	90									
			54								20X	10S						SV
			55				95		180		1R	10S						
			57															S
			59				80		318	1R					60			
			62			75	90		167	1			7					50
			64	6130	105		85		143		10S			1	100	100		
			65	7813	106	52	105		140		60		8	1		100		6 80.3
			66					40	105						65			
			67	8540	123		98		135									5
			68			75.2	102		142			1S						3 0
			69						148									187
			71	3500	75	36.9	90	50	155	1R	70		5	3		100		6 60
			72	5003	130		100		121	0R						90	*	E
			75															VF
			77				90		140									
			78				80		125							90		
			80				80		146			30S						
			81									99S						

TABLE 2. TABULATION OF ALL AGRONOMIC CHARACTERISTICS MEASURED FOR ALL ENTRIES AT ALL LOCATIONS REPORTING RESULTS OF THE 10TH INTERNATIONAL WINTER X SPRING WHEAT SCREENING NURSERY

ENTRY	PEDIGREE	SEED TYPE	LOC	YIELD (KG/HA)	%OF CK	TEST WT OR 1000 KW	PL HT (CM)	LODG (%)	DAYS TO FLOWER	PUC S	PUC R	PUC G	SEPT T	E G T	STAND EST	WNT HDNS (%)	SEL	MISC
70 CONTINUED																		
			85	3080	80	81	98		144						75	100		
			86				97		143		1R					80		3
			87						144				7	7				2
			91	5167	69		100		154		0R	50MS				100		
			92	3377	101		96		150							100		
			93	2555	114				136									2
			95	83	1				125	20MR			8					175
			96	96	2													
			97	36	1			90										
			98															W
71	SWM753987*-08H-2M-3H-0P S64/2*SS/CNDR	HR	1				75		147						75			
			2	6000	93		111		150				5		95			
			5				75		322			20S						
			6						277									
			7	5577	102	71.6	110		295		1	80	4					
			9								0R	70S						
			101				85	0	140		5R			1				
			103	2969	62		80		135		10S			1	74	100		180
			10				91		155				1			70	*	
			14	7650	26	41.0	81		133		20S							0
			15													85		
			16				99									70		
			17													69	*	42E3
			18	4669	92	81.7	100		302								*	
			19									90S						
			20				95		140									
			22			33.4	76	20	120					MR				S
			23	4784	118	38.6	103		133		1R					100		
			25	5565	164	32.5	100		128				5	3	78	100		
			26			43.4	105	90	126				8		80			
			27	5795	95	43.2	95		115	5MS								
			29							10MS		30S						
			32							1R								W
			34													0		
			35	6790	108		100		138		0R	0R		3				
			36	7770	120				154	1	1		3	3				
			37	6878	91	49	105	40	156		1R		5	1				80.0
			38						147	20MS			8					FP
			39				100		151	10MR				1	95	100		
			41				94		122			20MS						
			42				94		135		95	95		6				
			43				105	20	126					5				
			46	4802	80		85		141			10S				95		

TABLE 2. TABULATION OF ALL AGRONOMIC CHARACTERISTICS MEASURED FOR ALL ENTRIES AT ALL LOCATIONS REPORTING RESULTS OF THE 10TH INTERNATIONAL WINTER X SPRING WHEAT SCREENING NURSERY

ENTRY	PEDIGREE	SEED TYPE	LOC	YIELD (KG/HA)	%OF CK	TEST WT OR 1000 KW	PL HT (CM)	LODG (%)	DAYS TO FLOWER	PUC S	PUC R	PUC G	SEPT T	E G T	STAND EST	WNT HDNS (%)	SEL	MISC
71 CONTINUED																		
			48						175		5S					99		
			51	2160	53	47.6	103		138						100	70		30 485
			53	2720	76	77.0	82		92									
			54								1R	20S						SV
			55						185		1MR	10S						
			57															VS
			59				77		318	10R					50			
			62			76	100		190	1			1					45
			64	4910	84		85		142					1	100	100		
			65	7438	101	54	105		140		60		9	1		100		7 81.7
			66					50	105						65			
			67				92		133									6
			68			74.2	102		143									3 3
			69						148									186
			71	3813	81	37.3	80	50	154	1MR	20		4	3		100		4 60
			72	5003	130		100		120	20R						80	*	E
			75															VF
			77				80		139									
			78	3425	102		90		125							90	*	
			80				75		145			20S						
			81									99S						
			85	505	13	70	83		148						90	3		
			86				97		143		1S					75	*	4
			87										7	6				4
			91	5500	73		101		153		0R	50MS				100		
			92	2877	86		95		149							100		
			93	1278	57				136									3
			95	80	1				128	10MR			8					176
			96	85	1													
			97	7				90										
			98															W
72	SWD71424B-11H-2H-3H-3HH ALBA/GNS//FN/SON 64	HR	1				80		147						80			
			2	4000	62		86		165				7		98			
			5				65		322		50S							
			6						293									
			7	2166	39	60.0	100		308		80MS	99						
			9								0R	50S						
			101				76	0	145					5				
			103	1770	37		70		136					3	82	100		250
			10				82		153				2			60	*	
			14	5200	18	24.2	67		133		0R							4
			15													5		
			16													0		

TABLE 2. TABULATION OF ALL AGRONOMIC CHARACTERISTICS MEASURED FOR ALL ENTRIES AT ALL LOCATIONS REPORTING RESULTS OF THE 10TH INTERNATIONAL WINTER X SPRING WHEAT SCREENING NURSERY

ENTRY	PEDIGREE	SEED TYPE	LOC	YIELD (KG/HA)	%OF CK	TEST WT OR 1000 KW	PL HT (CM)	LODG (%)	DAYS TO FLOWER	PUC S	PUC R	PUC G	SEPT T	E G T	STAND EST	WNT HDNS (%)	SEL	MISC
72 CONTINUED																		
			17													2		152
			18	4936	97	82.1	90		319	10MR	5MS						*	
			19									60S						
			20				80		142								*	
			22			16.8	79		130		0 R			R				MR
			23				76		140		5MR					96		
			25				65		132				9	9	86	100		
			26				90		126				8		87			
			27	5069	83	31.0	86		117									
			29									1R					*	
			32							1R								S
			34													0		
			35	5660	90		90		154		1R	0R		4				
			36	7493	115				157	1	1		6	3				
			37	5410	72	33	90	20	158		1R		9	1				74.7
			38						152	10S			3				*	G
			39				85		153	65MS				1	100	100		
			41				80		124									
			42				80		139		25	45		7				
			43				90	10	130		10MR			7				
			46	4402	73		75		146			20MS				95		
			48						173		5S					50		
			51	2070	51	38.8	83		138						100	70		42 430
			53	2880	80	75.0	80		100		0R							
			54								60S	60S						SV
			55						190		5MR	5S						
			57														*	VS
			59				78		321	99S			7		60		*	
			62			74	70		145	1			1					39
			64	4210	72		85		142		65S			3	100	100		
			65	6563	89	36	80		140		90		8	1		80		6 80.3
			66					15	112						70			
			67				72		137									7
			68			70.6	88		147		20R	5S						2 2
			69						149									186
			71	2813	60	25.3	80	20	157	1MS	20		3	3		100		6 41
			72	4336	113		85		126	20R						70		E
			77				75		150									
			78				70		134							70		
			80				75		150			10S						
			81									80S						
			85	3097	81	72	87		149						90	95		
			86								80S					0		
			87								1		7	6				4
			91	1153	15		82		157		0R	50S				15		
			92	2144	64		82		157							100		
			93	1544	69				145									4
			95	114	2	61.0			140	10MR	5MR		5					185

TABLE 2. TABULATION OF ALL AGRONOMIC CHARACTERISTICS MEASURED FOR ALL ENTRIES AT ALL LOCATIONS REPORTING RESULTS OF THE 10TH INTERNATIONAL WINTER X SPRING WHEAT SCREENING NURSERY

ENTRY	PEDIGREE	SEED TYPE	LOC	YIELD (KG/HA)	%OF CK	TEST WT OR 1000 KW	PL HT (CM)	LODG (%)	DAYS TO FLOWER	PUC S	PUC R	PUC G	SEPT T	EGT	STAND EST	WNT HDNS (%)	SEL	MISC
73	SWM754493*-04P-5H-1P-0P BEZ//CNO S/GLL	HR	1				95		146						60			
			2	4000	62		105		149				8		95			
			5				75		328									
			6				95		278		5MR		2				*	
			7	6733	123	71.6	104		293		1	40						
			9								0R	50MS						
			101				79	0	137					4				
			103	3597	75		80		135					1	80	100	*	235
			10				97		153				1			70		
			12	78			75		299		10MS	1R		0			*	5 7 9
			14	5588	19	37.9	75		134		5MR			5				0
			15													75		
			16				93									60		
			17													93	*	9103
			18	3802	75	80.3	95		298									
			19								5S	70S						
			20				85		142									
			22			27.6	86		118					R				S
			23	4820	119	28.6	102		131		5R					100		
			25	4221	124	21.4	102		126	5MR			6	7		100		
			26				111	100	124				5		86			
			27	5046	82	34.4	90		114									
			29									10MR						
			32							1R								W
			34													10		
			35	8130	129		105		138		1R	0R		2				
			36	6310	97				152	1	1		5	4				
			37	5502	73	45	105	50	156		30MR		6	3				81.6
			38						147	1R			7					FG
			39				110	10	149	25MR				3	95	100		
			41				90		119									
			42				100		134			95		6				
			43				105	10	125		10MR			9				
			46	4002	67		80		141			10S				90		
			48						174		5S					99		
			51	3170	78	39.0	104		136						100	90		31 495
			53	1760	49	65.5	75		93									
			54								1R	5X						NW
			55				85		175		1R	10S						
			57															VS
			59				83		323	99S					55			
			62			72	90		170	1			3					45
			64	7710	132		90		140		10S			1	100	100		
			65	7375	100	48	100	10	138		50		8	1		90	*	7 81.7

TABLE 2. TABULATION OF ALL AGRONOMIC CHARACTERISTICS MEASURED FOR ALL ENTRIES AT ALL LOCATIONS REPORTING RESULTS OF THE 10TH INTERNATIONAL WINTER X SPRING WHEAT SCREENING NURSERY

ENTRY	PEDIGREE	SEED TYPE	LOC	YIELD (KG/HA)	%OF CK	TEST WT OR 1000 KW	PL HT (CM)	LODG (%)	DAYS TO FLOWER	PUC S	PUC R	PUC G	SEPT T	E G T	STAND EST	WNT HDNS (%)	SEL	MISC
73 CONTINUED																		
			66					35	104						65			
			67				88		133									4
			68			76.2	102		142								*	2 1
			69						143									10E
			71	2938	63	35.5	90	40	152	5MS			7	3		100		5 56
			72	4336	113		95		115	20R								SP
			75															VF
			77				75		138									
			78				70		125							90		
			80				80		130									
			81									99S						
			85	4240	111	78	93		144						90	100		
			86				90		143		20S					85		4
			87						142				8	8				1
			91	7167	95		106		153		0S	30MS				100		
			92	2666	79		92		149							100		
			93	1833	82				135									3
			95	86	1				123	10MR			8					175
			96	98	2													
			97	58	1			80										
			98															W
74	SWM754660*-05P-1P-2H-0P HIM/CNDR	HR	1				95		146						60			
			2	5600	86		120		151				5		96			
			5				70		318		10MR							
			6						259									
			7	4588	84	62.3	111		293		10MS	60	3					
			9								0R	60S						
			101				88	20	140					0				
			103	1999	42		90		135					3	74	97		195
			10				102	15	157				1			60		
			14	3688	13	36.2	84		132		0R							5
			15													0		
			16													0		
			17													0		0
			18	6136	120	81.5	120		301	5MR	5MR						*	
			19								20S	20S						
			20				105		139									
			22			30.3	95	20	118					R				S
			23				108		136							20		
			25	3566	105	24.4	107		125				3	0	67	91		
			26				115	90	117				5		82			
			27	4885	80	36.4	99		108									
			29							15MR								

TABLE 2. TABULATION OF ALL AGRONOMIC CHARACTERISTICS MEASURED FOR ALL ENTRIES AT ALL LOCATIONS REPORTING RESULTS OF THE 10TH INTERNATIONAL WINTER X SPRING WHEAT SCREENING NURSERY

ENTRY	PEDIGREE	SEED TYPE	LOC	YIELD (KG/HA)	%OF CK	TEST WT OR 1000 KW	PL HT (CM)	LODG (%)	DAYS TO FLOWER	PUC S	PUC R	PUC G	SEPT T	E G T	STAND EST	WNT HDNS (%)	SEL	MISC
74 CONTINUED																		
			32							1R								S
			34													0		
			35	6350	101		115	30	137		1R	0R		2				
			36	7243	112				151	1	2		3	3				
			37	6786	90	46	115	40	157		90VS		7	1				81.1
			38						150	20S			7					FG
			39				105	10	150	10MR				3	100	99		
			41				110		119									
			42				111		135		25	10		5				
			43				110	20	123		10MR			5				
			46	4469	74		90		142			10S				100		
			48													0		
			51												100			
			53	2640	73	74.5	85		79									
			54								20MR	40S						V
			55						198		1R	5S						
			57														*	
			59				87		323	30R					70			
			62			69	85		133				9					43
			64	3630	62		105	13	142		25S			1	100	100		
			65	5375	73	46	105		141		70		5	1		70		3 80.5
			66					50	97						65			
			67				105		134									7
			68			77.8	112		141		2MR	5S						2 1
			69						148									187
			71	2938	63	35.1	100	70	154	5MS			5	1		100		4 43
			72	4002	104		120		121	20R						70		E
			75						E									VF
			77				85		143									
			78				100		127							60		
			80				85		135									
			81								20MS	30MS						
			85	611	16	71	104		146						95	5		
			86													0		
			91													0		
			92				95		155							100		
			93	2100	94				138									3
			95	109	2	59.7			126	10MR	0R		4					174
			96	50	1													
			97	4				90										
			98								20MR	1MR						I
75	SWM755089*-1P -1P-1P-0P JUP/6/2*P CHU/4/KT54A/N10B//KT54B/3/ NAR/5/HN4	HR	1				65		150						75			
			2	5760	89		100		151				5		97		*	
			5				55		318		10MS							

TABLE 2. TABULATION OF ALL AGRONOMIC CHARACTERISTICS MEASURED FOR ALL ENTRIES AT ALL LOCATIONS REPORTING RESULTS OF THE 10TH INTERNATIONAL WINTER X SPRING WHEAT SCREENING NURSERY

ENTRY	PEDIGREE	SEED TYPE	LOC	YIELD (KG/HA)	%OF CK	TEST WT 1000 KW	PL HT (CM)	LODG (%)	DAYS TO FLOWER	PUC S	PUC R	PUC G	SEPT T	E G T	STAND EST	WNT HDNS (%)	SEL	MISC
75 CONTINUED																		
			6						255									
			7	4133	75	71.4	100		295		10		4				*	
			101				65	15	142					2				
			103	2170	46		70		136		10S			1	72	94		281
			10				89		157				4			40		
			12	692			70		245		1S	10R		7				4 6 7
			14	3700	13	43.9	65		130		0R			5				6
			15													75		
			16													0		
			17													0		0
			18	3702	73	79.2	80		291				6					
			19									20S						
			20				85		138								*	
			22			26.6	84		118					MR				S
			23				77									4		
			25				80		126		80MS		3	5	78	17		
			26				95		117	5MR			5		81			
			27	3588	59	28.0	91		110									
			29														*	
			32							1R								S
			34													0		
			35	6050	96		100		136		0R	10MR		2				
			36	6827	105				152	1	1		4	3				
			37	6602	88	33	95	40	155		1R		4	4				73.4
			38						146				3				*	VG
			39				80		154	10MR				3	100	99		
			41				85		122			10MS						
			42				91		135		99	70		7				
			43				100	20	123					3				
			46	3935	66		80		144			20S				100		
			48													0		
			51												100			
			53	3920	109	68.5	65		64									
			54						E		60MS	10MR						V
			55						198		1MS							
			57						126									
			59				73		319	10R			7		60			
			62			74	70		134				1					35
			64	3840	66		85		142					1	100	100		
			65	6900	94	44	95		141		60		6	2		60		4 80.7
			66	5376	130	79.3	92	50	99						70		*	
			67				85		133									7
			68			71.2	101		140			10S						5 0
			69						151									187

TABLE 2. TABULATION OF ALL AGRONOMIC CHARACTERISTICS MEASURED FOR ALL ENTRIES AT ALL LOCATIONS REPORTING RESULTS OF THE 10TH INTERNATIONAL WINTER X SPRING WHEAT SCREENING NURSERY

ENTRY	PEDIGREE	SEED TYPE	LOC	YIELD (KG/HA)	%OF CK	TEST WT OR 1000 KW	PL HT (CM)	LODG (%)	DAYS TO FLOWER	PUC S	PUC R	PUC G	SEPT T	EGT	STAND EST	WNT HDNS (%)	SEL	MISC
75 CONTINUED			71	2688	57	25.8	80	5	154	1MS	20		5	9		100		7 42
			72	3669	96		90		122	20R								E
			77				75		143									
			78				70		127							30		
			80				75		145			20S						
			81									99S						
			85	261	7		91		146						90	1		
			86													0		
			91													0		
			92				70		160							10		
			93	1389	62				139									4
			95	84	1				120	10MR			8					173
			96	101	2	60.2												
			97	99	1	61.7		10										
			98									0S					*	S
176	SWM743726*-01S-1P-1P-0P	HR	1				85		147	99S					70			
125	BOLILLO S/HEIMA		2	6000	93		95		149				5		94			
			5				60		318									
			6						279									
			7	6633	121	70.5	101		298		30MS	80	3					
			9								1MS	80S						
			101				76	0	140					5				
			103	3141	66		80		134		25S			1	72	100		202
			10				93	15	157				1			70		
			14	5338	18	41.6	84		134		0R			5				1
			15													60		
			16				94									75		
			17													15		2099
			18	5403	106	79.7	105		303	40MR								
			19							5S	5S	30S						
			20				95		138								*	
			22			35.2	86		120	0MR				MR				S
			23				99		132	60MS						100		
			25	6764	199	31.5	105		126	50S	10MS		5	5	68	100		
			26				105	100	121		20MS		8		77			
			27	6985	114	41.0	102		114	5MS								
			29							20MS		30X						
			32							1R								W
			34													0		
			35	2710	43		115	30	137		5MR	0R		4				
			36	5633	87				151	2	1		3	5				
			37	7703	102	47	100	20	154		1R		6	5				8C.2
			38				100		150	50S			7					P

TABLE 2. TABULATION OF ALL AGRONOMIC CHARACTERISTICS MEASURED FOR ALL ENTRIES AT ALL LOCATIONS REPORTING RESULTS OF THE 10TH INTERNATIONAL WINTER X SPRING WHEAT SCREENING NURSERY

ENTRY	PEDIGREE	SEED TYPE	LOC	YIELD (KG/HA)	%OF CK	TEST WT OR 1000 KW	PL HT (CM)	LODG (%)	DAYS TO FLOWER	PUC S	PUC R	PUC G	SEPT T	E G T	STAND EST	WNT HDNS (%)	SEL	MISC
76 CONTINUED																		
			39				110		149	25MR				3	95	100		
			41				86		122									
			42				99		135		65	55		9				
			43				100	20	124					7				
			46	3969	66		80		142	20S		30S				85		
			48						172		25S					75		
			51	3030	75	44.2	97		136						100	70		32 545
			53	2000	56	72.5	80		88									
			54								20S	20S						SV
			55				100		190		30S	1S						
			57															W
			59				78		319	30R			7		50			
			62			72	100		132				1					46
			64	6650	113		90		142		10S			1	100	100		
			65	10338	141	46	100		141		30		6	3		80		8 80.5
			66					30	98						70			
			67	8332	120		86		133									5
			68			70.8	108		141		1S	1S						6 2
			69						147									187
			71	2813	60	30.3	85	15	153	10S			7	7		90		5 34
			72	5336	139		95		120	30MR						80		E
			77				65		144									
			78				90		127							80		
			80				75		140			20S						
			81									60S						
			85	3574	93	77	104		144						80	100		
			86				87		147		99S					60		6
			87						142		1		7	9				2
			91	4987	66		103		155		0S	70S				90		
			92	3733	111		94	50	150							100		
			93	1655	74				139									3
			95	104	2	58.7			122	20MR			6					173
			96	77	1													
			97	78	1			20					8					
			98															W
77	OWW77585 F -1P-0P		1				88		156	99S					80			
	HYS/CB75-270, F1/3/YMH/HYS//HYS/YY		2	4800	74		100		156				5		92			
			5				65		333			30S						
			6						293									
			7	1766	32		108		315		40S	39						
			9								60S	90S						
			101				74	20	145					6				
			103	3826	80		82		138		10S			5	78	100		207
			10				102		163				1			70		

TABLE 2. TABULATION OF ALL AGRONOMIC CHARACTERISTICS MEASURED FOR ALL ENTRIES AT ALL LOCATIONS REPORTING RESULTS OF THE 10TH INTERNATIONAL WINTER X SPRING WHEAT SCREENING NURSERY

ENTRY	PEDIGREE	SEED TYPE	LOC	YIELD (KG/HA)	%OF CK	TEST WT OR 1000 KW	PL HT (CM)	LODG (%)	DAYS TO FLOWER	PUC S	PUC R	PUC G	SEPT T	E G T	STAND EST	WNT HDNS (%)	SEL	MISC
77 CONTINUED																		
			14	5075	17	33.8	74		134		0R			5				0
			15													50		
			16				92									100	*	
			17													27	*	3630
			18	5036	99	78.3	115		321	20MR	10S							
			19							20S		90S						
			20				85		142								*	
			22			20.9	88		133	0MS				S				MR
			23				105		143	70MR	5S					100		
			25				100		132	30S	50MS		7	9	71	100		
			26				91	100	128	5S	60MS		8		89			
			27				100		118	5MS								
			29							30MR		25S						
			32							1R								W
			34													80		
			35	6700	106		110		147		20MS	30MS		6				
			36	7104	109				160	1	1		4	6				
			37	7519	100	43	115	20	163		1R		3	7				73.9
			38				100		154	30S			2				*	G
			39				110	10	155	40MS				3	95	100		
			41				85		133		5	30MS						
			42				101		140		99	99		7				
			43				105	20	134					7				
			46	3468	58		90		148			15S				80		
			48						178		10S					75		
			51	2090	52	37.4	96		187						100	70		28 485
			53	1040	29		85	10	105					5				
			54								50S	40S						SW
			55						195		50S	70S						
			57															MS W
			59				80		328	30R					70			
			62			73	90		189	5R		1	1					40
			64	6620	113		100		144					3	100	100		
			65	9350	127	44	100		144		20		5	6		80	*	4 79.7
			66					15	115						80			
			67				76		139									4
			68			68.8	110		156		20S	20S						4 0
			69						156									186
			71	2625	56	27.8	95	5	163	30MS	20		3	7		100		7 33
			72	4002	104		95		130	0R						80		SP
			77				80		149									
			78				75		131							90		
			80				90		150			40S						
			81									99S						

TABLE 2. TABULATION OF ALL AGRONOMIC CHARACTERISTICS MEASURED FOR ALL ENTRIES AT ALL LOCATIONS REPORTING RESULTS OF THE 10TH INTERNATIONAL WINTER X SPRING WHEAT SCREENING NURSERY

ENTRY	PEDIGREE	SEED TYPE	LOC	YIELD (KG/HA)	%OF CK	TEST WT OR 1000 KW	PL HT (CM)	LODG (%)	DAYS TO FLOWER	PUC S	PUC R	PUC G	SEPT T	E G T	STAND EST	WNT HDNS (%)	SEL	MISC
77 CONTINUED																		
			85	2925	76	79	101		146						75	100		
			86				95		149		60S					95		3
			87										8	9				3
			91	3209	43		105		157		0S	70S				100		
			92	3333	99		99	30	159							100		
			93	522	23				145									5
			95	112	2	57.4			139	90S	30S		7					189
			96	83	1													
			97	111	2	59.8												
			98															W
78	SWM777701* -5P-0P		1				75		151						90			
	8EZ//TOB/8156/3/ALD		2	4880	75		110		151				4		92			
			5				60		333									
			6						279									
			7	5566	101	67.3	112		299		50S		5					
			9								0R	5R						
			101				79	15	141					4				
			103	2570	54		80		136		10S			5	79	100		178
			10				96	20	158				1			70		
			14	5500	19	35.5	67		131		0R							0
			15													60		
			16				85									75		
			17													38	*	4006
			18	4569	90	80.8	100		305	20MR								
			19									10MR						
			20				85		142								*	
			22			28.6	106		127									S
			23				100		134	5MR	10MR					100		
			25				90		130				5	0	94	100		
			26				104	90	128				8		72			
			27				99		118									
			29									1R					*	
			32															W
			34													20		
			35	7210	114		110		138		20MS	0R		3				
			36	7493	115				157	1	1		3	4				
			37	4677	62	45	110	20	160		30MR		4	4				77.6
			38				95		152	20S			7					FP
			39				105		154	10MS				3	90	100		
			41				85		127									
			42				84		140		75	70		7				
			43				100	20	126					9				
			46	4235	71		85		148			10S				95		

TABLE 2. TABULATION OF ALL AGRONOMIC CHARACTERISTICS MEASURED FOR ALL ENTRIES AT ALL LOCATIONS REPORTING RESULTS OF THE 10TH INTERNATIONAL WINTER X SPRING WHEAT SCREENING NURSERY

ENTRY	PEDIGREE	SEED TYPE	LOC	YIELD (KG/HA)	%OF CK	TEST WT OR 1000 KW	PL HT (CM)	LODG (%)	DAYS TO FLOWER	PUC S	PUC R	PUC G	SEPT T	E G T	STAND EST	WNT HDNS (%)	SEL	MISC
78 CONTINUED			48						176		5MR					75		
			51	3090	76	39.0	98		135						100	70		41 535
			53	1520	42	69.0	80	10	98					2				
			54								1R	1R						NV
			55				95		195		5MR							
			59				83		325	1R					65			
			62			69	90		157				1				*	45
			64	6520	111		85		143					2	100	100		
			65	7350	100	48	100		144		10		5	3		90	*	3 80.3
			66					25	107						70			
			67				80		136									5
			68				90		144									8 1
			69						149									185
			71	3063	65	33.6	85	5	157	60MS			5	3		100		5 35
			72	4002	104		90		122	0R						80		SP
			77				80		147									
			78				75		128							90		
			80				80		145									
			81									30MS		7				
			85	3036	79	70	95		147						60	100		
			86				90		146		30S					90		5
			87										7	7				3
			91	4848	64		104		156		0R	1R				95		
			92	3200	95		98	30	155							100		
			93	2289	102				142									4
			95	104	2	59.1			131	10MR			8					186
			96	89	1													
			97	100	1	60.3		20					7					
			98								1MR	1MR						S
79	SWM766548*-08H-1P-0P KOL/PMF/3/7C//CNO/CAL/4/CLEO		1				75		150						70			
			2	5200	80		92		155				7		92			
			5				65		313		50S							
			6						265									
			7	5099	93	67.3	95		301			60	8					
			9								0R	40S						
			101	4500	90	34.4	72	0	143					3			*	
			103	3826	80		73		135					1	83	98	*	145
			10				94		152				1			60	*	
			14	4125	14	37.2	70		126		0R							3
			15													45		
			16				74									60		
			17													0		0
			18	5203	102	80.1	105		309								*	

TABLE 2. TABULATION OF ALL AGRONOMIC CHARACTERISTICS MEASURED FOR ALL ENTRIES AT ALL LOCATIONS REPORTING RESULTS OF THE 10TH INTERNATIONAL WINTER X SPRING WHEAT SCREENING NURSERY

ENTRY	PEDIGREE	SEED TYPE	LOC	YIELD (KG/HA)	%OF CK	TEST WT OR 1000 KW	PL HT (CM)	LODG (%)	DAYS TO FLOWER	PUC S	PUC R	PUC G	SEPT T	E G T	STAND EST	WNT HDNS (%)	SEL	MISC
79 CONTINUED																		
			19								40S	10M						
			20				85		142									
			22			30.4	91	20	118					MS				S
			23				81		135		5R					43		
			25	5924	174	40.3	85		122				7	5	76	100		
			26				104	50	114				8		80			
			27	5510	90	34.6	85		104									
			29														*	
			32							10M								S
			34													0		
			35	4970	79		100		140		1R	0R		3				
			36	5639	87				152	1	1		4	6				
			37	6236	83	46	100	40	156		1R		6	7				77.3
			38				85		150				3					P
			39				80		147	65MS				1	90	100		
			41				87		121									
			42				85		136			5		9				
			43				95	20	124					7				
			46	3068	51		75		144			20S				55		
			48						170		10S					25		
			51	340	8	40.7									100			51
			53	2520	70	52.0	75		86					1				
			54						M		60S	1R						V
			55						185		5MR							
			57														*	
			59				78		318	80X					65			
			62			70	70		135	10MR		1	7					55
			64	7420	127		85		141		25S			3	100	100		
			65	5900	80	46	85		141		90		8	6		50		8 77.5
			66					25	101						75			
			67				80		132									7
			68			64.0	87		134			20S						8 1
			69	4991	78	64.6			141								*	188
			71	2750	59	27.4	85	15	155				7	9		90		6 51
			72	4669	122		85		124	10R						70		E
			75						E									VF
			77				70		146									
			78				80		124							70		
			80				75		145									
			81									30MS						
			85	2875	75	74	85		144						80	90		
			86				90		145		80S					80		6
			87								1		6	8				2
			91	695	9	0	92		156		0S	80S				25		
			92				84		154							100		
			93	1322	59				143									4
			95	105	2	60.1			134	20MR			7					179
			96	84	1													

TABLE 2. TABULATION OF ALL AGRONOMIC CHARACTERISTICS MEASURED FOR ALL ENTRIES AT ALL LOCATIONS REPORTING RESULTS OF THE 10TH INTERNATIONAL WINTER X SPRING WHEAT SCREENING NURSERY

ENTRY	PEDIGREE	SEED TYPE	LOC	YIELD (KG/HA)	%OF CK	TEST WT OR 1000 KW	PL HT (CM)	LODG (%)	DAYS TO FLOWER	PUC S	PUC R	PUC G	SEPT T	E G T	STAND EST	WNT HDNS (%)	SEL	MISC
81	OWW77326 * -3P-0P	HR	1				80		160	0R					70			
	TJ8791-1088/SPN		2	3120	48		105		168				3		94			
			5				70		333			20S						
			6						309									
			7	1655	30		118		322		40MS	90						
			9								0R	40S						
			101				79	10	149					1				
			103	1770	37		80		141		10S			1	76	93		155
			10				105	15	156				5			70		
			14	2563	9	36.1	76		140		20S			2				2
			15													5		
			16				85									40		
			17													0		0
			18	6570	129	76.8	115		324		40S						*	
			19								20M	70S						
			20				95		151								*	
			22			23.1	98		133									NR
			23	1273	31	22.5	106		143		10S					92		
			25				95		134	5MR	30S		5	5	72	100		
			26				114		132				5		89			
			27				93		122									
			29									25S						
			32															W
			34													0		
			35	5600	89		100		155		40S	0R		2				
			36	6272	97				162	1	3		4	4				
			37	8253	110	46	115	20	162		99VS		3	2				73.1
			38				95		159				3					G
			39				110		156	25MR				1	95	100		
			41				85		135			40MS						
			42				99		145		60	90		7				
			43				105		137					3				
			46	7337	122		95		156			30S				90		
			48						160		5MR					50		
			51				80		150						100			44 270
			53	2000	56	64.0	85		108									
			54								1R	20S						SV
			55						202		1R	1S						
			57															VS
			59				90		328	5R					60			
			62			70	70		179			20S						49
			64	6160	105		95		150		40S			2	100	100		
			65	6875	94	50	100		147		90		4	1		80	*	4 76.9
			66					10	123						70			

TABLE 2. TABULATION OF ALL AGRONOMIC CHARACTERISTICS MEASURED FOR ALL ENTRIES AT ALL LOCATIONS REPORTING RESULTS OF THE 10TH INTERNATIONAL WINTER X SPRING WHEAT SCREENING NURSERY

ENTRY	PEDIGREE	SEED TYPE	LOC	YIELD (KG/HA)	%OF CK	TEST WT OR 1000 KW	PL HT (CM)	LODG (%)	DAYS TO FLOWER	PUC S	PUC R	PUC G	SEPT T	E G T	STAND EST	WNT HDNS (%)	SEL	MISC
81 CONTINUED																		
			67				85		142									7
			68				95		155		30X							7 3
			69						156									190
			71	3500	75	34.5	95	5	163	1R	70		3	5		90		5 37
			72	5003	130		90		135	0R						70	*	E
			77				90											
			78				85		140							70		
			80				90					20S						
			81									99S						L
			85	2958	77	63	100		153						75	100		
			86				97				40S					60		5
			87								35		6	7				1
			91	1167	15		96		163		0X	80S				90		
			92	2666	79		94		162							100		
			93	533	24				155									5
			95	113	2	56.7			145	20MR	30S		7					190
			96	91	1													
			97	72	1			60										
			98															W
82	OWW77331 * -2H-0P	SW	1				80		157	0R					75			
	TJB801-12795/YMH		2	4000	62		100		163				5		92			
			5				55		346			5S						
			6						295									
			7	1589	29	61.0	108		308		50S	90						
			9								15MR	70S						
			101				71	0	145					5				
			103	3369	71		80		138		25S			1	74	100		162
			10				93		158				2			70		
			14	4250	14	35.7	78		138		0R			2				1
			15													70		
			16				95									60		
			17													1		8
			18	5903	116	75.9	115		316	40MR	50S							
			19								5S	80S						
			20				95		147									
			22			29.5	92		129					R				S
			23	4879	121	33.1	108		140		5MS					100		
			25				98		132	10X	20S		5	5	77	100		
			26				115		128	5M			5		77			
			27	6087	99	33.6	94		120									
			29							40MS		25S						
			32															W
			34													0		

TABLE 2. TABULATION OF ALL AGRONOMIC CHARACTERISTICS MEASURED FOR ALL ENTRIES AT ALL LOCATIONS REPORTING RESULTS OF THE 10TH INTERNATIONAL WINTER X SPRING WHEAT SCREENING NURSERY

ENTRY	PEDIGREE	SEED TYPE	LOC	YIELD (KG/HA)	%OF CK	TEST WT OR 1000 KW	PL HT (CM)	LODG (%)	DAYS TO FLOWER	PUC S	PUC R	PUC G	SEPT T	E G T	STAND EST	WNT HDNS (%)	SEL	MISC
82 CONTINUED																		
			35	6020	95		110		151		40S	0R		3				
			36	6993	108				157	1	1		3	4				
			37	8345	111	40	90	40	160		60MS		2	3				74.1
			38				90		154				3					G
			39	5900	150	49	105		155	10MR				5	95	100	*	
			41				96		129		10	40MS						
			42				94		141		95	90		7				
			43				100	20	132					3		20		
			46	4536	76		95		151			20S				100		
			48						180		10S					75		
			51	1190	29	34.2	87		138						100	70		33 325
			53	1600	44	66.5	80	10	103									
			54									20S						SV
			55						200		30S	40S						
			57															W
			59				75		328	80S					65			
			62			67	95		179			40S					*	50
			64	5680	97		95		151		10S			1	100	100		
			65	7125	97	46	95		144		90		5	2		70	*	5
			66					25	112						70			
			67				86		137									5
			68			66.4	102		155		10S	5S						7 1
			69						156									189
			71	3125	67	35.1	95	0	157	1MR	70		4	3		90		6 34
			72	5003	130		90		125	20R						80	*	SP
			77				70		149									
			78				75		136							80		
			80				75		148			20S						
			81									99S						L
			85	2237	58	69	98		150						50	100		
			86				95		148		60S					70		5
			87								1		6	7				2
			91	2764	37		98		161		0S	70S				90		
			92	3966	118		94		159							100		
			93	1155	51				146									4
			95	105	2	56.6			138	20MR	30S		5					186
			96	91	1													
			97	95	1	58.2		50										
			98								10S	0S						I
83 OWW77588 A -2H-0P HYS/CDT,F1//HYS		SW	1				80		156	25S					70			
			2	4400	68		86		164				5		90			
			5				55		346		60S	20S						
			6						309									

TABLE 2. TABULATION OF ALL AGRONOMIC CHARACTERISTICS MEASURED FOR ALL ENTRIES AT ALL LOCATIONS REPORTING RESULTS OF THE 10TH INTERNATIONAL WINTER X SPRING WHEAT SCREENING NURSERY

ENTRY	PEDIGREE	SEED TYPE	LOC	YIELD (KG/HA)	%OF CK	TEST WT OR 1000 KW	PL HT (CM)	LODG (%)	DAYS TO FLOWER	PUC S	PUC R	PUC G	SEPT T	E G T	STAND EST	WNT HDNS (%)	SEL	MISC
83 CONTINUED																		
			7	667	12		93		311		50S	99						
			9								0R	70S						
			101				62	0	148					4				
			103	3426	72		72		138		99S			7	78	100		170
			10				91		157				4			70	*	
			14	4850	17	39.0	58		138		0R			2				0
			15													85		
			16				72									75		
			17													1		240
			18	5636	110	78.6	90		319		40S						*	
			19								80S	90S						
			20				75		149								*	
			22			20.1	74		131	0 R	0 R			MR				MR
			23	3273	81	26.0	85		139		10S					100		
			25				70		133	5MR	60S		8	9	73	100		
			26				88		128	5M			8		78			
			27				79		120									
			29							15MR		30S						
			32							1R								W
			34													0		
			35	5910	94		95		150		40S	0R		6				
			36	6105	94				158	1	1		5	6				
			37	7153	95	42	90		160		90VS		6	3				75.4
			38				85		154	1R	10S		4					FG
			39				80		152	40MS				5	90	100		
			41				74		130			40MS		3				
			42				78		141		99	90		8				
			43				95		130					9				
			46	4336	72		85		152			45S				90		
			48						177		10S					75		
			51	2740	68	40.8	84		138						100	70		32 360
			53	2400	67	69.0	70		105		0R							
			54								1R	20S						V
			55				80		195		40S	60S						
			57															S W
			59				77		326	15R			7		70			
			62			67	80		196	1		60S	9					38
			64	5570	95		75		144		25S			1	100	100		
			65	7950	108	50	80		143		90		8	4		90	*	6 79.9
			66					10	113						70			
			67				72		137									6
			68			72.0	80		154		50X	30S						1 0
			69						152									188
			71	3938	84	32.3	80	0	158	5R	70		3	7		100		6 23

TABLE 2. TABULATION OF ALL AGRONOMIC CHARACTERISTICS MEASURED FOR ALL ENTRIES AT ALL LOCATIONS REPORTING RESULTS OF THE 10TH INTERNATIONAL WINTER X SPRING WHEAT SCREENING NURSERY

ENTRY	PEDIGREE	SEED TYPE	LOC	YIELD (KG/HA)	%OF CK	TEST WT OR 1000 KW	PL HT (CM)	LODG (%)	DAYS TO FLOWER	PUC S	PUC R	PUC G	SEPT T	E G T	STAND EST	WNT HDNS (%)	SEL	MISC
83 CONTINUED																		
			72	5003	130		75		125	20R						80		E
			77				75		151									
			78				70		133							90		
			80				70		150			40S						
			81									99S						L
			85	3569	93	71	79		149						90	100		
			86				75		150		70S	99S				90		5
			87								1		7	8				3
			91	1889	25		87		160		0S	90S				90		
			92	2578	77		84	50	158							100		
			93	689	31				154									5
			95	99	2				140	10MR	20S		7					187
			96	98	2													
			97	119	2	61.2												
			98															W
84	OWW77589 C -1H-0P	SW	1				78		157	65S					75			
	HYS/RPB14-68,F1//SPN		2	4640	72		90		165				5		92			
			5				65		341		80S	50S						
			6						309									
			7	722	13		98		312		70S	99						
			9								0R	90S						
			101				63	0	151					4				
			103	3312	69		72		138		65S			7	70	100		193
			10				88		156				5			70	*	
			14	5713	19	38.8	67		140		0R			1				0
			15													85		
			16				85									60	*	
			17													4		1066
			18	5569	109	78.1	100		319		40S						*	
			19								50S	90S						
			20				80		145								*	
			22			24.1	83		131	0MR	0 R			MR				MS
			23				87		139	1R	10S					100		
			25				70		133	10X	30S		8	9	79	100		
			26				88		128	5MS	10MS		9		90			
			27				86		121	5MR								
			29							30MR		30S						
			32															W
			34													0		
			35	8710	138	42.2	105		150		50S	30MS		6			*	
			36	6605	102				160	1	2		5	6				
			37	7978	106	46	105	5	160		90VS		4	3				71.8
			38				90		154	5R	10S		7					G

TABLE 2. TABULATION OF ALL AGRONOMIC CHARACTERISTICS MEASURED FOR ALL ENTRIES AT ALL LOCATIONS REPORTING RESULTS OF THE 10TH INTERNATIONAL WINTER X SPRING WHEAT SCREENING NURSERY

ENTRY	PEDIGREE	SEED TYPE	LOC	YIELD (KG/HA)	%OF CK	TEST WT OR 1000 KW	PL HT (CM)	LODG (%)	DAYS TO FLOWER	PUC S	PUC R	PUC G	SEPT T	E G T	STAND EST	WNT HDNS (%)	SEL	MISC
84 CONTINUED																		
			39				85		153	25MS				3	90	100		
			41				80		130			30MS						
			42				86		141		95	99		7				
			43				85		135		10MS			7		50		
			46	3669	61		85		151			20S				100		
			48						177		10S					99		
			51	4220	104	42.1	85		137						100	80		31 470
			53	2440	68	65.0	75		105									
			54								20MS	20S						NV
			55				90		195		20S	40S						
			57															S W
			59				82		326	10R					60			
			62			67	75		195			40S						45
			64	5760	98		85		146		40S			1	100	100		
			65	8088	110	48	80		144		80		8	3		90		6 79.1
			66					10	113						65			
			67				74		138									5
			68			74.4	90		151		30S	60S						0 1
			69						153									188
			71	4000	85	34.2	80	10	159	10R	50		5	7		90		5 27
			72	5336	139		80		126	10R						80		E
			77				85		152									
			78				80		136							90		
			80				75		150			40S						
			81									99S						L
			85	3336	87	73	89		148						90	100		
			86				83		149		40S					80		4
			87								1		7	8				3
			91	2667	35		88		159		0S	90S				100		
			92	3466	103		85	50	158							100		
			93	789	35				154									5
			95	93	2				142	20MR	10MR		7					188
			96	108	2	59.5												
			97	107	1	59.1							9					
			98															W
85	OWW77589 F -2H-0P HYS/RPB14-68,F1//SPN	SW	1				80		159						75			
			2	5200	80		115		166				4		94			
			5				100		343		70S	90S						
			6						307									
			7	2911	53	61.0	118		315		50S	80						
			9								0R	90S						
			101				76	0	150					0				
			103	3597	75		93		138		25S			1	76	100		187
			10				112	15	160				1			70		

TABLE 2. TABULATION OF ALL AGRONOMIC CHARACTERISTICS MEASURED FOR ALL ENTRIES AT ALL LOCATIONS REPORTING RESULTS OF THE 10TH INTERNATIONAL WINTER X SPRING WHEAT SCREENING NURSERY

ENTRY	PEDIGREE	SEED TYPE	LOC	YIELD (KG/HA)	%OF CK	TEST WT OR 1000 KW	PL HT (CM)	LODG (%)	DAYS TO FLOWER	PUC S	PUC R	PUC G	SEPT T	E G T	STAND EST	WNT HDNS (%)	SEL	MISC
85 CONTINUED			14	6375	22	38.7	81		140		0R							0
			15													85		
			16				75									4		841
			17														*	
			18	6103	120	76.3	120		321		40S							
			19								50S	90S						
			20				90		147									
			22			25.0	90		132	0 R				MR				MR
			23	3998	99	36.1	117		141		5S					100		
			25				100		133	20MR	50MS		5	6	68	100		
			26				115		128	40MS			6		90			
			27	5272	86	35.6	94		123									
			29									30S						
			32															W
			34													15		
			35	6300	100		115		151		10MR	70S		4				
			36	7215	111				160	1	1		5	5				
			37	8712	116	44	120	5	160	10MR	50MS		3	4				77.0
			38				110		154	20S			6					FG
			39				100		152	25MR				3	90	100		
			41				85		132			20MS						
			42				105		142		99	99		7				
			43				105	20	134		10MR			5				
			46	4569	76		100		152			10MS				100		
			48						177		10S					75		
			51	1900	47	43.7	105		139						100	60		37 420
			53	1160	32		75	10	107		0R			1				
			54								1R	20S						SV
			55				105		197		20MS	30S						
			57															W
			59				85		326	5R					70			
			62			58	80		179			50S					*	32
			64	6840	117		95		150					1	75	100		
			65	7675	104	46	105		145		30		7	2		100		3 78.9
			66					15	120						65			
			67				90		139									4
			68			75.8	120		155		10S	10S						0 2
			69						156									188
			71	4688	100	31.6	105	5	162	5MR	30		3	7		95		5 26
			72	5003	130		100		126	20R						80		E
			77				85		152									
			78				80		138							90		
			80				85					40S						
			81									99S						

TABLE 2. TABULATION OF ALL AGRONOMIC CHARACTERISTICS MEASURED FOR ALL ENTRIES AT ALL LOCATIONS REPORTING RESULTS OF THE 10TH INTERNATIONAL WINTER X SPRING WHEAT SCREENING NURSERY

ENTRY	PEDIGREE	SEED TYPE	LOC	YIELD (KG/HA)	%OF CK	TEST WT OR 1000 KW	PL HT (CM)	LODG (%)	DAYS TO FLOWER	PUC S	PUC R	PUC G	SEPT T	E G T	STAND EST	WNT HDNS (%)	SEL	MISC
85 CONTINUED																		
			85	3147	82	74	100		148						90	100		
			86				91		150		40S					90		4
			87										8	9				3
			91	2625	35		108		160		0S	90S				100		
			92	3422	102		102		161							100		
			93	889	40				155									4
			95	84	1				144	10MR	30S		7					190
			96	88	1													
			97	98	1	60.1												
			98															W
86	OWW76123 *-04P-2M-0P YMH/63-112-66-2/3/VG 8881/HN IV// PCH	SW	1				75		159						80			
			2	4000	62		103		166				5		95			
			5				75		343		70S	50S						
			6						309									
			7	3466	63	61.5	106		316		30MS	70						
			9								5MS	80S						
			100														*	
			101				67	20	147		1R			3				
			103	3026	63		80		139		40S			3	82	100		250
			10				92		163				1			70		
			14	6425	22	27.0	74		137		0R							0
			15													85		
			16				85											
			17													1		585
			18	5003	98	80.6	100		322		60S						*	
			19								60S	90S						
			20				80		150								*	
			22			18.9	93		130					R				MR
			23				96		141		10MS					100		
			25				90		133	5R	60S		5	7	73	100		
			26				105	50	130	50S			8		85			
			27	4236	69	25.8	96		124									
			29							50MS		30S						
			32															W
			34													0		
			35	6540	104		105		152		40S	60S		4				
			36	6804	105				160	1	2		4	5				
			37	9537	127	38	105	5	160		60MS		6	3				78.5
			38				90		156	1R			6					P
			39				95		153	25MR				3	95	100		
			41				78		132			20MS						
			42				95		141		99	99		8				
			43				90		136		40MS			7		20		

TABLE 2. TABULATION OF ALL AGRONOMIC CHARACTERISTICS MEASURED FOR ALL ENTRIES AT ALL LOCATIONS REPORTING RESULTS OF THE 10TH INTERNATIONAL WINTER X SPRING WHEAT SCREENING NURSERY

ENTRY	PEDIGREE	SEED TYPE	LOC	YIELD (KG/HA)	%OF CK	TEST WT OR 1000 KW	PL HT (CM)	LODG (%)	DAYS TO FLOWER	PUC S	PUC R	PUC G	SEPT T	E G T	STAND EST	WNT HDNS (%)	SEL	MISC
86 CONTINUED																		
			46	3202	53		85		153			10S				100		
			48						177		25S					99		
			51	3960	98	34.3	82		134						100	90		52 465
			53	2560	71	71.5	80		108									
			54								10MR	1R						SV
			55				95		199		50S	5S						
			57															W
			59				95		326	15R					75			
			62			75	95		199			10S	9					39
			64	5490	94		100	13	146		99S			1	100	100		
			65	8013	109	44	95		144		80		7	1		100		4 81.3
			66					5	119						70			
			67				82		139									3
			68			75.0	94		154		20S	20S						0 3
			69						156									188
			71	3375	72	27.6	90	0	163	1MR	50		3	5		100		6 26
			72	5003	130		95		126	20R						80		E
			77				85		152									
			78				75		138							90		
			80				85		150			20S						
			81									99S						L
			85	3530	92	74	95		149						90	100		
			86				95		150		40MS					100		4
			87								1		6	7				4
			91	2570	34		92		160		0S	80S				100		
			92				91		160							100		
			93	500	22				153									4
			95	88	1				143	10MR	30S		6					189
			96	94	2													
			97	98	1	60.7							7					
			98															W
87	OWW76049 *-01H-4H-0P HYS//R37/GHL 1	SW	1				85		157						80			
			2	4400	68		108		163				3		96			
			5				85		342		10MR							
			6						314									
			7	6111	111	64.6	113		309		60S	70						
			9								0R	10R						
			101				74	20	143					6				
			103	3426	72		92		138		1R			5	70	100		222
			10				93		163	1R			1			60		
			14	5125	17	35.0	91		138		0R			1				0
			15													85		
			16				95											

TABLE 2. TABULATION OF ALL AGRONOMIC CHARACTERISTICS MEASURED FOR ALL ENTRIES AT ALL LOCATIONS REPORTING RESULTS OF THE 10TH INTERNATIONAL WINTER X SPRING WHEAT SCREENING NURSERY

ENTRY	PEDIGREE	SEED TYPE	LOC	YIELD (KG/HA)	%OF CK	TEST WT OR 1000 KW	PL HT (CM)	LODG (%)	DAYS TO FLOWER	PUC S	PUC R	PUC G	SEPT T	E G T	STAND EST	WNT HDNS (%)	SEL	MISC
87 CONTINUED																		
			17													8	*	3165
			18	3135	61	75.9	120		316								*	
			19								20R	50S						
			20				90		151								*	
			22			23.8	88		127					R				MS
			23	4010	99	30.4	105		139							100		
			25	2739	81	21.7	97		132				6	7	85	100		
			26				96	90	128	5MR			8		85			
			27	5647	92	30.4	94		122									
			29									5MR					*	
			32															W
			34													7		
			35	5580	88		110		152		1R	0R		6				
			36	7659	118				160	1	1		4	6				
			37	7336	98	42	105	40	160		1R		3	7				70.4
			38				90		157	10MR			4				*	G
			39				80		154	40MS				5	90	100		
			41				88		129									
			42	4772	94		103		142		40	35		8				
			43				105	20	132					9				
			46	3935	66		95		151					3		100		
			48						180		5MR					75		
			51	1770	44	35.0	102		139						100	60		35 420
			53	2480	69	67.5	85		104									
			54								1R	1R						NV
			55						199		20MS	10S						
			59				90		328						60			
			62			66	85		181			1						45
			64	4830	82		100	26	147					4	100	100		
			65	9562	130	42	105	10	146		20		3	9		100	*	2 79.1
			66					15	123						50			
			67				95		138									5
			68			73.4	105		153									1 2
			69						156									188
			71	4500	96	33.6	95	15	158	5MS	20		3	5		100		4 18
			72	4669	122		105		125	0R						90		E
			77				85		149									
			78				100		135							80		
			80				95		147			10S						
			81								60S							L
			85	2553	67	72	95		148						60	100		
			86				92		149		10MS					100		4
			87								1		9	9				4
			91	3417	45		105		160		0R	20MS				100		
			92	2389	71		92		160							100		
			93	1755	78				149									3
			95	108	2	57.7			140	10MR	0R		6					186
			96	97	2													

TABLE 2. TABULATION OF ALL AGRONOMIC CHARACTERISTICS MEASURED FOR ALL ENTRIES AT ALL LOCATIONS REPORTING RESULTS OF THE 10TH INTERNATIONAL WINTER X SPRING WHEAT SCREENING NURSERY

ENTRY	PEDIGREE	SEED TYPE	LOC	YIELD (KG/HA)	%OF CK	TEST WT OR 1000 KW	PL HT (CM)	LODG (%)	DAYS TO FLOWER	PUC S	PUC R	PUC G	SEPT T	E G T	STAND EST	WNT HDNS (%)	SEL	MISC
88	OWW76062 *-06P-1P-0P	SW	1				80		157						80			
	NO/P101/3/VIL 53/N108//HS		2	3280	51		112		165				4		97			
			5				85		341		50MS	30S						
			6						309									
			7	1500	27		110		311		30S	99						
			9								0R	80S						
			100														*	
			101				71	20	144					7				
			103	2798	59		90		138		25S			7	70	96		175
			10				98		151				1			60		
			14	4425	15	38.6	75		138		0R			8				0
			15													45		
			16				98											
			17													0		0
			18	6370	125	77.0	125		321		10MS						*	
			19							5MS	60M	90S						
			20				90		148								*	
			22			27.4	92		129		0 R			R				MR
			23				106		139		20S					100		
			25				95		131		20S		5	9	80	100		
			26				95	90	128	10MS			8		83			
			27	5105	83	38.8	97		120									
			29									35S						
			32															W
			34													0		
			35	5520	87		105		151		1R	80VS		8				
			36	7875	121				159	1	1		4	6				
			37	7886	105	51	110	20	160		30MR		4	5				73.9
			38				90		156	5R	40S		5					FG
			39				80		152	40MS				3	95	100		
			41				83		129			10MS						
			42				96		142		99	99		9				
			43				105	10	130		40MS			9		10		
			46	4536	76		85		151			20S		7		90		
			48						175		10S					75		
			51	1200	30	43.6	97		139						100	30		34 315
			53	1480	41	60.0	85	10	104									
			54								20MS	20S						NV
			55						190		10MR	70S						
			57															S W
			59				87		326						70			
			62			72	80		187			5S						54
			64	8260	141		95		147		10S			6	100	100		
			65	9438	128	54	105		140		40		6	8		100		4 79.9

TABLE 2. TABULATION OF ALL AGRONOMIC CHARACTERISTICS MEASURED FOR ALL ENTRIES AT ALL LOCATIONS REPORTING RESULTS OF THE 10TH INTERNATIONAL WINTER X SPRING WHEAT SCREENING NURSERY

ENTRY	PEDIGREE	SEED TYPE	LOC	YIELD (KG/HA)	%OF CK	TEST WT OR 1000 KW	PL HT (CM)	LODG (%)	DAYS TO FLOWER	PUC S	PUC R	PUC G	SEPT T	E G T	STAND EST	WNT HDNS (%)	SEL	MISC
88 CONTINUED																		
			66					15	119						60			
			67				86		137									6
			68			72.0	110		150		5MS	60S						0 C
			69						153									188
			71	4313	92	36.5	100	0	158		20		4	7		90		5 28
			72	4336	113		90		126	0R						80		E
			77				90		149									
			78				80		136							70		
			80				80		147			40S						
			81									99S						
			85	3202	84	74	105		149						80	100		
			86				90		149		30S					70		4
			87										7	8				2
			91	3347	44		103		159		0S	80S				95		
			92	2233	67		101		159							100		
			93	778	35				152									5
			95	103	2	58.3			141	1R	0R		7					186
			96	85	1													
			97	100	1	59.4							7					
			98															W
89	SWM743252*-02P-1H-1H-0P	SW	1				85		146						85			
	TRIT AST/SPARROW S		2	5760	89		120		150				6		96		*	
			5				90		330		10MS							
			6						286									
			7	5166	94	69.1	103		298		40S	30						
			9								0R	1R						
			101				73	15	140					7				
			103	1770	37		90		136					5	65	100		225
			10				103		151				1			70		
			12								5R	10X		0				4 9
			14	1063	4	35.0	58		134		0R			5				0
			15													80		
			16				106									100		
			17													1		345
			18	5103	100	80.3	105		301								*	
			19								5MR	40S						
			20				90		140									
			22			35.2	92	20	120					MR				MS
			23	3035	75	33.5	108		131		1R					100		
			25	5618	165	35.3	102		126				5	6	75	100		
			26				109	90	126				8		83			
			27	5248	86	37.0	96		114									
			29									1R					*	

TABLE 2. TABULATION OF ALL AGRONOMIC CHARACTERISTICS MEASURED FOR ALL ENTRIES AT ALL LOCATIONS REPORTING RESULTS OF THE 10TH INTERNATIONAL WINTER X SPRING WHEAT SCREENING NURSERY

ENTRY	PEDIGREE	SEED TYPE	LOC	YIELD (KG/HA)	%OF CK	TEST WT OR 1000 KW	PL HT (CM)	LODG (%)	DAYS TO FLOWER	PUC S	PUC R	PUC G	SEPT T	E G T	STAND EST	WNT HDNS (%)	SEL	MISC
89 CONTINUED																		
			32															W
			34													0		
			35	5650	90		115		140		0R	20MS		3				
			36	7409	114				156	1	1		4	3				
			37	5410	72	45	100	5	157		1R		7	4				78.9
			38				105		153				3					G
			39				80		152	25MR				5	95	100		
			41				100		121									
			42				104		136			45		7				
			43				110	20	126		40MR			7				
			46	3468	58		90		141							80		
			48						175		5MR					75		
			51	2670	66	43.8	110		137						100	70		25 295
			53	480	13		80	20	99									
			54								1R	10MS						NW
			55						195		1MR	20S						
			57															S
			59				80		322	5R					45			
			62			75	90		187									45
			64	4340	74		100		142		10S			3	100	100		
			65	7813	106	46	110	10	140		30		8	1		90		5 81.5
			66					25	109						60			
			67				95		135									5
			68			77.8	117		141								*	2 3
			69						147									187
			71	3938	84	35.5	90	15	154	1MS			7	5		90		4 43
			72				100		119	0R						80		E
			75						E								*	VF
			77				85		140								*	
			78	2875	86		95		125							90	*	
			80				85		140			10S						
			81									80S						
			85	2986	78	80	105		144						80	100		
			86				97		144		1MR					80		3
			87						143		1		8	4				3
			91	5750	76		105		154		0S	70S				95		
			92	2233	67		99		151							100		
			93	2133	95				132								*	2
			95	95	2				122	20MR			8					174
			96	79	1													
			97	87	1	63.5												
			98															W
90	OWW76068 *-03P-3P-DP	SW	1				75		160	65S					90			
	RSB/YMH//HYS/WA4995/3/1879/MY54//		2	5600	86		85		166				7		97			
	DJ*2		5				75		333		90S	20S						

TABLE 2. TABULATION OF ALL AGRONOMIC CHARACTERISTICS MEASURED FOR ALL ENTRIES AT ALL LOCATIONS REPORTING RESULTS OF THE 10TH INTERNATIONAL WINTER X SPRING WHEAT SCREENING NURSERY

ENTRY	PEDIGREE	SEED TYPE	LOC	YIELD (KG/HA)	%OF CK	TEST WT OR 1000 KW	PL HT (CM)	LODG (%)	DAYS TO FLOWER	PUC S	PUC R	PUC G	SEPT T	E G T	STAND EST	WNT HDNS (%)	SEL	MISC
90 CONTINUED																		
			6						315									
			7	1478	27		98		314		70S	99						
			9								40MS	80S						
			100														*	
			101				68	15	150					8				
			103	2341	49		75		140		99S			7	88	100		233
			10				93		154				1			70	*	
			14	4350	15	31.6	65		136		0R			2				0
			15													80		
			16				83									100		
			17													2		609
			18	5469	107	77.2	105		322		50S						*	
			19								50S	90S						
			20				80		144								*	
			22			18.4	82		130	0 R	0 R			MR				MR
			23	2202	54	21.2	86		143		10S					100		
			25				65		132		60S		7	9	76	100		
			26			31.5	104		133	5M			8		88			
			27				80		123									
			29									30S						
			32							1R								W
			34													15		
			35	6110	97		95		152		20MS	50S		4				
			36	7326	113				160	1	1		5	6				
			37	7703	102	39	100		160		50MS		4	6				71.7
			38				95		154	10MS			6					G
			39				80		156	25MR				3	95	100		
			41				66		132			20MS						
			42				89		143		99	99		8				
			43				85		134		30MS			9				
			46	3268	54		75		151	35S		75S		3		100		
			48						178		25S					75		
			51	1420	35	36.4	83		140						100	70		43 425
			53	3000	83	70.0	75		105					1				
			54								5MR	99S						SV
			55				80		195		20S	30S						
			59				82		328						65			
			62			70	80		181			5S	7				*	39
			64	4960	85		85		150		65S			3	75	100		
			65	9375	128	44	90		144		90		6	8		100	*	7 79.9
			66					15	120						65			
			67				63		142									4
			68			68.0	94		154		10S	99S						1 0
			69						156									187

TABLE 2. TABULATION OF ALL AGRONOMIC CHARACTERISTICS MEASURED FOR ALL ENTRIES AT ALL LOCATIONS REPORTING RESULTS OF THE 10TH INTERNATIONAL WINTER X SPRING WHEAT SCREENING NURSERY

ENTRY	PEDIGREE	SEED TYPE	LOC	YIELD (KG/HA)	%OF CK	TEST WT OR 1000 KW	PL HT (CM)	LODG (%)	DAYS TO FLOWER	PUC S	PUC R	PUC G	SEPT T	E G T	STAND EST	WNT HDNS (%)	SEL	MISC
90 CONTINUED																		
			71	3875	83	29.6	90	0	163		30		3	7		90		5 22
			72	3002	78		80		126	60MS						80		E
			77				80		149									
			78				80		135							80		
			80				70					40S						
			81									99S						L
			85	3003	78	70	85		149						90	100		
			86				80		150		80S					95		3
			87								5		7	8				4
			91	2334	31		80		160		0S	70S				100		
			92	1922	57		84		159							100		
			93	533	24				146									5
			95	109	2	58.6			143	20MR	20S		7					168
			96	79	1													
			97	106	1	60.3												
			98															W
91	OWW76073 *-02H-3H-0P	SW	1				75		160	10MS					85			
	RDL/SW7107//ND/VG9144		2	6800	105		96		166				2		96			
			5				50		343		70S							
			6						309									
			7	1222	22		100		316		70S	99						
			9							20MR	20MS	60S						
			101				62	0	151					5				
			103	2455	51		70		141		40S			7	79	98		220
			10				95		161				5			80	*	
			14	3000	10	35.7	63		138		0R							1
			15													75		
			16				89									100		
			17													0		0
			18	4869	95	80.8	105		323		70S						*	
			19								40M	90S						
			20				85		152								*	
			22			21.3	88		132		0MR			MS				MR
			23				97		143		25S					100		
			25				65		139		70S		9	9	67	100		
			26				125		135	10MS			8		82			
			27				85		127									
			29									30S						
			32							1R								W
			34													3		
			35	3720	59		100		153		40S	40S		5				
			36	5883	91				162	1	1		5	5				
			37	4677	62	38	95	20	162		99VS		7	7				67.4

TABLE 2. TABULATION OF ALL AGRONOMIC CHARACTERISTICS MEASURED FOR ALL ENTRIES AT ALL LOCATIONS REPORTING RESULTS OF THE 10TH INTERNATIONAL WINTER X SPRING WHEAT SCREENING NURSERY

ENTRY	PEDIGREE	SEED TYPE	LOC	YIELD (KG/HA)	%OF CK	TEST WT OR 1000 KW	PL HT (CM)	LODG (%)	DAYS TO FLOWER	PUC S	PUC R	PUC G	SEPT T	E G T	STAND EST	WNT HDNS (%)	SEL	MISC
91 CONTINUED																		
			38				90		156	10S			7					FG
			39				95		158	40MR				3	100	100		
			41				75		132			5MS						
			42				89		144		99	99		8				
			43				90		136		40MS			9				
			46	2635	44		80		152			25S				60		
			48						178		10S					75		
			51	2450	61	36.6	87		145						100	70		30 460
			53	1120	31		65		116					1				
			54								30MS	1R						NV
			55				95		199		20S	30S						
			57															S
			59				83		328	5R					70			
			62			64	70		201	10MR		10S						33
			64	4840	83		85	39	151		65S			3	50	100		
			65	8975	122	44	100	10	143		90		7	9		100		2 80.3
			66					5	127						65			
			67				72		138									5
			68			69.2	90		163		20S	80S						0 1
			69						156									188
			71	2875	61	27.0	85	5	163	1MR			9	9		100		7 22
			72	3335	87		85		134	0R						80		P
			77				75		149									
			78				70		136							80		
			80				75		150			40S						
			81									99S						
			85	2975	78	71	89		149						90	100		
			86				85				99S					85		4
			87								10		7	8				4
			91	2111	28		81		160		0S	80S				100		
			92	2400	72		86		158							100		
			93	344	15				145									5
			95	101	2	59.7			143	10MR	30S		6					187
			96	81	1													
			97	89	1	60.4		10			60S							
			98															W
92	OWW76098 *-04P-1H-0P TJB 841/1543//YMH/63-122-66-2	SW	1				75		159	65S					75			
			2	4400	68		90		168				2		94			
			5				75		332		60S							
			6						309									
			7	1844	34		103		317		50MS	90						
			9							40MS	40MS	70S						
			100														*	
			101				60	0	150					3				
			103	3769	79		75		140		25S			5	89	100		215
			10				95		163				1			70	*	

TABLE 2. TABULATION OF ALL AGRONOMIC CHARACTERISTICS MEASURED FOR ALL ENTRIES AT ALL LOCATIONS REPORTING RESULTS OF THE 10TH INTERNATIONAL WINTER X SPRING WHEAT SCREENING NURSERY

ENTRY	PEDIGREE	SEED TYPE	LOC	YIELD (KG/HA)	%OF CK	TEST WT OR 1000 KW	PL HT (CM)	LODG (%)	DAYS TO FLOWER	PUC S	PUC R	PUC G	SEPT T	E G T	STAND EST	WNT HDNS (%)	SEL	MISC
92 CONTINUED			14	4438	15	33.5	65		137		0R							0
			15													90		
			16				90									100	*	
			17													0		0
			18	4469	88	80.3	100		323		50S						*	
			19								60M	90S						
			20				85		155								*	
			22			20.2	82		133	0 R				MR				MS
			23				89		142		5MS					100		
			25				75		135	30S	99S		7	7	75	100		
			26				91		130	10MS			9		86			
			27	5236	85	31.4	90		120									
			29									25S						
			32							1R								W
			34													0		
			35	5420	86		100		153		10MR	40S		3				
			36	9435	145				160	1	1		3	5				
			37	7611	101	37	95	20	163		30MR		4	4				74.4
			38				105		154	1R			7					G
			39				95		158	40MR				3	95	100		
			41				70		132			10MS						
			42				89		144		99	99		7				
			43				95		135		99S			9				
			46	4269	71		80		153			30S				85		
			48						179		25S					50		
			51	2505	62	36.0	90		145						100	70		54 485
			53	1920	53	62.5	70		110									
			54								20S	40S						SV
			55				85		199		30S	30S						
			57															MS
			59				85		328	30MR					60			
			62			62	80		187	1		5S	3					39
			64	7490	128		90		150		10MR			2	100	100		
			65	8625	117	44	95		147		60		4	3		90		3 80.7
			66					5	120						65			
			67				70		140									5
			68			74.0	98		152		50S	40S						1 0
			69	5088	79	57.7			156								*	188
			71	4938	105	32.8	90	0	163	5R	10		2	7		100		4 29
			72	3335	87		80		134	0R						80		SP
			77				70											
			78				75		135							80		
			80				80		150			40S						
			81									99S						

TABLE 2. TABULATION OF ALL AGRONOMIC CHARACTERISTICS MEASURED FOR ALL ENTRIES AT ALL LOCATIONS REPORTING RESULTS OF THE 10TH INTERNATIONAL WINTER X SPRING WHEAT SCREENING NURSERY

ENTRY	PEDIGREE	SEED TYPE	LOC	YIELD (KG/HA)	%OF CK	TEST WT OR 1000 KW	PL HT (CM)	LODG (%)	DAYS TO FLOWER	PUC S	PUC R	PUC G	SEPT T	E G T	STAND EST	WNT HDNS (%)	SEL	MISC
92 CONTINUED																		
			85	2625	69	74	92		151						75	100		
			86				85		150		60S					100		2
			87								1		6	9				2
			91	2486	33		85		161		0S	60S				100		
			92	3722	111		88		162							100		
			93	655	29				148									5
			95	111	2	59.0			144	10MR	20S		6					18R
			96	87	1													
			97	113	2	60.3												
			98								20MS	0MS						I
93	OWW76122 *-06P-1H-0P YMH/63-112-66-2//CERCO	SW	1				68		159	25S					70			
			2	4160	64		88		166				2		95			
			5				55				40S	20S						
			6						311									
			7	1711	31		95		317		60S	90						
			9							10MS	10MR	80S						
			100														*	
			101				64	0	149					8				
			103	2341	49		74		141		99S			7	97	100		200
			10				86		163				1			80	*	
			14	4225	14	36.6	60		137		0R							0
			15													95		
			16				82									98		
			17													0		0
			18	4436	87	79.2	95		322		70S						*	
			19								60S	90S						
			20				80		156								*	
			22			17.4	80		133		0 R			MR				MR
			23				90		142		50S					100		
			25				70		138	20S	10MS		7	7	71	100		
			26				94		135	20MS	1X		5		75			
			27	4534	74	27.8	84		124									
			29							20MR		25S						
			32							1R								W
			34													0		
			35	5540	88		95		151		40S	80VS		3				
			36	5717	88				162	1	2		5	7				
			37	5777	77	32	95		162		90VS		4	7				69.3
			38				115		152				7					FP
			39				90		158	40MR				3	90	100		
			41				70		133									
			42	2424	48		85		143		99	99		7				
			43				90		136		80S			9				

TABLE 2. TABULATION OF ALL AGRONOMIC CHARACTERISTICS MEASURED FOR ALL ENTRIES AT ALL LOCATIONS REPORTING RESULTS OF THE 10TH INTERNATIONAL WINTER X SPRING WHEAT SCREENING NURSERY

ENTRY	PEDIGREE	SEED TYPE	LOC	YIELD (KG/HA)	%OF CK	TEST WT OR 1000 KW	PL HT (CM)	LODG (%)	DAYS TO FLOWER	PUC S	PUC R	PUC G	SEPT T	E G T	STAND EST	WNT HDNS (%)	SEL	MISC
93 CONTINUED																		
			46	4269	71		85		154			25MS				90		
			48						178		40S					99		
			51	1955	48	30.5	86		146						100	50		25 375
			53	1600	44	63.5	70		110									
			54								60S	10MS						NV
			55				90		195		60S	70S						
			57															W
			59				84		328	1R					65			
			62			68	75		207			1						41
			64	4760	81		80		151		65S			2	100	100		
			65	8150	111	40	85		145		90		6	5		90		3 79.1
			66					5	120						70			
			67				73		141									6
			68			67.4	90		160		40S	70S						2 C
			69						156									188
			71	3313	71	26.2	85	0	163	1MR	70		3	7		100		6 32
			72	3002	78		75		133	0R						80		P
			77				70		152									
			78	3175	95		70		136		80S					90	*	
			80				80					40S						
			81								99S	30S						L
			85	3591	94	75	85		150						90	100		
			86				86		151		70S					100		3
			87								5		5	8				3
			91	2292	30		84		162		0S	70S				100		
			92				84		162							100		
			93	589	26				148									5
			95	101	2	58.8			143	20MR	0R		7					18E
			96	100	2	58.1												
			97	112	2	60.3												
			98															W
94	QWW76256 C-01P-1H-0P	SW	1				78		162	0R					70			
	YMH//HN VII/CD,F1/3/ CI 14106		2	4000	62		110		168				3		95			
			5				70		350		40MS	90S						
			6						309									
			7	2033	37	61.5	112		317		60MR	99						
			9							1R	0R	70S						
			101				87	20	148					4				
			103	3198	67		80		140		10S			3	87	100		160
			10				99		164				2			60		
			14	5188	18	40.4	70		139		0R							0
			15													75		
			16				93									100	*	

TABLE 2. TABULATION OF ALL AGRONOMIC CHARACTERISTICS MEASURED FOR ALL ENTRIES AT ALL LOCATIONS REPORTING RESULTS OF THE 10TH INTERNATIONAL WINTER X SPRING WHEAT SCREENING NURSERY

ENTRY	PEDIGREE	SEED TYPE	LOC	YIELD (KG/HA)	%OF CK	TEST WT OR 1000 KW	PL HT (CM)	LODG (%)	DAYS TO FLOWER	PUC S	PUC R	PUC G	SEPT T	E G T	STAND EST	WNT HDNS (%)	SEL	MISC
94 CONTINUED																		
			17													0		0
			18	4069	80	76.5	110		325	80S								
			19							50S	5S	90S						
			20				85		150								*	
			22			21.6	100		132	0MR				R				MR
			23	2856	71	24.9	96		142	5R						100		
			25				98		135	10S	5MS		4	6	69	100		
			26				101		130	1MR	10MS		5		75			
			27	4290	70	29.0	88		123									
			29									30S						
			32															W
			34													0		
			35	4700	74		105		153		1R	50S		3				
			36	8714	134				160	1	1		2	2				
			37	8987	120	43	110	20	163		1R		3	2				76.1
			38				110		158	1R			6					FP
			39				105		158	25MR				5	95	100		
			41				86		133			20MS						
			42				98		145		99	99		6				
			43				100	20	135					3				
			46	4336	72		95		154			30S				85		
			48						179		10S					75		
			51	970	24	36.5	90		146						100	30		34 265
			53	920	26		70		110									
			54								40MR	10S						NV
			55						208		5S	10S						
			59				92		328						55			
			62			67	95		208			1						41
			64	5210	89		95		151					4	100	100		
			65	10125	138	48	105		147		10		3	2		90	*	4 78.7
			66					5	121						65			
			67				84		140									6
			68			63.4	98		159		10S	30S						2 1
			69						156									189
			71	5063	108	32.8	95	0	163		10		2	5		90		5 44
			72				90		127	0R						70		E
			77				85		152									
			78				90		140							80		
			80				95					40S						
			81									99S						L
			85	2520	66	69	99		152						75	100		
			86				94				10MR					60		5
			87								1		5	5				1
			91				101		162		0R	60S				98		
			92	3933	117		95		162							100		
			93	1444	64				145									4
			95	119	2	58.1			144	10MR	10MR		5					189
			96	80	1													
			97	87	1	56.8		20					7					
			98															W

TABLE 2. TABULATION OF ALL AGRONOMIC CHARACTERISTICS MEASURED FOR ALL ENTRIES AT ALL LOCATIONS REPORTING RESULTS OF THE 10TH INTERNATIONAL WINTER X SPRING WHEAT SCREENING NURSERY

ENTRY	PEDIGREE	SEED TYPE	LOC	YIELD (KG/HA)	%OF CK	TEST WT OR 1000 KW	PL HT (CM)	LODG (%)	DAYS TO FLOWER	PUC S	PUC R	PUC G	SEPT T	E G T	STAND EST	WNT HDNS (%)	SEL	MISC
95	OWW76274 A-01P-3H-0P	SW	1				80		159	0R					60			
	YMH//HN VII/CD,F1/3/F1(1523/DRC DWF		2	3200	49		95		164				2		94			
	//MRS		5				75		348		10MS	30S						
			6						309									
			7	5688	104	65.1	106		314		30MR	40					*	
			9								0R	10MS						
			100														*	
			101	3500	70	28.0	68	0	147					5			*	
			103	2684	56		70		140		25S			5	84	100		160
			10				95		164				1			70		
			14	4938	17	38.7	70		139		5MR			5				1
			15													85		
			16				97									100		
			17													0		0
			18	5103	100	78.3	100		319	50MR	5MS							
			19							30S		10M						
			20				85		152									
			22			24.6	82		131									MR
			23	2440	60	27.8	88		142		20MS					96		
			25				80		135		10MS		5	5	64	100		
			26				95		134	1MR			5		95			
			27	4820	79	29.2	89		124									
			29							15MR		10MR						
			32															W
			34													0		
			35	5860	93		100		152		0R	0R		3				
			36	6716	103				158	1	5		4	5				
			37	5227	70	39	105		163		90VS		5	6				71.8
			38				95		156				3					G
			39				25		158	25MR				1	95	100		
			41				77		132									
			42				85		144		90	90		6				
			43				100	10	135		10MS			7				
			46	4836	81		80		151			20S				80		
			48	3365	68	50.5			179		1R					75	*	
			51	1450	36	36.4	84		143						100	30		55 375
			53	1440	40	65.0	80	10	109									
			54								1R	1R						NV
			55						205		5MR							
			59				81		328	5R					55			
			62			70	90		211				3					52
			64	4670	80		90		150		10S			2	100	100		
			65	8475	115	50	95		145		70		6	3		100		3 79.1
			66					5	118						65			

TABLE 2. TABULATION OF ALL AGRONOMIC CHARACTERISTICS MEASURED FOR ALL ENTRIES AT ALL LOCATIONS REPORTING RESULTS OF THE 10TH INTERNATIONAL WINTER X SPRING WHEAT SCREENING NURSERY

ENTRY	PEDIGREE	SEED TYPE	LOC	YIELD (KG/HA)	%OF CK	TEST WT OR 1000 KW	PL HT (CM)	LODG (%)	DAYS TO FLOWER	PUC S	PUC R	PUC G	SEPT T	E G T	STAND EST	WNT HDNS (%)	SEL	MISC
95 CONTINUED																		
			67				80		138									5
			68			63.8	92		157		1MR							3 5
			69						156									189
			71	3938	84	30.3	90	0	163	5MS	30		5	7		100		6 20
			72	4336	113		80		126	0R						80		SP
			77				80		149									
			78				75		135							70		
			80				80					10S						
			81								40S							
			85	2997	78	71	95		152						80	100		
			86				86				1S					60		6
			87										5	6				2
			91	2584	34		97		162		0R	30MS				95		
			92				91		161							100		
			93	1267	56				143									3
			95	102	2	59.0			141	10MR			5					189
			96	88	1													
			97	113	2	59.5												
			98															W
96	SWD69282-02D-1H-1H-0H	SR	1				75		150	40S					85			
	CNO S/INIA S//HN VII		2	4400	68		96		164				3		93			
			5				75		343		70S							
			6						309									
			7	3044	55	61.5	105		314		15MR	99	4					
			9								0R	5R						
			101				71	0	146					4				
			103	3255	68		75		140		25S			7	84	100		190
			10				102		163				1			80		
			14	4688	16	32.5	63		138		0R			5				0
			15													85		
			16				85									100		
			17													0		0
			18	4302	84	81.2	105		320								*	
			19									10S						
			20				85		148									
			22			22.4	93		132	0MR				MS				MR
			23				92		141	10MR	1R					100		
			25				75		136	5R			6	9	90	100		
			26				108		131				8		84			
			27				89		122	1MR								
			29							10R		1R					*	
			32															W
			34													5		

TABLE 2. TABULATION OF ALL AGRONOMIC CHARACTERISTICS MEASURED FOR ALL ENTRIES AT ALL LOCATIONS REPORTING RESULTS OF THE 10TH INTERNATIONAL WINTER X SPRING WHEAT SCREENING NURSERY

ENTRY	PEDIGREE	SEED TYPE	LOC	YIELD (KG/HA)	%OF CK	TEST WT OR 1000 KW	PL HT (CM)	LODG (%)	DAYS TO FLOWER	PUC S	PUC R	PUC G	SEPT T	E G T	STAND EST	WNT HONS (%)	SEL	MISC
96 CONTINUED			35	5780	92		100		151		0R	0R		3				
			36	7715	119				160	1	1		5	3				
			37	5777	77	45	100	20	162		1R		5	5				73.4
			38				100		156	40S			8					FG
			39				90		156	25MR				3	90	100		
			41				83		130			20MS						
			42				81		141		95	90		8				
			43				80		136		20MR			9				
			46	3702	62		85		151			10S				65		
			48						177		5MR					75		
			51	2520	62	38.4	89		145						100	70		29 535
			53	1960	54	67.0	80	10	104					1				
			54								1R	1R						NV
			55						190		1R	5S						
			57															MS
			59				82		327	30X					75			
			62			74	95		187			1						45
			64	5460	93		90		146					2	100	100		
			65	8000	109	44	105	10	145		80		8	4		90		3 80.5
			66					10	118						65			
			67				72		138									4
			68			71.6	96		151									2 3
			69	4437	69	52.6			153								*	187
			71	688	15	35.6	90	20	159	5MS	30		2	5		90		3 49
			72				80		126	30MR						90		SP
			75						E									VF
			77				80		148									
			78				75		135							90		
			80				85		150			10S						
			81									40S						
			85	4068	106	75	91		148						90	100		
			86				95		148		1MS					95		3
			87								5		8	8				3
			91	4639	62		97		160		0R	0X				100		
			92	2078	62		84		159							100		
			93	1633	73				143									3
			95	100	2	60.7			142	20MR	20S		7					186
			96	93	1													
			97	112	2	61.5												
			98															W
97	OWW73210C-04H-2H-2H-0H	SW	1				75		157						70			
	69-153/YMH,F3//67-237-69-24		2	5200	80		116		167				3		93			
			5				75		343		70S							

TABLE 2. TABULATION OF ALL AGRONOMIC CHARACTERISTICS MEASURED FOR ALL ENTRIES AT ALL LOCATIONS REPORTING RESULTS OF THE 10TH INTERNATIONAL WINTER X SPRING WHEAT SCREENING NURSERY

ENTRY	PEDIGREE	SEED TYPE	LOC	YIELD (KG/HA)	%OF CK	TEST WT OR 1000 KW	PL HT (CM)	LODG (%)	DAYS TO FLOWER	PUC S	PUC R	PUC G	SEPT T	E G T	STAND EST	WNT HDNS (%)	SEL	MISC
97 CONTINUED																		
			6						314									
			7	844	15		117		322		50S	80						
			9								40MS	80S						
			103	2398	50		82		140		10S			7	78	100		22E
			10				103		163				5			80		
			14	3525	12	34.0	77		137		0R							0
			15													70		
			16				101									100		
			17													0		0
			18	4502	88	78.6	115		324	20MR	20S							
			19								50MR	90S						
			20				85		150									
			22			20.3	101		133					MS				MR
			23				99		142		10MR					95		
			25				88		137		50S		7		80	100		
			26				97		135	1R			5		89			
			27				91		127									
			29									35S						
			32															W
			34													0		
			35	4960	79		100		153		40S	0R		5				
			36	7576	117				161	1	1		3	6				
			37	6602	88	37	110	20	161		60MS		4	3				72.1
			38				95		155		10S		4					G
			39				25		159	10MR				3	95	100		
			41				86		134			30MS						
			42				82		142		99	99		7				
			43				100		134		40MS			5				
			46	4569	76		95		150			30S				100		
			48						178		10S					99		
			51	2710	67	38.4	94		146						90	50		36 450
			53	1440	40		80		112									
			54								60MS	10S						NV
			55				105		201		1R	5S						
			57															VS W
			59				86		327	20R					85			
			62			70	90		209			5S						40
			64	7370	126		95	39	146		99S			4	100	100		
			65	8388	114	38	105	10	145		90		6	3		100	*	2 78.9
			66					10	126						60			
			67	5312	77		83		139									5
			68			71.4	112		160		20S	60S						0 1
			69						155									18E
			71	5063	108	34.4	100	25	162	1MR	50		2	7		100		4 30

TABLE 2. TABULATION OF ALL AGRONOMIC CHARACTERISTICS MEASURED FOR ALL ENTRIES AT ALL LOCATIONS REPORTING RESULTS OF THE 10TH INTERNATIONAL WINTER X SPRING WHEAT SCREENING NURSERY

ENTRY	PEDIGREE	SEED TYPE	LOC	YIELD (KG/HA)	%OF CK	TEST WT OR 1000 KW	PL HT (CM)	LODG (%)	DAYS TO FLOWER	PUC S	PUC R	PUC G	SEPT T	E G T	STAND EST	WNT HDNS (%)	SEL	MISC
97 CONTINUED																		
			72	4002	104		90		129	0R						80		SP
			77				85		150									
			78				70		139							60		
			80				90		150			40S						
			81									80S						
			85	3091	81	71	93		149						90	100		
			86				93				1S					100		6
			87								5		6	8				2
			91	2917	39		103		161		0S	50S				100		
			92	3166	94		94		161							100		
			93	1089	49				144									4
			95	108	2	57.6			144	20MS	20S		4					187
			96	80	1													
			97	105	1	58.8												
			98															W
98	OWW73218A-01H-2H-1H-0P YMH/T.SPELTA//YMH/CAMA,F3/3/ 1523.DRC.DWF	SW	1				78		165	0R					75			
			2	3920	60		108		169				3		94			
			5				75					90S						
			6						314									
			7	978	18		110		322		50S	90						
			9								0R	90S						
			101				73	0	152					1				
			103	2912	61		85		142		25S			0	79	100		170
			10				105		163				4			80		
			14	3000	10	38.2	80		138		0R							0
			15													80		
			16				108									100		
			17													0		0
			18	4869	95	78.1	115		327	60S	20S							
			19								50M	90S						
			20				90		160									
			22			23.6	105		136					R				
			23				110		145		5MS					100		
			25				98		140	5MS	40S		7	0	80	100		
			26				105		136	10MR			5		78			
			27				90		125									
			29							40S		35S						
			32															W
			34													3		
			35	5390	85		110		155		50S	40S		1				
			36	5828	90				160	1	4		5	2				
			37	6694	89	42	110	5	163	10MR	90VS		5	1				69.9
			38				105		157	20S	10S		5					G

TABLE 2. TABULATION OF ALL AGRONOMIC CHARACTERISTICS MEASURED FOR ALL ENTRIES AT ALL LOCATIONS REPORTING RESULTS OF THE 10TH INTERNATIONAL WINTER X SPRING WHEAT SCREENING NURSERY

ENTRY	PEDIGREE	SEED TYPE	LOC	YIELD (KG/HA)	%OF CK	TEST WT OR 1000 KW	PL HT (CM)	LODG (%)	DAYS TO FLOWER	PUC S	PUC R	PUC G	SEPT T	E G T	STAND EST	WNT HDNS (%)	SEL	MISC
98 CONTINUED																		
			39				100		158	10MR				3	90	100		
			41				85		138		5	20MS						
			42				95		145		99	99		1				
			43				95		137		60MR			3				
			46	3235	54		95		152			20S				100		
			48						182		25S					75		
			51	2860	71	45.2	94		140						95	50		32 405
			53	1040	29		85	10	115									
			54								30MS	20MS						NV
			55				105		200		5MR	20S						
			57															MS W
			59				80		332	99S					80			
			62			72	85		217			1	3					47
			64	6050	103		100		150		25S			1	100	100		
			65	8100	110	44	110		147		50		5	2		100		2 77.7
			66					5	128						70			
			67				85		140									5
			68			68.8	105		165		10S	90VS						3 2
			69						157									189
			71	4750	101	38.0	100	30	165	1MR	50		2	0		100		3 19
			72	3669	96		95		136	0R						80		SP
			77				80											
			78				70		143							90		
			80				95					40S						
			81									99S						L
			85	2448	64	73	98		154						80	90		
			86				90		140		30S					100		3
			87								5		7	7				1
			91	2222	30		106		164		0S	60S				95		
			92	3511	105		103		163							100		
			93	1244	55				148									4
			95	115	2	59.7			146	30MS			5					194
			96	95	2													
			97	114	2	61.2							1					
			98															W
99	SWH72394-4H-1H -1P- S HYS//DRC*2/7C	SW	1				80		150						75			
			2	4400	68		100		163				3		97			
			5				75		343		90S	20S						
			6						314									
			7	667	12		106		314		80S	99						
			9								60S	90S						
			101				79	20	146					5				
			103	3483	73		77		139		99S			7	82	100		265
			10				96		161				7			80		

TABLE 2. TABULATION OF ALL AGRONOMIC CHARACTERISTICS MEASURED FOR ALL ENTRIES AT ALL LOCATIONS REPORTING RESULTS OF THE 10TH INTERNATIONAL WINTER X SPRING WHEAT SCREENING NURSERY

ENTRY	PEDIGREE	SEED TYPE	LOC	YIELD (KG/HA)	%OF CK	TEST WT OR 1000 KW	PL HT (CM)	LODG (%)	DAYS TO FLOWER	PUC S	PUC R	PUC G	SEPT T	E G T	STAND EST	WNT HDNS (%)	SEL	MISC
99 CONTINUED			14	3750	13	35.8	77		136		5MR							0
			15													85		
			16				100									100		
			17													6		1226
			18	3068	60	81.2	110		321		70S						*	
			19								70S	90S						
			20				90		172								*	
			22			20.1	95		131	0MR	0MR			MS				MS
			23				102		142		99S					95		
			25				85		135		90S		8	9	76	100		
			26				110		132	60S			5		77			
			27				84		122									
			29							15MR		35S						
			32							1R								W
			34													12		
			35	5660	90		100		151		40S	50S		2				
			36	5295	82				159	1	7		6	4				
			37	6236	83	34	110	20	162		99VS		5	1				76.3
			38				95		155	20S	30S		7					FP
			39				65		158	25MR				3	95	100		
			41				82		131			30MS						
			42				94		140		99	99		7				
			43				100		132		60MS			7				
			46	3935	66		100		148			40S				95		
			48						175		40S					99		
			51	3900	97	35.1	90		144						100	90		21 490
			53	720	20		70	10	110									
			54								60S	30S						NV
			55				90		195		30S	40S						
			57															S W
			59				80		327	90X					65			
			62			75	90		193			1						41
			64	5120	87		100		146		99S			1	100	100		
			65	7038	96	42	95		144		90		8	2		100		3 80.9
			66					5	121						70			
			67	4895	71		76		137									4
			68			72.2	95		151		50S	90S						2 2
			69						155									188
			71	5688	121	33.2	95	10	159	1MR			8	5		100		3 28
			72	4002	104		90		125	0R						70		E
			77				95		149									
			78				80		133							90		
			80				85		150			60S						
			81									99S						

TABLE 2. TABULATION OF ALL AGRONOMIC CHARACTERISTICS MEASURED FOR ALL ENTRIES AT ALL LOCATIONS REPORTING RESULTS OF THE 10TH INTERNATIONAL WINTER X SPRING WHEAT SCREENING NURSERY

ENTRY	PEDIGREE	SEED TYPE	LOC	YIELD (KG/HA)	%OF CK	TEST WT OR 1000 KW	PL HT (CM)	LODG (%)	DAYS TO FLOWER	PUC S	PUC R	PUC G	SEPT T	E G T	STAND EST	WNT HDNS (%)	SEL	MISC
99 CONTINUED																		
			85	3136	82	78	96		148						95	100		
			86				89		149		40S					100		3
			87								5		7	7				3
			91	1945	26		96		160		0S	70S				95		
			92	2711	81		93		158							100		
			93	422	19				144									5
			95	109	2	61.0			143	50MS	50S		7					189
			96	91	1													
			97	109	2	60.8												
			98															W
101	SWM754016*-04H-2M-3H-0H	SW	1				65		150	5MR					75			
	CAR58-182/DRC//YR		2	4080	63		92		165				5		97			
			5				85		328		80S							
			6						282									
			7	2633	48	68.2	95		313		70MS	50						
			9								0R	60S						
			100														*	
			101				79	0	151					5				
			103	1542	32		70		138		40S			1	83	94		203
			10				85		159				4			50		
			14	2250	8	32.3	55		139		0R							5
			15													0		
			16													0		
			17													0		0
			18	3435	67	81.0	90		321	20MR	20S						*	
			19								10S	5M						
			20				70		152									
			22			16.3	76		128									MR
			23				70				25S					40		
			25				70		132		20S		6	5	71	96		
			26				95		125				9		85			
			27	3606	59	27.0	78		115									
			29							20MS								
			32							1R								S
			34													0		
			35	5830	92		95		146		20MS	0R		3				
			36	6865	106				149	1	1		4	6				
			37	4677	62	36	90	20	162		90VS		6	1				70.0
			38				90		154	20S			7					FG
			39				70		156	10MR				1	90	100		
			41				80		130									
			42				72		144		25	5		7				
			43				90		130		30MR			5		20		

TABLE 2. TABULATION OF ALL AGRONOMIC CHARACTERISTICS MEASURED FOR ALL ENTRIES AT ALL LOCATIONS REPORTING RESULTS OF THE 10TH INTERNATIONAL WINTER X SPRING WHEAT SCREENING NURSERY

ENTRY	PEDIGREE	SEED TYPE	LOC	YIELD (KG/HA)	%OF CK	TEST WT OR 1000 KW	PL HT (CM)	LODG (%)	DAYS TO FLOWER	PUC S	PUC R	PUC G	SEPT T	E G T	STAND EST	WNT HDNS (%)	SEL	MISC
101 CONTINUED																		
			46	4002	67		80		144			10MR				85		
			48													0		
			51												95			
			53	1200	33		70	10	102		0R							
			54								40S	10MR						SV
			55						185		1R	10MS						
			57															VS
			59				88		325	10R					55			
			62			69	65		164									35
			64	4820	82		80	26	146		25S			2	100	60		
			65	5188	71	40	85		144		80		7	1		80		4 81.3
			66					10	111						65			
			67				70		138									6
			68				86		145		20S	30S						7 3
			69						151									188
			71	2688	57	23.9	80	40	163				7	1		80		7 55
			72	4669	122		80		132	0R						60	*	E
			77				75		152									
			78				65		134							70		
			80				70		150									
			81								20S							
			85	744	19	69	85		148						95	5		
			86													0		
			91								0S					0		
			92				79	90	161							100		
			93	1078	48				143									5
			95	106	2	60.2			143	10MR	0R		6					189
			96	83	1													
			97	98	1	60.1		10					7					
			98								30MS	14R						S
102	SWM754058*-02H-1P-1H-0H RB/CNDR	SW	1				75		157	5MR					90			
			2	3600	56		90		169				4		94			
			5				70		343		80S							
			6						309									
			7	2166	39	64.4	100		321		60S	80						
			9							1R	30MR	90S						
			101				70	0	148					5				
			103	3198	67		72		142		65S			3	87	100		195
			10				97		162				4			70		
			14	2188	7	37.9	56		140		20S							0
			15													80		
			16				88									100		
			17													4		120

TABLE 2. TABULATION OF ALL AGRONOMIC CHARACTERISTICS MEASURED FOR ALL ENTRIES AT ALL LOCATIONS REPORTING RESULTS OF THE 10TH INTERNATIONAL WINTER X SPRING WHEAT SCREENING NURSERY

ENTRY	PEDIGREE	SEED TYPE	LOC	YIELD (KG/HA)	%OF CK	TEST OR 1000 KW	WT PL HT (CM)	LODG (%)	DAYS TO FLOWER	PUC S	PUC R	PUC G	SEPT T	E G T	STAND EST	WHT HDNS (%)	SEL	MISC
102 CONTINUED																		
			18	4269	84	81.5	110		325	40MR	50S							
			19								50S	5S						
			20				80		156									
			22			22.2	90		133		0MR			MR				MR
			23				81		143		50S					100		
			25				70		139		80MS		7	8	75	100		
			26				99		126	50S			5		87			
			27				85		125									
			29							40MS								
			32							1R								W
			34													0		
			35	5330	84		105		155		50S	0R		3				
			36	5078	78				157	7	5		4	5				
			37	7519	100	46	90	50	164		30MR		3	3				78.6
			38				95		155	10MR	5MS		5					FG
			39				65		158	10MR				3	95	100		
			41				85		138									
			42				90		145		50	25		7				
			43				95	10	137		60MS			9				
			46	4436	74		85		144			10MS				100		
			48						181		25S					99		
			51	970	24	32.6												39
			53	1120	31		75	10	110									
			54								60S	1R						NV
			55				105		201		5MR							
			57															W
			59				81		328	10R					60			
			62			74	85		201				7				*	49
			64	5410	92		95	50	154		65S			2	100	100		
			65	9313	127	46	100	10	147		80		7	3		100	*	2 81.9
			66					10	125						60			
			67				70		143									5
			68				80		164		5S	70S						8 1
			69						157									190
			71	4875	104	36.6	90	25	165	1MS	60		3	5		100		4 32
			72	3335	87		85		133	0R						80		SP
			77				80		154									
			78				70		136							80		
			80				85											
			81								40MS							L
			85	2686	70	70	90		155						80	100		
			86				93				99S					10		5
			87								5		7	8				2
			91	2986	40		90		163		0S	80S				100		
			92	2789	83		89		163							100		
			93	711	32				143									4
			95	122	2	61.2			145	30MS	10MS		4					192
			96	93	1	60.3												
			97	107	1	61.7												
			9[illegible]															W

TABLE 2. TABULATION OF ALL AGRONOMIC CHARACTERISTICS MEASURED FOR ALL ENTRIES AT ALL LOCATIONS REPORTING RESULTS OF THE 10TH INTERNATIONAL WINTER X SPRING WHEAT SCREENING NURSERY

ENTRY	PEDIGREE	SEED TYPE	LOC	YIELD (KG/HA)	%OF CK	TEST WT OR 1000 KW	PL HT (CM)	LODG (%)	DAYS TO FLOWER	PUC S	PUC R	PUC G	SEPT T	EGT	STAND EST	WNT HDNS (%)	SEL	MISC
103	SWM754308*-03P-3M-3H-0P HN4/4/KT54A/N108//KT54B/3/NAR/5/ TZPP/PL//7C	SW	1				55		158	5MR					60			
			2	4000	62		78		166				6		98			
			5				70		330		80S							
			6						293									
			7	3455	63	64.6	85		315		30S	70	4					
			9								50S	60S						
			100														*	
			101				68	0	146					3				
			103	2969	62		72		140		25S			5	80	100		230
			10				85		158				4			60	*	
			14	2600	9	36.0	57		140		0R							2
			15													0		
			16				90									10		
			17													0		0
			18	2668	52	80.8	80		321		60S						*	
			19								10MR	5S						
			20				75		155									
			22			19.3	80		131		0MR			MS				MR
			23				85		143		5S					33		
			25				69		138		20S			9	70	100		7
			26				84		130	10M			8		81			
			27	4534	74	31.0	81		117									
			29									1R					*	
			32							1R								S
			34													0		
			35	6010	95		95		150		40S	0R		5				
			36	5861	90				158	2	1		3	5				
			37	5502	73	34	85		160		70S		4	6				76.1
			38				80		154		20S		2					FG
			39				80		151	25MS				3	90	100		
			41				76		132									
			42				80		145		20	15		7				
			43				85		134		30MS			9				
			46	3702	62		75		151	30S		20S				100		
			48						173		10S					50		
			51	810	20	33.7	64		143						100	10		48 285
			53	2160	60	76.5	75		104									
			54								60S	1R						SV
			55						195		10S	1S						
			59				78		328		20S			5	85			
			62			66	60		154									39
			64	8170	139		80		147		40S			4	100	100		
			65	5788	79	38	80		144		80		6	4		100		7 79.9
			66					5	120						60			

TABLE 2. TABULATION OF ALL AGRONOMIC CHARACTERISTICS MEASURED FOR ALL ENTRIES AT ALL LOCATIONS REPORTING RESULTS OF THE 10TH INTERNATIONAL WINTER X SPRING WHEAT SCREENING NURSERY

ENTRY	PEDIGREE	SEED TYPE	LOC	YIELD (KG/HA)	%OF CK	TEST WT OR 1000 KW	PL HT (CM)	LODG (%)	DAYS TO FLOWER	PUC S	PUC R	PUC G	SEPT T	E G T	STAND EST	WNT HDNS (%)	SEL	MISC
103 CONTINUED																		
			67				68		141									4
			68				70		152		5S	70S						9 2
			69						156									189
			71	4375	93	31.0	70	0	163		50		3	7		95		4 35
			72	4002	104		75		133	0R						60	*	SP
			77				70		153									
			78				70		135							70		
			80				75											
			81								30S							
			85	1870	49	68	80		152						90	50		
			86								40S					0		
			87								1		7	8				3
			91	569	8		70		163		0S	30MS				10		
			92	1955	58		76		159							100		
			93	1311	58				143									4
			95	95	2				141	20MR	1MR		7					185
			96	81	1													
			97	96	1	62.9												
			98								40MS	0MR						I
104	SWM754308*-05P-1M-3H-0P HN4/4/KT54A/N109//KT54B/3/NAR/5/ TZPP/PL//7C	SW	1				65		155						60			
			2	4800	74		101		163				5		97			
			5				90		328									
			6						314									
			7	3222	59	63.9	95		312		15MS	50	3					
			9								0R	50S						
			101				77	0	144					2				
			103	3712	78		85		139		25S			1	77	100	*	215
			10				84		161				5			60	*	
			14	4775	16	31.7	70		140		5MR							1
			15													0		
			16				80									20		
			17													0		0
			18	4502	88	81.9	105		320								*	
			19									20M						
			20				85		142								*	
			22			21.0	100		129		0 R			MR				MR
			23				83		147		5MS					6		
			25				85		134	10MS	40S		5	6	73	98		5
			26				105		126	1MR			8		77			
			27	4296	70	27.6	90		116									
			29									15MS					*	
			32							1R								S
			34													0		

TABLE 2. TABULATION OF ALL AGRONOMIC CHARACTERISTICS MEASURED FOR ALL ENTRIES AT ALL LOCATIONS REPORTING RESULTS OF THE 10TH INTERNATIONAL WINTER X SPRING WHEAT SCREENING NURSERY

ENTRY	PEDIGREE	SEED TYPE	LOC	YIELD (KG/HA)	%OF CK	TEST WT OR 1000 KW	PL HT (CM)	LODG (%)	DAYS TO FLOWER	PUC S	PUC R	PUC G	SEPT T	E G T	STAND EST	WNT HDNS (%)	SEL	MISC
104 CONTINUED			35	6950	110		105		147		10MR	0R		2				
			36	5994	92				157	1	1		5	5				
			37	6052	80	39	100		160		90VS		4	3				77.6
			38				95		154				2					G
			39				85		152	25MR				3	80	100		
			41				86		130			5MS						
			42				94		141		95	70		4				
			43				100		130		20MR			7				
			46	4736	79		75		150	10S		25S				100		
			48						173		10S					50		
			51	2490	62	37.2	75		142						100	5		39 215
			53	2480	69	75.0	73		103									
			54								20MR	1R						SV
			55						195		1R							
			57															W
			59				93		327	1R					60			
			62			71	65		156									42
			64	5840	100		95		144		20S			3	100	100		
			65	5288	72	38	90		144		90		6	3		70		6 78.9
			66					5	119						60			
			67	5124	74		78		137									5
			68				96		151		2S	60S						8 3
			69						153									187
			71	5125	109	34.1	90	5	162		70		3	5		95		3 33
			72	4669	122		90		131	0R						70		SP
			77				85		151									
			78				75		133							70		
			80				80		150			5S						
			81								60S							
			85	2559	67	70	95		148						90	80		
			86													0		
			87								1		6	5				2
			91	486	6		74		160		0S	30MS				5		
			92	2778	83		89		158							100		
			93	2444	109				140								*	3
			95	116	2	60.1			141	10MR	0R		3					185
			96	93	2	58.6												
			97	97	1	62.4												
			98								30MS	1MR						I
105	SWD71452A-03H-2H-0P COFN/PCH//P101/VOGAF	HR	1				75		146						85			
			2	6800	105		110		162				7		97			
			5				65		343		40MS	10S						
			6						314									

TABLE 2. TABULATION OF ALL AGRONOMIC CHARACTERISTICS MEASURED FOR ALL ENTRIES AT ALL LOCATIONS REPORTING RESULTS OF THE 10TH INTERNATIONAL WINTER X SPRING WHEAT SCREENING NURSERY

ENTRY	PEDIGREE	SEED TYPE	LOC	YIELD (KG/HA)	%OF CK	TEST WT OR 1000 KW	PL HT (CM)	LODG (%)	DAYS TO FLOWER	PUC S	PUC R	PUC G	SEPT T	E G T	STAND EST	WNT HDNS (%)	SEL	MISC
105 CONTINUED																		
			7	3889	71	66.2	103		309		5	50	4					
			9								0R	60S						
			101				80	20	144					5				
			103	3597	75		80		138		25S			5	69	100		230
			10				102		157				4			70		
			14	3750	13	34.4	54		139		0R			5				0
			15													75		
			16				87									100		
			17													60	*	3502
			18	4836	95	80.8	105		319								*	
			19								10MR	60S						
			20				85		140									
			22			26.5	93		128	0 R				MS				MS
			23				97		138		5S					100		
			25				90		132				7	8	71	100		
			26				110		128	1MR			8		83			
			27				91		120									
			29							15MR		1R					*	
			32															W
			34													5		
			35	5220	83		95		147		10MR	0R		3				
			36	7465	115				162	5	2		3	3				
			37	5685	76	42	95	20	160		40MR		4	4				74.3
			38				100		154	30S			7				*	FG
			39				90		154	25MS				5	95	100		
			41				85		127			5MS						
			42				90		139		95	99		6				
			43				95	20	132		20MR			7				
			46	4702	78		85		144			0R				100		
			48						176		10S					75		
			51	5410	134	35.9	84		141						100	50		
			53	1040	29		73	10	108									
			54								1R	1R						NV
			55						185		5MR	5S						
			59				82		325	1R					55			
			62			72	85		183				3					39
			64	8550	146		100	39	144		65S			4	100	100		
			65	8788	120	38	95	10	144		90		7	3		80		6 80.1
			66					20	119						60			
			67	5103	74		80		137									5
			68				96		152		1MR	20S						9 1
			69						153									187
			71	5375	115	35.2	85	15	157	1MR	20		3	7		90		4 43
			72	4336	113		85		125	40MR						70		E

TABLE 2. TABULATION OF ALL AGRONOMIC CHARACTERISTICS MEASURED FOR ALL ENTRIES AT ALL LOCATIONS REPORTING RESULTS OF THE 10TH INTERNATIONAL WINTER X SPRING WHEAT SCREENING NURSERY

ENTRY	PEDIGREE	SEED TYPE	LOC	YIELD (KG/HA)	%OF CK	TEST WT OR 1000 KW	PL HT (CM)	LODG (%)	DAYS TO FLOWER	PUC S	PUC R	PUC G	SEPT T	E G T	STAND EST	WNT HDNS (%)	SEL	MISC
105 CONTINUED			77				80		146									
			78				70		133							80		
			80				80		147			20S						
			81									99S						
			85	3102	81	74	92		148						80	100		
			86				93		147		10MR					100		3
			87										7	9				3
			91	5125	68		95		158		0R	20MR				100		
			92	2066	62		86		159							100		
			93	1711	76				147									4
			95	112	2	59.3			140	30MS			7					18E
			96	98	2	58.8												
			97	103	1	59.4		30										W
			98															
106	SWM754324*-04P-2P-1P-0P 1879/3/MY54/CD//PCHU/4/TORIM	SW	1				90		150						70			
			2	4800	74		112		163				5		96			
			5				90		330		90S	40S						
			6						293									
			7	3211	59	61.0	110		308		70S	60						
			9							30MS	20MR	60S						
			101				62	20	144					1				
			103	3426	72		80		138		10S			3	10	100		180
			10				92		157				1			70		
			14	5250	18	46.4	75		137		0R							0
			15													80		
			16				94									100		
			17													1		200
			18	4636	91	79.0	105		319	60MR								
			19								60S	90S						
			20				85		139								*	
			21	4000	95	32.2	107		106				0	0				126
			22			27.2	97		127					MR				MS
			23				102		140		5MS					100		
			25				95		132	5MS	20S		5	6	66	100		
			26				110		128	30M			5		84			
			27	5284	86	35.4	91		117									
			29							20MS		25S						
			32															W
			34													0		
			35	7120	113		105		149		1R	0R		3				
			36	6882	106				158	1	1		4	5				
			37	4860	65	41	90		159	30MR	1R		6	1				74.2
			38				95		154	40S			8					FG

TABLE 2. TABULATION OF ALL AGRONOMIC CHARACTERISTICS MEASURED FOR ALL ENTRIES AT ALL LOCATIONS REPORTING RESULTS OF THE 10TH INTERNATIONAL WINTER X SPRING WHEAT SCREENING NURSERY

ENTRY	PEDIGREE	SEED TYPE	LOC	YIELD (KG/HA)	%OF CK	TEST WT OR 1000 KW	PL HT (CM)	LODG (%)	DAYS TO FLOWER	PUC S	PUC R	PUC G	SEPT T	EGT	STAND EST	WNT HDNS (%)	SEL	MISC
106 CONTINUED																		
			39				85		155	25MS				3	80	100		
			41				95		127			20MS						
			42	5757	113		91		139		99	95		6				
			43				105	30	128					5				
			46	4402	73		85		144	10S		20S				100		
			48						176		10S					75		
			51	3260	81	42.7	84		139						100	85		32 470
			53	1800	50		75		103									
			54								70S	70S						SV
			55				90		175		5MR	10S						
			59				75		327	30R					20			
			62			71	75		179	1								53
			64	7390	126		90		143		10R			2	100	100		
			65	9088	124	46	100		141		70		6	1		90	*	7 77.1
			66					5	115						60			
			67				80		134									5
			68				90		150		5R	20S						9 1
			69						153									187
			71	3500	75	36.0	100	10	158	20MR			4	5		90		5 42
			72	4336	113		90		126	0R						70	*	E
			77				85		149									
			78				70		129							80		
			80				85		145			30S						
			81									99S						
			85	3197	83	74	96		148						85	100		
			86				95		146		80S					100		3
			87								1		8	8				4
			91	2861	38		96		156		0S	90S				100		
			92	3189	95		81		157							100		
			93	1067	48				147									4
			95	104	2	57.9			140	40MS	30S		7					186
			96	97	2	56.9												
			97	102	1	59.5		10					7					
			98															W
107	SWM754596*-04P-0H-1H-0P ND/VG9144//CNDR	SW	1				85		147						90			
			2	6000	93		116		162				5		96		*	
			5				95		340		80S							
			6						309									
			7	1944	35		108		307		60S	70						
			9							25MS	50MS	70S						
			101				67	20	144					6				
			103	4225	89		78		138					7	82	100		255
			10				102		159				1			70		

TABLE 2. TABULATION OF ALL AGRONOMIC CHARACTERISTICS MEASURED FOR ALL ENTRIES AT ALL LOCATIONS REPORTING RESULTS OF THE 10TH INTERNATIONAL WINTER X SPRING WHEAT SCREENING NURSERY

ENTRY	PEDIGREE	SEED TYPE	LOC	YIELD (KG/HA)	%OF CK	TEST WT OR 1000 KW	PL HT (CM)	LODG (%)	DAYS TO FLOWER	PUC S	PUC R	PUC G	SEPT T	E G T	STAND EST	WNT HDNS (%)	SEL	MISC
107 CONTINUED			14	3625	12	34.7	64		136		0R			2				1
			15													40		
			16				103									98	*	
			17													1		280
			18	5303	104	80.6	115		319		20MS						*	
			19								10S	80S						
			20				85		142									
			22			18.7	101	20	129	0MR	0 R			S				MR
			23				102		137	10R	10MS					100		
			25				93		131	10MS	10MS		7	9	75	100		
			26				100	100	127	1MR			5		75			
			27				90		119	5MS								
			29							70MS		25S						
			32															W
			34													0		
			35	7670	122		110	30	146		10MR	60S		7				
			36	7187	111				157	1	1		5	6				
			37	5685	76	37	90	20	159		1R		5	5				79.7
			38				100		154	20MS			4					G
			39				85		155	40MS				3	90	100		
			41				95		125		5	10MS		3				
			42				95		139		99	99		8				
			43				100	100	129		10MR			9				
			46	6203	103		85		148	20S		20S				100		
			48						175		25S					75		
			51	2100	52	36.3	90		139						100	80		29 225
			53	1880	52	71.0	75		104									
			54								40S	10MR						NV
			55						175		1MR	30S						
			57															S W
			59				82		327	20R					60			
			62			71	85		187	1								39
			64	5010	85		95	13	145		25S			4	100	100		
			65	9000	122	38	105	10	144		80		7	8		100		6 81.3
			66					10	119						65			
			67				87		135									7
			68				105		150		5S	70S						8 3
			69						151									187
			71	4875	104	34.4	95	75	159	5R	70		3	5		90		5 36
			72	5670	148		95		126	30MS						70		E
			77				85		149									
			78				75		133							70		
			80				85		147			30S						
			81									99S						

TABLE 2. TABULATION OF ALL AGRONOMIC CHARACTERISTICS MEASURED FOR ALL ENTRIES AT ALL LOCATIONS REPORTING RESULTS OF THE 10TH INTERNATIONAL WINTER X SPRING WHEAT SCREENING NURSERY

ENTRY	PEDIGREE	SEED TYPE	LOC	YIELD (KG/HA)	%OF CK	TEST WT OR 1000 KW	PL HT (CM)	LODG (%)	DAYS TO FLOWER	PUC S	PUC R	PUC G	SEPT T	E G T	STAND EST	WNT HDNS (%)	SEL	MISC
107 CONTINUED																		
			85	3075	80	79	95		148						85	100		
			86				102		149		40S					75		5
			87								1		8	9				4
			91	4181	56		101		157		0S	60S				100		
			92				88		159							100		
			93	1300	58				147									3
			95	103	2	59.7			140	50MS	0R		5					184
			96	79	1													
			97	100	1	62.6		30										
			98															W
108	SWM778098* -2H-0P CNO/INIA//HN7/3/CC//CAL/SR		1				75		150						75			
			2	4000	62		104		164				6		95			
			5				85		330									
			6						319									
			7	2778	51	68.5	100		308		40MS	20	5					
			9								0R	5R						
			101				74	15	145					4				
			103	2284	48		80		138					1	61	100	*	235
			10				90		157				1			70	*	
			12								5MS			0				5 5
			14	2125	7	32.4	78		137		0R			2				0
			15													80		
			16				92									100		
			17													1		48
			18	4135	81	83.7	100		319	10MR	5MR							
			19									5M						
			20				75		142									
			22			17.0	99		127	0 R				S				MR
			23	952	24	20.4	92		139	10R	40S					98		
			25				85		132	5R	10MS		8	9	78	100		
			26				97		127	1MR			9		68			
			27				91		117	5MS								
			29							10R							*	
			32							1R								S
			34													0		
			35	6230	99		100		147		1R	0R		3				
			36	6438	99				160	1	1		5	6				
			37	5961	79	39	90	20	159		1R		4	1				80.6
			38				95		154	10MS			7					G
			39				85		157	40MS				1	85	100		
			41				75		128									
			42				80		139			40		8				
			43				100	100	133					9				

TABLE 2. TABULATION OF ALL AGRONOMIC CHARACTERISTICS MEASURED FOR ALL ENTRIES AT ALL LOCATIONS REPORTING RESULTS OF THE 10TH INTERNATIONAL WINTER X SPRING WHEAT SCREENING NURSERY

ENTRY	PEDIGREE	SEED TYPE	LOC	YIELD (KG/HA)	%OF CK	TEST WT OR 1000 KW	PL HT (CM)	LODG (%)	DAYS TO FLOWER	PUC S	PUC R	PUC G	SEPT T	E G T	STAND EST	WNT HDNS (%)	SEL	MISC
108 CONTINUED			46	5436	91		85		152			5MR		3		100		
			48	4148	84	42.2			174		5MR					99	*	
			51	1050	26	33.4	82		139						100	70		44 550
			53	1360	38		85		103									
			54								30MR	1R						SV
			55						175		1R							
			57															VS
			59				88		324	1R					70			
			62			88	80		164	1			3				*	49
			64	4760	81		95	13	144					2	100	100		
			65	7000	95	32	95		144		50		8	3		90		6 81.3
			66					5	118						70			
			67				87		136									5
			68				90		149			1S						9 2
			69	5276	82	53.3			151								*	188
			71	4875	104	33.1	95	75	158	1R	20		3	3		90		4 51
			72	4002	104		85		126	30MR						70		E
			77				65		138									
			78				75		131							80		
			80				85		147			5S						
			81									80S						
			85	2958	77	77	92		147						80	100		
			86				95		150		1S					70		4
			87								1		5	8				2
			91	3584	48		90		157		0R	10R				100		
			92	1678	50		87		160							100		
			93	1033	46				149									4
			95	91	2				141	40MS			7					18E
			96	93	2	60.1												
			97	106	1	63.0												
			98								1MR	0S						I
109	SWM777745* -3P-0P VIL29*2/VG7353//SPRW		1				88		150	40S					65			
			2	4400	68		107		163				5		95			
			5				85		319		30MS							
			6						282									
			7	1789	33		110		304		30MS	30						
			9								1MR	80S						
			101				73	15	144					4				
			103	3997	84		84		136		10S			5	67	100	*	22C
			10				102		157				2			60		
			14	1875	6	33.6	70		137		0R			2				0
			15													30		
			16				98									98		

TABLE 2. TABULATION OF ALL AGRONOMIC CHARACTERISTICS MEASURED FOR ALL ENTRIES AT ALL LOCATIONS REPORTING RESULTS OF THE 10TH INTERNATIONAL WINTER X SPRING WHEAT SCREENING NURSERY

ENTRY	PEDIGREE	SEED TYPE	LOC	YIELD (KG/HA)	%OF CK	TEST WT OR 1000 KW	PL HT (CM)	LODG (%)	DAYS TO FLOWER	PUC S	PUC R	PUC G	SEPT T	E G T	STAND EST	WNT HDNS (%)	SEL	MISC
109 CONTINUED																		
			17													4		457
			18	4069	80	81.2	100		315	40MR								
			19							30S	10S	10M						
			20				75		144								*	
			22			21.8	105		123	0MR	0 R			S				MS
			23				90		139	20R	5MR					33		
			25				90		131	80MS	15MS		7	8	69	100		
			26				105		126		1R		9		53			
			27				91		114	5MS								
			29							70MS		1R						
			32							5M								S
			34													0		
			35	5870	93		105	20	146		0R	0R		3				
			36	6660	103				159	1	3		4	4				
			37	2751	37	39	95		159		1R		4	5				77.6
			38				105		152	10MS			2					G
			39				95		156	25MR				1	80	100		
			41				95		127									
			42				106		139		25	15		7				
			43				110	80	129		10MR			9				
			46	4369	73		100		152			10MR				95		
			48						173		10S					50		
			51	1280	32	38.6	87		140						100	40		50 495
			53	1280	36		85		99									
			54								50S	1R						V
			55						170		1R	1R						
			57															S
			59				88		320	20R					60			
			62			73	95		139	1								40
			64	9040	154		100	26	143		10R			4	100	100		
			65	6863	93	44	95		141		60		7	4		90		4 80.9
			66					5	114						65			
			67	4520	65		80		135									4
			68				97		141		5S	30S						9 1
			69						148									186
			71	3500	75	32.5	95	10	158	5S	50		3	7		90		6 41
			72	4669	122		95		125	30MR						70		SP
			75															VF
			77				85		148									
			78				80		129							70		
			80				85		145									
			81									0X						
			85	2542	66	77	98		146						80	100		
			86				102		150		20S					75		5
			87								1		5	7				3
			91	2778	37		95		156		0X	60S				95		
			92	2411	72		99	94	157							100		
			93	1022	46				146									4
			95	81	1				140	20MR			5					184
			96	96	2	61.7												
			97	79	1	62.3												
			98								20MR	0R						S

TABLE 2. TABULATION OF ALL AGRONOMIC CHARACTERISTICS MEASURED FOR ALL ENTRIES AT ALL LOCATIONS REPORTING RESULTS OF THE 10TH INTERNATIONAL WINTER X SPRING WHEAT SCREENING NURSERY

ENTRY	PEDIGREE	SEED TYPE	LOC	YIELD (KG/HA)	%OF CK	TEST WT OR 1000 KW	PL HT (CM)	LODG (%)	DAYS TO FLOWER	PUC S	PUC R	PUC G	SEPT T	E G T	STAND EST	WNT HDNS (%)	SEL	MISC
110	SWM754666*-03P-3P-1H-0P ND/P101//BB/GLL	SW	1				82		148	10S					75			
			2	4800	74		110		163				7		95			
			5				90		340		20MS	20S						
			6						309									
			7	3700	67	66.2	100		307		20MS	60						
			9								0R	60S						
			101				79	15	143					7				
			103	4854	102		84		136					3	76	100	*	205
			10				94	20	156	1R			1			60		
			12	10			80		278		5S	20S		0				6 4 9
			14	4438	15	40.5	70		138		0R			2				1
			15													40		
			16				80									95		
			17													0		0
			18	4469	88	81.5	105		319	20MR	10S						*	
			19								50S	90S						
			20				75		146									
			22			20.7	101		126					MR				MS
			23				98		138	10R						94		
			25				97		131	10MS	5R		8		72	100		
			26				100		128		1MS		9		73			
			27				94		119	5MS								
			29									25S						
			32															W
			34													0		
			35	6290	100		100		147		1R	0R		2				
			36	6938	107				156	2	1		5	6				
			37	5502	73	42	95		160		1R		3	3			*	78.0
			38				90		152	10MS			7					FP
			39				90		155	40MS				5	80	100		
			41				80		127			10MS						
			42				98		139			99		7				
			43				100	50	132		30MR			9				
			46	5336	89		80		144	30S		20S				90		
			48	4723	96	41.5			175		5MR					75	*	
			51	400	10	37.3	85		144						100	20		54 320
			53	1640	46	70.0	82		104									
			54								50S	10MS						SV
			55						175		5MR	20S						
			57															VS W
			59				90		325	1R					55			
			62			76	80		191								*	48
			64	5050	86		95	39	144		10R			4	100	100		
			65	8063	110	44	95		144		40		8	4		90		5 80.9

TABLE 2. TABULATION OF ALL AGRONOMIC CHARACTERISTICS MEASURED FOR ALL ENTRIES AT ALL LOCATIONS REPORTING RESULTS OF THE 10TH INTERNATIONAL WINTER X SPRING WHEAT SCREENING NURSERY

ENTRY	PEDIGREE	SEED TYPE	LOC	YIELD (KG/HA)	%OF CK	TEST WT OR 1000 KW	PL HT (CM)	LODG (%)	DAYS TO FLOWER	PUC S	PUC R	PUC G	SEPT T	E G T	STAND EST	WNT HDNS (%)	SEL	MISC
110 CONTINUED																		
			66					10	115						65			
			67	6416	92		80		135									6
			68				98		151		30R	30S						8 3
			69						148									187
			71	4750	101	36.8	90	0	158	15MR	20		3	5		90		4 31
			72				90		125	50S						80		SP
			77				80		148									
			78				80		130							70		
			80				85		145			30S						
			81									99S						
			85	3419	89	78	88		147						90	100		
			86				85		151		10MS					30		6
			87								1		7	7				2
			91	4306	57		89		156		0R	0X				90		
			92				93		158							100		
			93	1655	74				150									4
			95	100	2	60.0			141	10MR			6					186
			96	109	2	61.2												
			97	83	1													
			98															W
111	SWM754666*-03P-3P-2H-0P NO/P101//BB/GLL	SW	1				82		149						70			
			2	5360	83		110		164				7		96			
			5				80		347			20S						
			6						314									
			7	3589	65	61.5	113		312		15S	70						
			9								0R	70S						
			101	4250	85	38.4	80	20	145					7				
			103	3198	67		80		138		1R			1	77	100	*	175
			10				101		161				1			60		
			12	10			80		278		10R	10S		0				6 5 7
			14	3563	12	32.4	70		138		0R							1
			15													50		
			16				94									95		
			17													0		0
			18	4936	97	79.7	105		321		1S						*	
			19							50S	20S	80S						
			20				90		147								*	
			22			16.6	102		126	0 R				MR				MR
			23				101		139	5R	5S					85		
			25				97		132	5MS	40S		7	7	75	100		
			26				113		128	1MR			8		66			
			27				94		119	5MS								
			29									20S						

TABLE 2. TABULATION OF ALL AGRONOMIC CHARACTERISTICS MEASURED FOR ALL ENTRIES AT ALL LOCATIONS REPORTING RESULTS OF THE 10TH INTERNATIONAL WINTER X SPRING WHEAT SCREENING NURSERY

ENTRY	PEDIGREE	SEED TYPE	LOC	YIELD (KG/HA)	%OF CK	TEST WT OR 1000 KW	PL HT (CM)	LODG (%)	DAYS TO FLOWER	PUC S	PUC R	PUC G	SEPT T	E G T	STAND EST	WNT HDNS (%)	SEL	MISC
111 CONTINUED																		
			32															W
			34													0		
			35	6800	108		110		151		1R	0R		2				
			36	6272	97				158	1	2		4	5				
			37	6602	88	49	100	5	160		1R		3	1				77.0
			38				95		152	20S			7					FP
			39	3100	79	41	90		154	40MS				3	80	100	*	
			41				87		131			30MS						
			42				96		141			99		6				
			43				105	90	132					9				
			46	4302	72		80		145	5MS		5MS				90		
			48						177		10S					99		
			51	550	14	38.4	84		138						100	5		55 265
			53	1200	33		83	10	107									
			54								30MR	1R						SV
			55						195		5MR	30S						
			57															S W
			59				90		327	10R					45			
			62			65	80		169			1	3				*	39
			64	5840	100		100	63	144					4	100	100		
			65	6750	92	48	105		144		30		7	3		90		3 80.3
			66					10	114						65			
			67	5937	86		66		137									4
			68				103		154		5MR	20S						8 2
			69						153									188
			71	4750	101	37.9	105	15	159	35MR	20		3	1		90		4 30
			72	4002	104		100		126	60S						80		SP
			77				80		149									
			78				90		134							80		
			80				85		147			40S						
			81									99S						
			85	2892	76	75	95		148						90	100		
			86				95		151		10MR					40		6
			87								1		7	3				2
			91	3028	40		93		157		0R	50S				85		
			92	2122	63		97		161							100		
			93	1255	56				153									4
			95	124	2	59.5			141	10MR			7					189
			96	94	2	58.9												
			97	116	2	61.5												
			98															W
112	SWM754913*-04H-1P-3H-0P YMH/MCS	SW	1				78		146	99S					70			
			2	5680	88		122		162				4		96		*	
			5				100		319		80S							

TABLE 2. TABULATION OF ALL AGRONOMIC CHARACTERISTICS MEASURED FOR ALL ENTRIES AT ALL LOCATIONS REPORTING RESULTS OF THE 10TH INTERNATIONAL WINTER X SPRING WHEAT SCREENING NURSERY

ENTRY	PEDIGREE	SEED TYPE	LOC	YIELD (KG/HA)	%OF CK	TEST WT OR 1000 KW	PL HT (CM)	LODG (%)	DAYS TO FLOWER	PUC S	PUC R	PUC G	SEPT T	E G T	STAND EST	WNT HDNS (%)	SEL	MISC
112 CONTINUED																		
			6						289									
			7	3444	63	65.1	115		306		60S	60						
			9								0R	70MS						
			101				65	20	144					3				
			103	3769	79		95		136		65S			3	80	100	*	205
			10				100		158				1			60		
			14	5538	19	37.1	83		136		0R			1				3
			15													50		
			16				104									90		
			17													2		288
			18	5703	112	80.1	115		313		5S						*	
			19								80S	20M						
			20				90		142								*	
			22			21.6	112		126	0MR				S				MR
			23				105		135	5R	5S					98		
			25				105		131	20MS	15MS		7	8	87	100		
			26				115		127	1MR	1MS		5		68			
			27	5944	97	38.6	98		115	5MS								
			29							20MR								
			32							5M								S
			34													0		
			35	7660	121		115		146		1R	0R		4				
			36	7548	116				158	2	1		6	5				
			37	6052	80	47	95		158		1R		3	4				79.0
			38				110		152				6				*	VG
			39				90		152	25MR				5	85	100		
			41				90		128									
			42	5757	113		100		138		55	40		7				
			43				110	100	129					9				
			46	4602	77		90		144	5S						95		
			48						171		25S					75		
			51	2715	67	42.3	95		145						100	50		42 235
			53	1440	40	72.5	85		98									
			54								60S	1R						V
			55				100		185		10MR							
			59				90		324	1R					50			
			62			71	75		142									39
			64	7050	120		100		143					2	100	100		
			65	6925	94	46	95		141		20		8	3		100		5 78.5
			66					10	110						65			
			67				80		134									5
			68			59.6	107		144		10S	80S						9 1
			69						151									188
			71	5438	116	38.3	100	10	157		20		2	5		95		4 35

TABLE 2. TABULATION OF ALL AGRONOMIC CHARACTERISTICS MEASURED FOR ALL ENTRIES AT ALL LOCATIONS REPORTING RESULTS OF THE 10TH INTERNATIONAL WINTER X SPRING WHEAT SCREENING NURSERY

ENTRY	PEDIGREE	SEED TYPE	LOC	YIELD (KG/HA)	%OF CK	TEST WT OR 1000 KW	PL HT (CM)	LODG (%)	DAYS TO FLOWER	PUC S	PUC R	PUC G	SEPT T	E G T	STAND EST	WNT HDNS (%)	SEL	MISC
112 CONTINUED																		
			72	4336	113		100		125	20MR						60		E
			75															VF
			77				80		146									
			78				85		128							60		
			80				85		145									
			81								30MS			9				
			85	2642	69	76	100		144						90	100		
			86				103		147		40S					60		5
			87								1		6	7				2
			91	4959	66		99		157		0R	30MS				95		
			92	3766	112		96	50	159							100		
			93	2055	92				144									2
			95	114	2	58.8			138	20MR			7					183
			96	77	1													
			97	74	1			40										
			98								40MS	0S						S
113	SWM754962*-03H-2H-1H-0H KAL/B8/4/VG9144/3/VIL29//II50-18/VG -DIV	SW	1				85		147	65S					70			
			2	4800	74		120		163				4		97			
			5				105		322		40S	20S						
			6						285									
			7	2955	54	64.8	120		306		60S	60						
			9								0R	70S						
			101				78	20	146					5				
			103	3255	68		92		136					3	86	100		230
			10				105	20	151	5R			1			70		
			14	2763	9	32.8	76		137		0R			5				0
			15													0		
			16				99									90		
			17													0		0
			18	4569	90	82.8	125		318								*	
			19								5S	10S						
			20				85		142									
			22			19.8	110	20	123	0MR				S				S
			23				102		142	70MR	5MS					8		
			25				110		131	30MS	99MS		7	7	79	100		
			26				114	90	123	1MR	1MS		9		74			
			27	4582	75	33.2	95		113	1R								
			29							10R							*	
			32							1MR								S
			34													0		
			35	5000	79		120		145		1R	0R		3				
			36	6827	105				158	1	2		4	4				
			37	3393	45	42	105	20	159		1R		6	3				80.1

TABLE 2. TABULATION OF ALL AGRONOMIC CHARACTERISTICS MEASURED FOR ALL ENTRIES AT ALL LOCATIONS REPORTING RESULTS OF THE 10TH INTERNATIONAL WINTER X SPRING WHEAT SCREENING NURSERY

ENTRY	PEDIGREE	SEED TYPE	LOC	YIELD (KG/HA)	%OF CK	TEST WT OR 1000 KW	PL HT (CM)	LODG (%)	DAYS TO FLOWER	PUC S	PUC R	PUC G	SEPT T	E G T	STAND EST	WNT HDNS (%)	SEL	MISC
113 CONTINUED																		
			38				105		154	10S			4					G
			39				80		153	25MR				5	95	100		
			41				95		127			5MS						
			42				100		139		5	20		7				
			43				120	100	129					9				
			46	4202	70		90		145	20S						85		
			48						171		10S					50		
			51	530	13	38.5	90		140						100	5		47 480
			53	1240	34		90	10	98									
			54								40S	10S						V
			55						175		20S	30S						
			57															VS
			59				95		324	1R					60			
			62			75	80		146									48
			64	2940	50		110	26	143					3	100	100		
			65	5063	69	44	95		141		20		7	2		90		4 81.5
			66					20	111						70			
			67				93		136									5
			68				110		143		1MR	20S						8 3
			69	5567	87	66.3			129								*	188
			71	4750	101	34.4	110	70	158		20		3	7		95		5 45
			72	5336	139		110		125	40MR						80		E
			77				95		149									
			78				80		127							70		
			80				95		148									
			81							10S								
			85	2126	56	79	104		146						90	100		
			86				92		150		10S					20		6
			87								1		8	9				3
			91	1903	25		103		158		0R	70S				80		
			92				105		157							100		
			93	1044	47				147									3
			95	100	2	61.5			139	20MR	20S		6					183
			96	82	1													
			97	40	1			80										
			98								20S	0S					*	S
114	OWW76122 *-05P-3H-0P		1				95		157						80			
	YMH/63-112-66-2//CERCO		2	4800	74		125		167				3		94			
			5				100		333		70S	20S						
			6						314									
			7	1833	33		108		315		30MR	80						
			9								0R	90VS						
			101				67	0	150					5				
			103	3654	77		90		140		40S			5	77	100		215
			10				102		163				2			80		

TABLE 2. TABULATION OF ALL AGRONOMIC CHARACTERISTICS MEASURED FOR ALL ENTRIES AT ALL LOCATIONS REPORTING RESULTS OF THE 10TH INTERNATIONAL WINTER X SPRING WHEAT SCREENING NURSERY

ENTRY	PEDIGREE	SEED TYPE	LOC	YIELD (KG/HA)	%OF CK	TEST WT OR 1000 KW	PL HT (CM)	LODG (%)	DAYS TO FLOWER	PUC S	PUC R	PUC G	SEPT T	E G T	STAND EST	WNT HDNS (%)	SEL	MISC
114 CONTINUED			14	4125	14	33.5	79		138		0R			2				0
			15													40		
			16				105									100		
			17													0		0
			18	4336	85	81.2	115		325		40S						*	
			19								30MR	90S						
			20				90		154									
			22			11.4	109		137		0 R			S				MR
			23				110		146		25S					100		
			25				105		138		60MS		6	8	87	100		
			26				110		133	1MR			5		73			
			27				93		128									
			29							15MR		30S						
			32															W
			34													0		
			35	5980	95		120		153		40S	50S		4				
			36	7520	116				158	1	1		4	2				
			37	6327	84	43	105		161		60MS		5	4				77.2
			38				105		155		10S		2					G
			39				85		154	40MS				3	95	100		
			41				95		138			20MS						
			42				100		142		99	99		6				
			43				115	100	136					9		10		
			46	3535	59		90		152			25S				100		
			48						179		5S					99		
			51	550	14	40.0	97		140						100	50		45 270
			53	1600	44	68.5	85		111									
			54								40S	20MS						SV
			55						185		30S	50S						
			57															W
			59				81		328						60			
			62			68	90		193			40S	7					38
			64	4650	79		110	39	151		40S			2	100	100		
			65	6025	82	40	105		146		80		6	2		100		2 78.9
			66					5	122						70			
			67				92		138									4
			68				110		158		30S	90S						9 1
			69						155									188
			71	4000	85	30.6	110	20	163		70		3	7		100		6 42
			72	4669	122		100		135	20MR						90		SP
			77				95		152									
			78				95		135							80		
			80				90					40S						
			81									80S						

TABLE 2. TABULATION OF ALL AGRONOMIC CHARACTERISTICS MEASURED FOR ALL ENTRIES AT ALL LOCATIONS REPORTING RESULTS OF THE 10TH INTERNATIONAL WINTER X SPRING WHEAT SCREENING NURSERY

ENTRY	PEDIGREE	SEED TYPE	LOC	YIELD (KG/HA)	%OF CK	TEST WT OR 1000 KW	PL HT (CM)	LODG (%)	DAYS TO FLOWER	PUC S	PUC R	PUC G	SEPT T	E G T	STAND EST	WNT HDNS (%)	SEL	MISC
114 CONTINUED																		
			85	3069	80	73	97		151						80	100		
			86				110				60S					100		3
			87								30		7	9				4
			91	2375	32		110		162		0S	90S				90		
			92				103		166							100		
			93	378	17				155									4
			95	120	2	59.7			144	10MR	50S		5					190
			96	75	1													
			97	106	1	61.4												
			98															W
115 SWM742131*-02H-2P-1P-0P		SW	1				90		157	99S					85			
MARIS NIMROD/GRAJO S			2	5600	86		126		166				2		96			
			5				110		338		70S	30S						
			6						314									
			7	1911	35		110		315		40MS	80						
			9							5MS	0R	20MS						
			101				82	0	148					4				
			103	3597	75		95		140					0	80	100	*	230
			10				102		161	5MR			1			80		
			14	2638	9	37.0	86		136		0R							0
			15													50		
			16				110									100	*	
			17													0		0
			18	5069	99	80.8	115		324	90MR	20S							
			19								40S	90S						
			20				90		154									
			22			12.8	107		132	0MS				R				MS
			23				115		142	40MS	5S					100		
			25				105		137	50MS			7	0	83	100		
			26				105	100	132		30MS		9		65			
			27				97		125	5MS								
			29							80MS		30S						
			32							20MS								W
			34													0		
			35	5360	85		120	30	152		1R	40S		4				
			36	6549	101				158	1	1		3	4				
			37	6419	85	38	110	20	160	10MR	1R		3	1				77.6
			38				105		155	80S								P
			39				105		156	10MR				5	95	100		
			41				97		134			20MS						
			42				111		143		65	99		4				
			43				115	100	135					5				
			46	4736	79		100		153	10MR						100		

TABLE 2. TABULATION OF ALL AGRONOMIC CHARACTERISTICS MEASURED FOR ALL ENTRIES AT ALL LOCATIONS REPORTING RESULTS OF THE 10TH INTERNATIONAL WINTER X SPRING WHEAT SCREENING NURSERY

ENTRY	PEDIGREE	SEED TYPE	LOC	YIELD (KG/HA)	%OF CK	TEST WT OR 1000 KW	PL HT (CM)	LODG (%)	DAYS TO FLOWER	PUC S	PUC R	PUC G	SEPT T	E G T	STAND EST	WNT HDNS (%)	SEL	MISC
115 CONTINUED																		
			48						178		5S					99		
			51	1470	36	39.6	96		140						90	10		28 550
			53	1440	40	60.0	85		109									
			54								40S	1R						SV
			55				115		198		15S	10R						
			57															S
			59				84		325	99S					65			
			62			72	80		205	10MR		1					*	40
			64	7720	132		110	50	147					2	100	100		
			65	7400	101	46	110		144		10		6	1		100		2 80.3
			66					10	123						70			
			67				86		139									5
			68				106		153		50S	30S						8 1
			69	5499	86	55.4			156								*	188
			71	2813	60	29.2	105	85	163	1MS			5	0		100		6 35
			72	5003	130		110		133	0R						80	*	SP
			77				100		152									
			78				90		136							80		
			80				100		150			40S						
			81									80S						
			85	2681	70	75	100		150						85	100		
			86				105				70S					100		4
			87								1		7	6				2
			91	3111	41		110		161		0S	50S				95		
			92				103		164							100		
			93	778	35				153									5
			95	109	2	59.5			144	90S	1MR		7					189
			96	73	1													
			97	94	1	61.9												
			98															W
116	SWM742234*-07P-2H-1H-0S S148/PICH S	SW	1				90		140	40S					60			
			2	4000	62		110		154				2		94			
			5				105		328		40MS							
			6						290									
			7	2422	44	63.9	103		302		50S	70						
			9								0R	50S						
			101	3750	75	33.6	75	20	143					6			*	
			103	3198	67		88		138		65S			5	64	100		205
			10				100		159	1R			1			60		
			12	441			70		269		10MR			5			*	4 4 4
			14	2625	9	34.6	75		136		0R			2				0
			15													60		
			16				105									100		

TABLE 2. TABULATION OF ALL AGRONOMIC CHARACTERISTICS MEASURED FOR ALL ENTRIES AT ALL LOCATIONS REPORTING RESULTS OF THE 10TH INTERNATIONAL WINTER X SPRING WHEAT SCREENING NURSERY

ENTRY	PEDIGREE	SEED TYPE	LOC	YIELD (KG/HA)	%OF CK	TEST WT OR 1000 KW	PL HT (CM)	LODG (%)	DAYS TO FLOWER	PUC S	PUC R	PUC G	SEPT T	E G T	STAND EST	WNT HDNS (%)	SEL	MISC
116 CONTINUED																		
			17													44	*	2276
			18	6036	118	80.1	110		312	10MR								
			19									90S						
			20				95		142									
			22			23.1	100		126		0MR			MS				MS
			23				112		135	60MR	10S					100		
			25				111		130	40MS	80S		6	5	85	100		
			26				115		127	1MR	20MS		5		67			
			27				96		115	5MS								
			29									25S						
			32							1R								W
			34													4		
			35	5900	94		115		147		50S	40S		5				
			36	6882	106				157	1	1		2	3				
			37	5502	73	43	110	5	159		50MS		3	6				78.1
			38				100		152	60S			7					FG
			39				105		156	10MR				5	95	100		
			41				92		127									
			42				105		139		10	30		7				
			43				115	100	129		10MR			5				
			46	3935	66		85		143	5S		5MS				95		
			48						177		1R					99		
			51	2200	54	40.8	92		143						95	60		45 280
			53	1960	54	67.5	86		99									
			54								60S	1R						NV
			55						198		30S	20S						
			57															MS
			59				89		320	20R					70			
			62			81	90		180			5S					*	51
			64	3990	68		105	50	146		40S			4	75	100		
			65	6188	84	44	105		144		50		7	3		90		2 81.1
			66					25	104						65			
			67				85		137									5
			68			70.6	114		146		5MS	60S						7 1
			69						153									188
			71	4375	93	39.7	100	20	162		10		3	5		90		5 27
			72	4336	113		100		124	40MR						80		E
			77				85		147									
			78	3075	92		95		128							80	*	
			80				90		147			40S						
			81									99S						
			85	3114	81	75	109		149						80	100		
			86				105		146		50S					90		4
			87								1		7	8				2
			91	4598	61		109		158		0S	60S				95		
			92	2678	80		104		162							100		
			93	1678	75				143									2
			95	103	2	58.7			132	50S	20S		6					183

TABLE 2. TABULATION OF ALL AGRONOMIC CHARACTERISTICS MEASURED FOR ALL ENTRIES AT ALL LOCATIONS REPORTING RESULTS OF THE 10TH INTERNATIONAL WINTER X SPRING WHEAT SCREENING NURSERY

ENTRY	PEDIGREE	SEED TYPE	LOC	YIELD (KG/HA)	%OF CK	TEST WT OR 1000 KW	PL HT (CM)	LODG (%)	DAYS TO FLOWER	PUC S	PUC R	PUC G	SEPT T	E G T	STAND EST	WNT HDNS (%)	SEL	MISC
117	SWM743155*-02S-2H-1S-0P	SW	1				98		150						70			
	YMH/BOLILLO S		2	4720	73		128		156				1		95			
			5				105		326		50S							
			6						286									
			7	2689	49	68.0	113		307		60S	15						
			9								0R	10MS						
			101				85	0	144					8				
			103	2684	56		90		140		25S			5	74	100		220
			10				105		165				1			70		
			12	175			70		263		15R	10MR		6				5 3 7
			14	1788	6	32.1	87		138		0R			4				2
			15													5		
			16				103									95		
			17													0		0
			18	8938	175	79.9	130		314								*	
			19							5S		60S						
			20				100		142									
			22			18.7	110	20	131	0 R	0 R			MS				MR
			23				114		142	30R	5MS					80		
			25				115		133	20X	40MS		7		73	100		
			26				120	100	127	1MR	10MS		5		64			
			27				105		116	5S								
			29							10R		1R					*	
			32							1R								S
			34													0		
			35	6000	95		120	40	153		5MR	50S		5				
			36	6882	106				160	1	1		3	2				
			37	6144	82	42	115	20	160		1R		6	5				78.8
			38				110		154	60S			7					FG
			39				115		154	10MR				5	95	100		
			41				103		127		5	10MS						
			42				105		143		99	99		7				
			43				115	100	132					7		10		
			46	4336	72		95		148			0MR				100		
			48						179		5S					75		
			51	1740	43	38.1	94		145						100	10		35 335
			53	1440	40	64.5	84		98									
			54								70S	5R						V
			55				120		201		20S							
			57														*	
			59				89		328	5R					70			
			62			69	80		152	1			9				*	43
			64	3620	62		115	63	150		40S			3	75	100		
			65	7250	99	42	115	10	144		70		7	3		70		2 80.5

TABLE 2. TABULATION OF ALL AGRONOMIC CHARACTERISTICS MEASURED FOR ALL ENTRIES AT ALL LOCATIONS REPORTING RESULTS OF THE 10TH INTERNATIONAL WINTER X SPRING WHEAT SCREENING NURSERY

ENTRY	PEDIGREE	SEED TYPE	LOC	YIELD (KG/HA)	%OF CK	TEST WT OR 1000 KW	PL HT (CM)	LODG (%)	DAYS TO FLOWER	PUC S	PUC R	PUC G	SEPT T	E G T	STAND EST	WNT HDNS (%)	SEL	MISC
117 CONTINUED																		
			66					35	110						70			
			67				87		138									6
			68			74.0	121		150		10S	60S						2 0
			69						157									190
			71	3000	64	30.5	100	70	162	50S			5	5		90		5 24
			72	4669	122		100		124	0R						80	*	E
			77				95		149									
			78				90		134							60		
			80				105		147			40S						
			81									99S						
			85	2337	61	71	105		152						80	100		
			86				40				10S					20		5
			87								1		7	8				2
			91	2445	32		112		162		0R	50S				90		
			92				106		165							100		
			93	1478	66				146									2
			95	125	2	60.3			138	20MR	1MR		5					189
			96	91	1	60.4												
			97	88	1	61.1		10										
			98								20MR	0S						I
118	SWM743646*-12P-1H-2H-0H	SW	1				80		150						70			
	CAR61-1523/DRU//BB-4 S		2	4160	64		116		156				3		95			
			5				95		326			20S						
			6						293									
			7	1811	33		103		307		5R	30						
			9								0R	5MS						
			101				79	20	149					2				
			103	2969	62		90		138					1	81	100	*	210
			10				101		157	1R			1			70	*	
			14	1313	4	36.0	77		140		0R			2				3
			15													10		
			16				96									95		
			17													0		0
			18	5903	116	74.5	120		319								*	
			19									80S						
			20				95		141									
			22			18.8	98	20	132	0 R				MS				MR
			23				96		139	5R						91		
			25				100		131	30MS			7	0	69	100		7
			26				100	90	126	1MR	20MS		9		74			
			27	5420	88	33.0	98		115									
			29							10R		25S						
			32							5MR								S

TABLE 2. TABULATION OF ALL AGRONOMIC CHARACTERISTICS MEASURED FOR ALL ENTRIES AT ALL LOCATIONS REPORTING RESULTS OF THE 10TH INTERNATIONAL WINTER X SPRING WHEAT SCREENING NURSERY

ENTRY	PEDIGREE	SEED TYPE	LOC	YIELD (KG/HA)	%OF CK	TEST WT OR 1000 KW	PL HT (CM)	LODG (%)	DAYS TO FLOWER	PUC S	PUC R	PUC G	SEPT T	E G T	STAND EST	WNT HDNS (%)	SEL	MISC
118 CONTINUED																		
			34													0		
			35	8100	128		115		150		0R	40S		3				
			36	7992	123				160	1	1		3	2				
			37	4585	61	43	100	40	160		5R		4	2				73.4
			38				100		152	40S			8					FG
			39				100	5	153	25MR				1	95	100		
			41				105		131		5	20MS						
			42				98		142		80	90		7				
			43				110	100	132					5				
			46	5670	94		95		148	10S						100		
			48						174		5MR					75		
			51	305	8	19.6	80		138						100	10		57 300
			53	1560	43	64.0	85		103									
			54								10MR	10MR						SV
			55						190		1R	1S						
			57															VS
			59				87		325						55			
			62			65	75		145	1							*	48
			64	7630	130		100	26	144					2	100	100		
			65	6275	85	42	100		141		70		7	1		80		3 75.9
			66					30	118						65			
			67				94		137									5
			68			69.4	104		147			10MS						1 3
			69						153									189
			71	3625	77	31.9	95	80	157	40MS			5	3		100		5 43
			72	4336	113		100		126	20MR						70		E
			77				80		149									
			78				90		134							60		
			80				90		147			40S						
			81									99S						
			85	2936	77	66	98		148						90	100		
			86				95		149		1MS					40		5
			87								1		7	7				3
			91	2153	29		95		160		0R	50S				80		
			92	1533	46		99		156							100		
			93	944	42				151									3
			95	133	2	56.2			140	10MR	0R		6					188
			96	99	2	56.1												
			97	94	1	58.0		20					7					
			98								10MR	0S						I
119	AU//MINN/HK/3/38MA/4/YMH/ERA	SW	1				70		150	65S					60			
			2	3360	52		77		152				5		96			
			5				60		333		50S							

TABLE 2. TABULATION OF ALL AGRONOMIC CHARACTERISTICS MEASURED FOR ALL ENTRIES AT ALL LOCATIONS REPORTING RESULTS OF THE 10TH INTERNATIONAL WINTER X SPRING WHEAT SCREENING NURSERY

ENTRY	PEDIGREE	SEED TYPE	LOC	YIELD (KG/HA)	% OF CK	TEST WT OR 1000 KW	PL HT (CM)	LODG (%)	DAYS TO FLOWER	PUC S	PUC R	PUC G	SEPT T	E G T	STAND EST	WNT HDNS (%)	SEL	MISC
119 CONTINUED																		
			6						289									
			7	1822	33		125		295		90MS	30						
			9								0R	5R						
			101				63	0	143					8				
			103	2741	57		60		138		40S			7	77	100		265
			10				76		158				1			70	*	
			14	4075	14	34.3	60		137		0R			4				0
			15													60		
			16				75									100	*	
			17													23		1290
			18	4169	82	78.1	80		312	80S								
			19							20S		40M						
			20				80		142									
			22			16.1	78		126					MS				MS
			23	1012	25	28.1	79		139	5R	5S					100		
			25				70		132				7	7	78	100		6
			26				85		128	1MR			9		68			
			27	3987	65	27.2	80		119									
			29														*	
			32							1R								W
			34													4		
			35	6180	98	31.1	90		150		0R	0R		5			*	
			36	6383	98				162	1	1		5	2				
			37	6878	91	36	90		158	10MR	30MR		3	5				75.6
			38				85		152	60S			5					G
			39				80		156	10MS				3	100	100		
			41				80		129									
			42				74		142		10	10		8				
			43				80	100	132					9				
			46	4602	77		65		148			0R				100		
			48	4623	94	33.3			177		5MR					99	*	
			51	4900	121	36.6	72		140						100	95		39 550
			53	1560	43	67.0	70		103									
			54								1R	1R						NV
			55				80		190		20S							
			57															S
			59				77		325	30X			7		55			
			62			71	75		141	5R							*	39
			64	2480	42		70	13	146		40S			7	100	100		
			65	7188	98	42	85		144		50		5	6		100		8 80.5
			66					5	111						70			
			67	5187	75		87		136									5
			68			70.8	85		147									2 0
			69						153									18E

TABLE 2. TABULATION OF ALL AGRONOMIC CHARACTERISTICS MEASURED FOR ALL ENTRIES AT ALL LOCATIONS REPORTING RESULTS OF THE 10TH INTERNATIONAL WINTER X SPRING WHEAT SCREENING NURSERY

ENTRY	PEDIGREE	SEED TYPE	LOC	YIELD (KG/HA)	%OF CK	TEST WT OR 1000 KW	PL HT (CM)	LODG (%)	DAYS TO FLOWER	PUC S	PUC R	PUC G	SEPT T	E G T	STAND EST	WNT HDNS (%)	SEL	MISC
119 CONTINUED																		
			71	2000	43	26.1	70	0	157	15S			9	7		100		6 22
			72	5003	130		75		125	0R						90		SP
			77				65		149									
			78	2725	81		75		130							90	*	
			80				70		150									
			81							10S				9				
			85	2936	77	73	71		148						85	100		
			86				83		149		60S					60		5
			87						145		1		4	5				2
			91	2389	32		89		157		0R	50S				95		
			92	3177	95		83		156							100		
			93	1455	65				143									3
			95	99	2				136	30MR			8					181
			96	93	2	61.1												
			97	100	1	61.2							8					
			98															W
121	OWW70226-1E4-1H-0H H68-406/YMH	SW	1				85		152	99S					75			
			2	8800	136		117		162				5		94			
			5				85		338									
			6						309									
			7	2989	54	61.0	95		306		10MS	40						
			9								0R	80S						
			101				73	0	145					4				
			103	3540	74		89		138					5	78	100		215
			10				96		156				1			80	*	
			14	1113	4	32.9	66		139		0R			1				1
			15													40		
			16				86									100	*	
			17													4		240
			18	4702	92	79.2	110		319								*	
			19									70S						
			20				90		142									
			22			16.0	85		130					MS				MS
			23	4022	99	29.3	100		139		1R					98		
			25				95		132	60S			7	6	86	100		
			26				113	100	128	10M			5		77			
			27	3987	65	31.2	98		121									
			29									5MS					*	
			32															W
			34													0		
			35	6570	104		110		145		0R	30MS		4				
			36	8020	124				157	1	2		3	4				
			37	5961	79	44	95		158	70S	1R		4	4				75.0

TABLE 2. TABULATION OF ALL AGRONOMIC CHARACTERISTICS MEASURED FOR ALL ENTRIES AT ALL LOCATIONS REPORTING RESULTS OF THE 10TH INTERNATIONAL WINTER X SPRING WHEAT SCREENING NURSERY

ENTRY	PEDIGREE	SEED TYPE	LOC	YIELD (KG/HA)	%OF CK	TEST WT OR 1000 KW	PL HT (CM)	LODG (%)	DAYS TO FLOWER	PUC S	PUC R	PUC G	SEPT T	E G T	STAND EST	WNT HDNS (%)	SEL	MISC
121 CONTINUED																		
			38				95		154	20S			3					FP
			39				90		150	40MR				1	95	100		
			41				102		127			30MS						
			42				95		139		30	95		8				
			43				100	40	130					5		10		
			46	3769	63		75		144			25S				100		
			48						174		5MR					75		
			51	3350	83	40.5	97		142						95	70		23 475
			53	920	26		72		108									
			54								1R	5MR						NV
			55						185		1MR	20S						
			57															S
			59				85		323						65			
			62			75	80		182				3					49
			64	7620	130		85		143					3	75	100		
			65	9088	124	50	100		144		70		7	6		90	*	6 78.9
			66					15	117						75			
			67	6187	89		90		135									4
			68			71.2	110		153			60S						1 1
			69	5442	85	62.0			151								*	188
			71	4625	99	38.5	100	30	157	10R	20		2	5		100		5 32
			72	5336	139		100		126	0R						80	*	SP
			75						L									VF
			77				85		149									
			78				100		132							80		
			80				80		147			40S						
			81									99S						
			85	2969	78	74	97		147						90	100		
			86				95		150		10MR					90		4
			87								1		6	8				2
			91	3792	50		103		157		0S	80S				100		
			92	4011	120		98		157							100		
			93	1255	56				147									3
			95	119	2	58.4			139	10MR	5MR		5					183
			96	85	1													
			97	93	1	61.5												
			98															W
122	OWW77510 * -5H-0P	4W	1				85		155						75			
	ASP/7C/3/YMH/NCO//DRC/TSPL		2	4800	74		95		166				4		97			
			5				65		338		80S	20S						
			6						309									
			7	556	10		90		308		70S	70						
			9								50S	30S						

TABLE 2. TABULATION OF ALL AGRONOMIC CHARACTERISTICS MEASURED FOR ALL ENTRIES AT ALL LOCATIONS REPORTING RESULTS OF THE 10TH INTERNATIONAL WINTER X SPRING WHEAT SCREENING NURSERY

ENTRY	PEDIGREE	SEED TYPE	LOC	YIELD (KG/HA)	%OF CK	TEST WT OR 1000 KW	PL HT (CM)	LODG (%)	DAYS TO FLOWER	PUC S	PUC R	PUC G	SEPT T	E G T	STAND EST	WNT HDNS (%)	SEL	MISC
122 CONTINUED																		
		101					70	0	145					8				
		103		2684	56		70		139		40S			7	85	100		240
		10					92		158				5			80	*	
		14		3975	14	36.8	70		141		5S			1				2
		15														45		
		16					86									98		
		17														0		0
		18		3068	60	81.2	95		321	80S								
		19									20S	80S						
		20					80		148									
		22				12.9	93		130	0 R	0MR			S				MR
		23					85		139	80MS	10S					100		
		25					80		134	99S	80S		7	8	78	100		
		26					95		129	1MR	80MS		9		82			
		27					90		120	10MS								
		29								80S		5MS						
		32																W
		34														0		
		35		6150	97		95		150		50S	0R		6				
		36		6727	104				160	4	3		5	6				
		37		5685	76	40	100		160	30MR	99VS		3	7				77.3
		38					90		154	60S			6					FG
		39					90		156	40MS				3	100	100		
		41					85		131			30MS		4				
		42					86		143		99	99		8				
		43					95		136					7		10		
		46		2401	40		60		148			5MR				100		
		48							176		25S					75		
		51		2970	74	37.0	87		143						95	70		22 420
		53		1560	43	65.5	72		109									
		54									40MS	99S						SV
		55					90		190		40S	60S						
		59					81		328	99S					65			
		62				66	70		200	10MS			1					35
		64		3440	59		90		146		65S			4	100	100		
		65		7213	98	38	90		144		90		7	9		80	*	3 80.7
		66						10	119						70			
		67					78		138									6
		68				70.2	92		155		10S	90S						2 1
		69							156									188
		71		1813	39	29.9	90	0	158	75S			9	5		100		8 35
		72		5003	130		90		126	0R						70	*	SP
		77					80		152									
		78					80		135							70		

TABLE 2. TABULATION OF ALL AGRONOMIC CHARACTERISTICS MEASURED FOR ALL ENTRIES AT ALL LOCATIONS REPORTING RESULTS OF THE 10TH INTERNATIONAL WINTER X SPRING WHEAT SCREENING NURSERY

ENTRY	PEDIGREE	SEED TYPE	LOC	YIELD (KG/HA)	%OF CK	TEST WT OR 1000 KW	PL HT (CM)	LODG (%)	DAYS TO FLOWER	PUC S	PUC R	PUC G	SEPT T	E G T	STAND EST	WNT HDNS (%)	SEL	MISC
122 CONTINUED																		
			80				75		148			60S						
			81									99S						
			85	2769	72	73	89		150						90	100		
			86				80		154		30S					80		6
			87								10		7	7				2
			91	1625	22		91		160		0S	80S				100		
			92	2844	85		83		159							100		
			93	622	28				152									5
			95	101	2	59.8			142	40MS	5MR		7					187
			96	96	2	59.6												
			97	93	1	61.9												
			98															W
123	OWW76061 *-02P-2H-0P ND/P101//TJB 368/251	HW	1				68		160	99S					65			
			2	3200	49		101		168				3		92			
			5				95		342		20MS	50S						
			6						314									
			7	1633	30		93		314		50S	90						
			9								0R	90S						
			101				75	0	152					1				
			103	3083	65		73		140		25S			0	73	100		175
			10				85		164				1			70	*	
			14	3538	12	41.5	71		141		0R							0
			15													55		
			16				88									98		
			17													0		136
			18	5536	108	76.8	100		325		10MS						*	
			19									90S						
			20				80		155									
			22			25.1	91	20	132	0 R								MR
			23				89		142		1R					100		
			25				95		137	15MS			8	0	80	100		
			26				105	90	135	20M	1MS		8		94			
			27	5069	83	36.0	89		125									
			29									40S						
			32															W
			34													3		
			35	6190	98		105		155		50S	70S		1				
			36	8769	135				162	1	1		3	1				
			37	7336	98	50	95		163		1R		5	1				73.8
			38				90		156	5R			4					FG
			39				85		158	40MS				5	85	100		
			41				85		138			40MS						
			42				88		145		99	99		1				

TABLE 2. TABULATION OF ALL AGRONOMIC CHARACTERISTICS MEASURED FOR ALL ENTRIES AT ALL LOCATIONS REPORTING RESULTS OF THE 10TH INTERNATIONAL WINTER X SPRING WHEAT SCREENING NURSERY

ENTRY	PEDIGREE	SEED TYPE	LOC	YIELD (KG/HA)	%OF CK	TEST WT OR 1000 KW	PL HT (CM)	LODG (%)	DAYS TO FLOWER	PUC S	PUC R	PUC G	SEPT T	E G T	STAND EST	WNT HDNS (%)	SEL	MISC
123 CONTINUED																		
			43				90	10	137					0				
			46	4936	82		90		151			25MS				100		
			48						180		10S					99		
			51	2910	72	43.0	94		143						100	70		565
			53	1440	40	61.5	70		110									
			54								20MS	30S						SV
			55						199		10S	30S						
			59				75		329	5R					60			
			62			67	65		200			20S	7				*	50
			64	7040	120		95		149		1R			2	100	100		
			65	7725	105	44	95		147		60		7	1		90	*	3 76.5
			66					15	119						65			
			67				81		143									5
			68			65.0	103		157		5MS	70S						1 5
			69						157									189
			71	5938	127	40.5	90	25	162	1R	20		2	8		100		4 41
			72	5003	130		100		136	0R						80		E
			77				80		154									
			78				90		138							80		
			80				75					60S						
			81									99S						
			85	3119	81	67	91		152						90	100		
			86				95				60S					100		3
			87								1		6	2				1
			91	2528	34		97		162		0S	90S				100		
			92	2955	88		86		162							100		
			93	489	22				155									5
			95	120	2	57.9			145	20MR	5MR		6					188
			96	96	2	58.2												
			97	114	2	59.4												
			98															W
124	OWW750239*-07P-2P-1Y-0H	HW	1				65		150						75			
	TJB 240-1834/YMH		2	4800	74		102		164				3		94			
			5				75		342		80S	50S						
			6						314									
			7	1744	32	62.2	91		315		50MR	80						
			9								70MS	90VS						
			100														*	
			101				68	0	148					7				
			103	2741	57		74		139					7	68	100		225
			10				87		156				1			80	*	
			14	1313	4	31.5	68		141		0R			4				1
			15													75		

TABLE 2. TABULATION OF ALL AGRONOMIC CHARACTERISTICS MEASURED FOR ALL ENTRIES AT ALL LOCATIONS REPORTING RESULTS OF THE 10TH INTERNATIONAL WINTER X SPRING WHEAT SCREENING NURSERY

ENTRY	PEDIGREE	SEED TYPE	LOC	YIELD (KG/HA)	%OF CK	TEST WT OR 1000 KW	PL HT (CM)	LODG (%)	DAYS TO FLOWER	PUC S	PUC R	PUC G	SEPT T	E G T	STAND EST	WNT HDNS (%)	SEL	MISC
124 CONTINUED																		
			16				83									98		
			17													1		8
			18	3168	62	73.6	95		322	90S								
			19								5S	90S						
			20				80		152									
			22			15.6	80		132	0MR				MS				MR
			23				85		140	80MR	5S					100		
			25				80		134	80S	70MS		7	9	59	100		
			26				95		129		60S		9		65			
			27				83		121	5MS								
			29							40MS		30S						
			32															W
			34													0		
			35	4580	73		95		151		30MS	50S		7				
			36	6383	98				160	1	4		3	7				
			37	5135	68	40	100		160	5MR	70MS		4	4				73.8
			38				90		154	60S			6					P
			39				110		158	40MS				5	85	100		
			41				80		131		10	50MS		3				
			42				80		144		99	99		8				
			43				95		133					9				
			46	5803	97		80		150			20S				100		
			48						176		5S					99		
			51	1850	46	40.8	86		138						95	30		29 370
			53	2200	61	69.5	71		104									
			54								20MR	10MR						NV
			55				90		195		10S	40S						
			59				65		329						50			
			62			69	80		191			1	3				*	44
			64	5690	97		85		144		65S			6	100	100		
			65	8588	117	42	85		141		90		9	8		100	*	8 79.9
			66					10	118						70			
			67	5187	75		74		137									4
			68			71.0	95		155		10MR	99S						0 0
			69						156									187
			71	2813	60	28.2	90	0	158	5S			9	7		90		6 41
			72	5670	148		80		133	0R						70		SP
			77				80		152									
			78				75		133							80		
			80				80					60S						
			81									99S						
			85	3386	88	72	87		150						90	100		
			86				85				30S					100		4
			87								5		6	8				4
			91	2445	32		96		161		0S	95S				100		
			92	3033	90		83		159							100		
			93	556	25				154									5
			95	122	2	59.0			144	20MR	20S		7					188

TABLE 2. TABULATION OF ALL AGRONOMIC CHARACTERISTICS MEASURED FOR ALL ENTRIES AT ALL LOCATIONS REPORTING RESULTS OF THE 10TH INTERNATIONAL WINTER X SPRING WHEAT SCREENING NURSERY

ENTRY	PEDIGREE	SEED TYPE	LOC	YIELD (KG/HA)	%OF CK	TEST WT OR 1000 KW	PL HT (CM)	LODG (%)	DAYS TO FLOWER	PUC S	PUC R	PUC G	SEPT T	E G T	STAND EST	WNT HDNS (%)	SEL	MISC
125	OWW76085 *-01P-1H-0P		1				78		165						60			
	TJB 801/1332//1523 DRC OWF/		2	3600	56		102		166				5		92			
	6720-59-13		5				75		343		80S	40S						
			6						309									
			7	1911	35	60.0	85		325		60MR	80						
			9								0R	80S						
			101				71	0	151					0				
			103	2627	55		78		142		10S			1	76	100		230
			10				102	20	165				1			70		
			14	313	1	27.8	57		140		0R							0
			15													40		
			16				97									100		
			17													0		8
			18	6170	121	76.5	105		329	5MR	20S							
			19									60S						
			20				85		154									
			22			9.0	80		134	0 R	0 R			MR				
			23				91		146		10R					97		
			25				85		138	10MS			8		53	100		
			26				106		126				8		76			
			27				80		128	1MR								
			29							15MR		30S						
			32															W
			34													0		
			35	4300	68		105		155		40	0R		3				
			36	7021	108				160	1	1		3	2				
			37	7336	98	32	115	20	158		1R		7	1				68.8
			38				100		157	10R			3				*	VG
			39				100		156	40MR				3	90	100		
			41				83		138		5	50MS						
			42				91		146		95	95		3				
			43				100	10	137					3				
			46	3869	64		75		150			0R				100		
			48						183		10S					99		
			51	1080	27	33.0	87		138						95	10		30 315
			53	760	21		72	20	114									
			54								10MR	1R						NV
			55								5MR	1S						
			57															W
			59				85		329	5R					55			
			62			70	85		212	1		5S	3				*	42
			64	3980	68		90	63	150		10S			1	100	100		
			65	7500	102	36	100	10	146		70		6	2		90		2 77.5
			66					10	129						65			

TABLE 2. TABULATION OF ALL AGRONOMIC CHARACTERISTICS MEASURED FOR ALL ENTRIES AT ALL LOCATIONS REPORTING RESULTS OF THE 10TH INTERNATIONAL WINTER X SPRING WHEAT SCREENING NURSERY

ENTRY	PEDIGREE	SEED TYPE	LOC	YIELD (KG/HA)	%OF CK	TEST WT OR 1000 KW	PL HT (CM)	LODG (%)	DAYS TO FLOWER	PUC S	PUC R	PUC G	SEPT T	E G T	STAND EST	WNT HDNS (%)	SEL	MISC
125 CONTINUED																		
			67				80		144									6
			68				90		166			30S						1 6
			69						158									190
			71	3625	77	36.1	95	30	165	1MS	10		3	3		100		7 46
			72	5336	139		95		136	0R						80		SP
			77				80											
			78				80		136							70		
			80				90					40S						
			81									99S						
			85	2337	61	65	92		154						75	100		
			86				86				30S					80		5
			87								1		4	2				1
			91	1667	22		97		164		0S	80S				100		
			92	2366	71		100		164							100		
			93	478	21				156									5
			95	129	2	57.7			146	10MR	10MR		4					192
			96	91	1	55.3												
			97	112	2	58.8												
			98															W
126	OWW750263*-03P-1P-1H-0P	HW	1				80		160						70			
	TJB 368-268/YMH		2	4400	68		95		168				5		95			
	1		5				80		348		70S	50S						
			6						314									
			7	1855	34		93		324		50MS	50						
			9								0R	90VS						
			101				59	0	150					1				
			103	3483	73		80		140		65S			0	75	100		215
			10				88		165				2			70	*	
			14	2413	8	32.9	76		138		0R							1
			15													80		
			16				83									100		
			17													2		697
			18	5269	103	74.1	105		326		50S						*	
			19								10S	90S						
			20				85		159									
			22			18.1	97		133	0 R	0MR							MR
			23				97		142		5MS					100		
			25				90		139	15MS	99S		7		69	100		
			26				106	90	135	30MS	1R		5		89			
			27				85		123	5MS								
			29							40MS		30S						
			32							1R								W
			34													17		

TABLE 2. TABULATION OF ALL AGRONOMIC CHARACTERISTICS MEASURED FOR ALL ENTRIES AT ALL LOCATIONS REPORTING RESULTS OF THE 10TH INTERNATIONAL WINTER X SPRING WHEAT SCREENING NURSERY

ENTRY	PEDIGREE	SEED TYPE	LOC	YIELD (KG/HA)	%OF CK	TEST WT OR 1000 KW	PL HT (CM)	LODG (%)	DAYS TO FLOWER	PUC S	PUC R	PUC G	SEPT T	E G T	STAND EST	WNT HDNS (%)	SEL	MISC
126 CONTINUED																		
			35	4010	64		100		155		70S	0R		2				
			36	7076	109				160	1	1		4	2				
			37	6602	88	39	90		164		90VS		4	5				69.4
			38				85		157		10S		2					G
			39	5200	132	47	105		158	5MR				3	95	100	*	
			41				80		138		10	50MS						
			42	3182	63		88		146		99	99		1				
			43				95		137		10MR			3				
			46	4002	67		80		152			5MS				100		
			48						179		25S					99		
			51	2650	66	40.0	92		138						100	70		31 505
			53	1560	43	58.5	70		113									
			54								30MR	10S						NV
			55				95		197		15S	30S						
			59				68		330	40MS					65			
			62			68	80		201				3					40
			64	4660	80		95	13	151		65S			2	100	100		
			65	6588	90	46	85		146		50		5	1		70		3 74.9
			66					5	124						70			
			67				67		144									5
			68			63.4	100		159		1S	90S						0 5
			69						157									190
			71	4125	88	31.2	80	20	162		70		3	1		100		5 41
			72	5336	139		90		130	0R						80		E
			77				70											
			78				75		138							60		
			80				80					40S						
			81									99S						L
			85	2553	67	67	87		153						85	100		
			86				95				30S					100		3
			87								5		6	6				1
			91	833	11		97		163		0S	60S				100		
			92	2733	81		85		163							100		
			93	533	24				156									5
			95	108	2	56.0			146	10MR	10MR		7					193
			96	93	2	57.9												
			97	102	1	56.0							9					
			98															W
127	OWW750263*-04P-2H-1H-0P	HW	1				78		159						80			
	TJB 368-268/YMH		2	4400	68		108		164				4		93			
			5				85		348		80S	50S						
			6						309									
			7	3866	70	62.4	100		313		50MS	60						

TABLE 2. TABULATION OF ALL AGRONOMIC CHARACTERISTICS MEASURED FOR ALL ENTRIES AT ALL LOCATIONS REPORTING RESULTS OF THE 10TH INTERNATIONAL WINTER X SPRING WHEAT SCREENING NURSERY

ENTRY	PEDIGREE	SEED TYPE	LOC	YIELD (KG/HA)	%OF CK	TEST WT OR 1000 KW	PL HT (CM)	LODG (%)	DAYS TO FLOWER	PUC S	PUC R	PUC G	SEPT T	E G T	STAND EST	WNT HDNS (%)	SEL	MISC
127 CONTINUED																		
			9								10MR	90S						
			101				71	0	150					1				
			103	3426	72		80		140		40S			8	82	100		167
			10				97		163				1			70		
			14	1688	6	27.4	62		138		10S							0
			15													90		
			16				77									75		
			17													0		465
			18	5003	98	76.1	115		322		20MR						*	
			19									70S						
			20				85		154									
			21	2992	71	35.4	111		112				0	0				130
			22			27.2	100		131									MR
			23	4046	100	36.7	105		140		5S					100		
			25				105		136		60S		6		61	100		
			26				105		135	20MR			8		83			
			27	3820	62	32.6	85		125									
			29									30S						
			32							1R								W
			34													4		
			35	5500	87		105		152		5MR	0R		1				
			36	7937	122				160	1	2		3	2				
			37	8895	118	50	115	20	162		50MS		3	1				75.7
			38				95		155				3					G
			39	4200	107	42	100		157	5MR				3	95	100	*	
			41				93		131		5	50MS						
			42				99		143		99	99		1				
			43				100		136		10MR			0				
			46	5336	89		95		150			0R				100		
			48						179		10S					99		
			51	3170	78	44.9	96		140						100	80		30 435
			53	1168	32		72	10	113									
			54								10MR	1R						NV
			55				100		202		1R	5S						
			59				83		328						70			
			62			76	75		199			10S						38
			64	5430	93		95		146		1R			1	100	100		
			65	6113	83	42	90		147		50		8	1		90		3 75.1
			66					5	118						70			
			67				81		139									5
			68			68.6	112		161		10MS	40S						1 4
			69						157									190
			71	5938	127	40.6	95	30	162	1R	50		2	0		100		3 27
			72				95		128	0R						80		SP

TABLE 2. TABULATION OF ALL AGRONOMIC CHARACTERISTICS MEASURED FOR ALL ENTRIES AT ALL LOCATIONS REPORTING RESULTS OF THE 10TH INTERNATIONAL WINTER X SPRING WHEAT SCREENING NURSERY

ENTRY	PEDIGREE	SEED TYPE	LOC	YIELD (KG/HA)	%OF CK	TEST WT OR 1000 KW	PL HT (CM)	LODG (%)	DAYS TO FLOWER	PUC S	PUC R	PUC G	SEPT T	E G T	STAND EST	WNT HDNS (%)	SEL	MISC
127 CONTINUED																		
			77				85		149									
			78				80		135							90		
			80				85					40S						
			81									99S						
			85	2747	72	73	95		152						90	100		
			86				102		150		20MS					100		4
			87								1		5	5				1
			91	2597	35		98		161		0S	80S				95		
			92	4077	122		93		161							100		
			93	1300	58				150									3
			95	114	2	57.1			142	10MR	20MR		7					187
			96	86	1													
			97	113	2	58.6							7					
			98															W
128 SWM765591*-05H-1P-0P NO/P101//AZT		HW	1				68		157	25MS					80			
			2	3200	49		96		166				5		95			
			5				75		348		50S	30S						
			6						309									
			7	1622	38		100		324		40MS	70						
			9								0R	50S						
			100														*	
			101				70	0	150					2				
			103	1999	42		70		140		10S			3	83	100		230
			10				86		161				1			70	*	
			14	1125	4	25.8	62		139		0R							1
			15													40		
			16				74									60		
			17													0		0
			18	4002	78	83.5	100		322	40MR								
			19								5S	30S						
			20				85		156									
			22			11.4	84		134					R				MR
			23				91		140	5R	5MS					98		
			25				85		135	5R	30MS		8		74	100		
			26				102	90	128	1MR			5		85			
			27				86		120									
			29							10R		25S						
			32							1R								W
			34													0		
			35	4590	73		105		153		1R	0R		2				
			36	6938	107				160	1	1		5	2				
			37	7336	98	41	95	20	161		30MR		5	4				78.8
			38				95		154	5MR			7					P

TABLE 2. TABULATION OF ALL AGRONOMIC CHARACTERISTICS MEASURED FOR ALL ENTRIES AT ALL LOCATIONS REPORTING RESULTS OF THE 10TH INTERNATIONAL WINTER X SPRING WHEAT SCREENING NURSERY

ENTRY	PEDIGREE	SEED TYPE	LOC	YIELD (KG/HA)	%OF CK	TEST WT OR 1000 KW	PL HT (CM)	LODG (%)	DAYS TO FLOWER	PUC S	PUC R	PUC G	SEPT T	E G T	STAND EST	WNT HDNS (%)	SEL	MISC
128 CONTINUED																		
			39				100		152	40MR				1	95	100		
			41				80		131			20MS						
			42				84		142		15	95		5				
			43				90	20	136		30MR			3		20		
			46	3802	63		80		150			10MS				95		
			48						175		10S					99		
			51	1780	44	28.4	84		142						100	60		31 370
			53	920	26		71	10	113									
			54								30MR	1R						NV
			55						190		1R	1S						
			57															MS
			59				83		328	30R					65		*	
			62			70	75		193				3				*	46
			64	4950	84		85		144					2	100	100		
			65	6313	86	40	85		144		20		9	1		90		7 81.1
			66					5	120						70			
			67	5187	75		72		138									4
			68			68.4	90		155		5S	20S						1 2
			69						155									187
			71	3813	81	32.4	85	15	162	5MR	20		3	3		100		4 52
			72	5336	139		90		129	0R						80		P
			77				80		152									
			78				80		135							80		
			80				80		150			40S						
			81									99S						
			85	2675	70	73	93		150						85	100		
			86				90				10S					80		5
			87								1		6	8				2
			91	2528	34		91		160		0S	50MS				100		
			92	3111	93		86		159							100		
			93	655	29				153									4
			95	98	2				141	10MR			7					183
			96	90	1	59.5												
			97	124	2	62.3												
			98															W
129	SWM765614*-08P-2H-0P	HW	1				86		148						70			
	RMN F12-71/SKA		2	6000	93		135		162				5		98		*	
			5				100		325		80S							
			6						314									
			7	4855	88	71.4	113		314		80S	40						
			9								40S	50MS						
			101				84	20	143					6				
			103	3312	69		98		140		10S			5	70	100		220
			10				106	20	159				1			70		

TABLE 2. TABULATION OF ALL AGRONOMIC CHARACTERISTICS MEASURED FOR ALL ENTRIES AT ALL LOCATIONS REPORTING RESULTS OF THE 10TH INTERNATIONAL WINTER X SPRING WHEAT SCREENING NURSERY

ENTRY	PEDIGREE	SEED TYPE	LOC	YIELD (KG/HA)	%OF CK	TEST WT OR 1000 KW	PL HT (CM)	LODG (%)	DAYS TO FLOWER	PUC S	PUC R	PUC G	SEPT T	E G T	STAND EST	WNT HDNS (%)	SEL	MISC
129 CONTINUED																		
			14	800	3	28.0	71		138		5S			5				0
			15													10		
			16				88									70		
			17													0		0
			18	4869	95	82.4	125		320	5MR	5MS						*	
			19								70S	10MR						
			20				95		149									
			22			25.4	104		126	0 R	0 S	0MR		S				MR
			23				114		136	40MS	5R					98		
			25				105		132	20MS	80S		7	8	81	100		
			26				120		129	1MR	60MS		8		71			
			27				95		116	5MS								
			29							45MS								
			32							1R								S
			34													0		
			35	6020	95		120	20	151		30S	0R		3				
			36	6827	105				162	1	1		3	5				
			37	7153	95	42	105	40	160	40MR	1R		8	7				78.5
			38				115		154	60S			5					P
			39				100	5	152	25MR				5	95	100		
			41				96		126					4				
			42				107		141		99	5		6				
			43				110	10	130		30MR			9				
			46	4869	81		95		144			5S				100		
			48						176		40S					75		
			51	3420	85	40.4	100		138						100	50		28 435
			53	1200	33		70	10	104									
			54								30S	1R						V
			55						175		50S							
			59				85		327	99X					50			
			62			71	70		140	1			1					44
			64	5650	96		105	63	146		25S			4	100	100		
			65	7313	99	44	100		141		70		9	4		90		7 81.1
			66					20	123						65			
			67				96		137									5
			68			79.2	118		145		60S	80S						1 3
			69						153									188
			71	3625	77	35.8	100	70	157	15S			7	5		100		5 35
			72	4669	122		100		126	0R						70		E
			75															VF
			77				85		149									
			78				90		133							70		
			80				95		150									
			81								40S			9				

TABLE 2. TABULATION OF ALL AGRONOMIC CHARACTERISTICS MEASURED FOR ALL ENTRIES AT ALL LOCATIONS REPORTING RESULTS OF THE 10TH INTERNATIONAL WINTER X SPRING WHEAT SCREENING NURSERY

ENTRY	PEDIGREE	SEED TYPE	LOC	YIELD (KG/HA)	%OF CK	TEST WT OR 1000 KW	PL HT (CM)	LODG (%)	DAYS TO FLOWER	PUC S	PUC R	PUC G	SEPT T	E G T	STAND EST	WNT HDNS (%)	SEL	MISC
129 CONTINUED																		
			85	2836	74	77	100		147						90	100		
			86				110		145		40S					70		2
			87								10		7	8				2
			91	5292	70		108		157		0S	30MS				100		
			92				100	50	158							100		
			93	1689	75				147									3
			95	94	2				140	60MS			7					181
			96	75	1													
			97	56	1			60					7					
			98															W
130	SWM765858*-03H-1H-0H OFN/4/YT54/3/N108/LR//MFO/5/DJ/6/ PCH/7/KAL/BB	HW	1				80		148						60			
			2	4480	69		100		156				5		94			
			5				85		319		70S							
			6						324									
			7	5355	98	66.2	106		300		60S							
			9								0R	5S						
			101				64	0	146					4				
			103	3712	78		82		138		10S			1	79	98		230
			10				98	20	131				5			60		
			14	3950	13	30.7	78		139		0R							2
			15													10		
			16				90									70		
			17													0		0
			18	4869	95	81.0	110		307	20MR	40MR							
			19								30S	5MR						
			20				85		150									
			22			15.1	92		129					R				MS
			23				90		136		25S					63		
			25				95		131	10MS	5MS		6	0	65	97		
			26				110		126	30M			8		70			
			27				98		114									
			29							30MR								
			32							1R								S
			34													0		
			35	6750	107		120		148		50S	0R		3				
			36	6660	103				157	1	1		4	2				
			37	5135	68	34	105	40	160		50MS		4	1				71.1
			38				100		154				7					FP
			39				95		156	10MR				1	100	100		
			41				85		127									
			42				95		139		20	5		6				
			43				100		132		10MR			9				
			46	4536	76		85		145			5MR				100		

TABLE 2. TABULATION OF ALL AGRONOMIC CHARACTERISTICS MEASURED FOR ALL ENTRIES AT ALL LOCATIONS REPORTING RESULTS OF THE 10TH INTERNATIONAL WINTER X SPRING WHEAT SCREENING NURSERY

ENTRY	PEDIGREE	SEED TYPE	LOC	YIELD (KG/HA)	%OF CK	TEST WT OR 1000 KW	PL HT (CM)	LODG (%)	DAYS TO FLOWER	PUC S	PUC R	PUC G	SEPT T	E G T	STAND EST	WNT HDNS (%)	SEL	MISC
130 CONTINUED																		
			48						178		25S					25		
			51	2890	72	34.3	90		141						100	30		34 415
			53	2320	64	72.5	80		85									
			54								99S	1R						V
			55						195		1MR	1R						
			57															VS
			59				80		319	15R					80		*	
			62			62	70		143				3					41
			64	4660	80		90		146		99S			1	40	100		
			65	6475	88	38	100		141		80		8	1		90		4 81.3
			66					20	111						70			
			67				79		138									6
			68			76.4	102		142			5S						2 1
			69	5590	87	54.8			153								*	188
			71	4313	92	27.3	95	50	157	1MS	50		4	1		95		5 43
			72	5336	139		90		125	0R						70	*	E
			77				85		149									
			78				90		130							60		
			80				90		150									
			81								60S							
			85	2553	67	69	90		150						85	80		
			86				76				30S					10		7
			87								1		5	7				2
			91	778	10		90		162		0S	50S				55		
			92	2100	63		90		160							100		
			93	1533	68				143									4
			95	122	2	60.1			134	20MR	0R		5					181
			96	79	1													
			97					20										
			98								60MS	0S						I
131	OWW76074 *-04P-3H-0P TJB 729/1278//DAWS		1				86		153	65S					70			
			2	5600	86		110		166				5		96			
			5				75		330		70S	20S						
			6						314									
			7	1311	24		102		314		80S	90						
			9								0R	70S						
			101				58	0	150					6				
			103	2855	60		74		140		40S			7	81	100		221
			10				95		161				5			70	*	
			14	3813	13	37.0	64		139		0R			5				0
			15													50		
			16				85									85		
			17													15		561

TABLE 2. TABULATION OF ALL AGRONOMIC CHARACTERISTICS MEASURED FOR ALL ENTRIES AT ALL LOCATIONS REPORTING RESULTS OF THE 10TH INTERNATIONAL WINTER X SPRING WHEAT SCREENING NURSERY

ENTRY	PEDIGREE	SEED TYPE	LOC	YIELD (KG/HA)	%OF CK	TEST WT OR 1000 KW	PL HT (CM)	LODG (%)	DAYS TO FLOWER	PUC S	PUC R	PUC G	SEPT T	E G T	STAND EST	WNT HDNS (%)	SEL	MISC
131 CONTINUED																		
			18	5203	102	79.4	110		321									
			19								20S	90S						
			20				85		152									
			22			15.8	85		131					MR				MR
			23				98		140							97		
			25				95		135	10MS	5MS		8	8	57	100		
			26				110		129	20MS			8		66			
			27	4468	73	24.4	95		122									
			29									15MS						
			32							1R								W
			34													50		
			35	6320	100		115		151		1R	50S		5				
			36	5567	86				162	1	1		5	7				
			37	6236	83	34	105	40	160		5R		8	1				70.6
			38				100		156	5R			3					G
			39				105		157	40MR				5	95	100		
			41				80		131		5	10MS						
			42				95		141			99		8				
			43				100		135					9				
			46	4235	71		85		148			0R				100		
			48						177		10S					99		
			51	2920	72	32.9	90		140						100	40		28 470
			53	1240	34		81	20	109		0R							
			54								70S	1R						NV
			55				105		195		40S	10S						
			57															W
			59				83		328	10R					50			
			62			68	85		194				3					41
			64	4600	78		95		144		10S			1	75	100		
			65	7063	96	40	95		144		70		8	1		90		3 78.7
			66					15	121						70			
			67				74		138									4
			68			73.8	102		150		2S	60S						0 0
			69	6527	102	60.1			153								*	188
			71	3750	80	28.6	95	60	158		20		7	5		100		6 42
			72	3669	96		90		126	0R						80		E
			77				85		149									
			78				70		135							90		
			80				80		150			40S						
			81									99S						
			85	2714	71	68	98		150						85	100		
			86				103		151		60S					95		3
			87								1		6	7				2
			91	2917	39		96		160		0S	80S				100		
			92	2055	61		92	50	161							100		
			93	678	30				151									4
			95	120	2	59.1			143	20MR			5					184
			96	91	1	57.3												
			97	115	2	60.4												
			98								60MS	0MR						I

TABLE 2. TABULATION OF ALL AGRONOMIC CHARACTERISTICS MEASURED FOR ALL ENTRIES AT ALL LOCATIONS REPORTING RESULTS OF THE 10TH INTERNATIONAL WINTER X SPRING WHEAT SCREENING NURSERY

ENTRY	PEDIGREE	SEED TYPE	LOC	YIELD (KG/HA)	%OF CK	TEST WT OR 1000 KW	PL HT (CM)	LODG (%)	DAYS TO FLOWER	PUC S	PUC R	PUC G	SEPT T	E G T	STAND EST	WNT HDNS (%)	SEL	MISC
132	SWM766371*-01H-1H-0S	HW	1				85		145	10MS					75			
	CBO//KAL/BB		2	6400	99		110		164				4		95			
			5				85		325		50S	40S						
			6						309									
			7	2844	52	60.0	105		305		50MS	99						
			9								50MS	40S						
			101	2500	50	30.0	71	20	147					5			*	
			103	3826	80		80		138		10S			7	73	100	*	197
			10				102	2	159	5MR			1			70		
			14	4263	15	37.6	66		139		0R			5				2
			15													10		
			16				93									90		
			17													0		0
			18	4969	97	79.0	100		319	60S								
			19								5S	60S						
			20				85		142									
			22			26.0	95		126	0MR	0MR			MS				MS
			23	2083	51	26.9	96		136	10R	5S					69		
			25				90		130	10MS	40S		7	7	59	100		
			26				102		125		40MS		9		79			
			27				98		115	5MS								
			29							40MS		30S						
			32							1R								S
			34													0		
			35	6040	96		115		150		5MR	0R		6				
			36	8908	137				157	1	1		3	6				
			37	9353	124	49	110	5	157	30MR	1R		4	6				78.6
			38				110		152	60S			7					P
			39				95		154	25MR				5	95	100		
			41				90		129		5	10MS						
			42				90		138		45	95		7				
			43				95		131					9		10		
			46	4736	79		75		142							100		
			48						172		25S					50		
			51	490	12	38.9	80		141						90	5		56 255
			53	2080	58	64.5	80		99									
			54								50MS	1MR						SV
			55						170		1MR	5S						
			59				85		320	20R					75		*	
			62			75	75		151	5R			3					60
			64	6280	107		95		143					3	100	100		
			65	8375	114	46	100		144		20		7	8		90		5 79.7
			66					15	115						75			
			67				77		136									5

TABLE 2. TABULATION OF ALL AGRONOMIC CHARACTERISTICS MEASURED FOR ALL ENTRIES AT ALL LOCATIONS REPORTING RESULTS OF THE 10TH INTERNATIONAL WINTER X SPRING WHEAT SCREENING NURSERY

ENTRY	PEDIGREE	SEED TYPE	LOC	YIELD (KG/HA)	%OF CK	TEST WT OR 1000 KW	PL HT (CM)	LODG (%)	DAYS TO FLOWER	PUC S	PUC R	PUC G	SEPT T	E G T	STAND EST	WNT HDNS (%)	SEL	MISC
132 CONTINUED																		
			68			74.2	97		141		10S	80S						0 1
			69	6041	94	60.6			151								*	188
			71	4688	100	36.6	90	20	157	5S	30		5	7		100		5 41
			72	5670	148		90		125	0R						60		E
			77				80		148									
			78				70		130							70		
			80				80		147			40S						
			81									99S						
			85	2847	74	69	92		147						80	100		
			86				90		150		20S					10		7
			87								5		4	6				1
			91	3111	41		95		158		0X	50S				90		
			92	2078	62		89		158							100		
			93	1255	56				150									4
			95	113	2	60.8			141	30MS			6					182
			96	106	2	56.9												
			97	100	1	59.7							7					
			98															W
133	SWM766592*-08P-3H-0H	HW	1				78		150	40S					85			
	LFN*2//DJ*2/VG8316/3/BLUEJAY S		2	5600	86		104		164				5		97			
			5				85		325		60S							
			6						309									
			7	4200	77	63.1	110		306		60MS	50						
			9								70MS	60S						
			101				72	20	148					5				
			103	4168	87		79		138		25S			0	92	100		213
			10				95		157				1			70	*	
			14	3388	12	30.8	68		138		10S			1				2
			15													40		
			16				77									90		
			17													0		0
			18	6770	133	79.0	110		318		20S						*	
			19								60S	54R						
			20				80		142									
			22			19.8	90		128		0MR			MS				MR
			23				91		140		25S					94		
			25				70		132	5MR	99S		8	9	64	100		
			26				100		128				9		75			
			27	6081	99	27.4	90		119									
			29									1R					*	
			32							20MS								W
			34													0		
			35	9030	143	35.8	115		146		40S	0R		5			*	

TABLE 2. TABULATION OF ALL AGRONOMIC CHARACTERISTICS MEASURED FOR ALL ENTRIES AT ALL LOCATIONS REPORTING RESULTS OF THE 10TH INTERNATIONAL WINTER X SPRING WHEAT SCREENING NURSERY

ENTRY	PEDIGREE	SEED TYPE	LOC	YIELD (KG/HA)	%OF CK	TEST WT OR 1000 KW	PL HT (CM)	LODG (%)	DAYS TO FLOWER	PUC S	PUC R	PUC G	SEPT T	E G T	STAND EST	WNT HDNS (%)	SEL	MISC
133 CONTINUED																		
			36	7937	122				157	1	1		4	3				
			37	7153	95	39	95		157		30MR		5	7				76.5
			38				100		152	1R			3				*	FG
			39				90		155	10MR				5	95	100		
			41				90		129			10MS						
			42				86		139		70	35		8				
			43				100	10	131		30MR			9		20		
			46	5003	83		90		150	80S		25S				100		
			48						173		25S					99		
			51	485	12	30.6									95			47
			53	1440	40	61.5	80		104									
			54								60S	1R						SV
			55						175		1R							
			59				89		320	1R					85			
			62			68	65		177				1					41
			64	6320	108		90		143		99S			7	100	100		
			65	6975	95	40	95		144		70		6	8		90		7 79.3
			66					15	114						70			
			67				80		137									6
			68			70.6	98		145		10S	99S						1 1
			69						151									189
			71	6875	147	34.8	90	0	157		50		3	9		100		4 43
			72	4669	122		85		128	0R						70		E
			77				80		149									
			78				75		130							70		
			80				80		148									
			81								60S			9				
			85	2658	69	70	92		148						75	100		
			86				86		150		10MS					50		4
			87								5		6	8				3
			91	3056	41		94		158		0R	20MR				95		
			92	2544	76		87		158							100		
			93	1089	49				150									4
			95	111	2	59.1			141	20MR	10MR		6					184
			96	99	2	55.4												
			97	119	2	59.4							7					
			98								60S	0S						S
134	SW076112C -01P-1H-0P ND/2*101SEL//MCS,F1/3/TJB 801/1332	HW	1				75		150						88		*	
			2	4160	64		100		165				5		97			
			5				85		325			30S						
			6						314									
			7	3011	55	61.5	106		315		10MS	60						
			9								0R	5R						

TABLE 2. TABULATION OF ALL AGRONOMIC CHARACTERISTICS MEASURED FOR ALL ENTRIES AT ALL LOCATIONS REPORTING RESULTS OF THE 10TH INTERNATIONAL WINTER X SPRING WHEAT SCREENING NURSERY

ENTRY	PEDIGREE	SEED TYPE	LOC	YIELD (KG/HA)	%OF CK	TEST WT OR 1000 KW	PL HT (CM)	LODG (%)	DAYS TO FLOWER	PUC S	PUC R	PUC G	SEPT T	E G T	STAND EST	WNT HDNS (%)	SEL	MISC
134 CONTINUED																		
			100														*	
			101	8750	175	36.0	72	20	145					4			*	
			103	2969	62		78		140					5	85	100		205
			10				93		159				1			70		
			14	3538	12	32.8	71		138		0R			5				1
			15													50		
			16				83									100		
			17													0		0
			18	5536	108	81.9	105		321								*	
			19									40S						
			20				80		152									
			22			20.4	90		129	0 R				MR				MR
			23				95		140	5R						100		
			25				90		132	5MR			8	7	63	100		
			26				105		129				9		87			
			27				95		120	5MS								
			29									30S						
			32							1R								S
			34													0		
			35	4690	74		100		151		0R	0R		5				
			36	7326	113				158	1	1		2	5				
			37	5685	76	39	95		160		1R		7	3				75.7
			38				95		154	1R			2				*	G
			39				90		156	10MR				3	95	100		
			41				85		131		5	30MS						
			42	5151	101		90		143		99	99		6				
			43				100	10	136					9		40		
			46	4202	70		80		150							100		
			48						176		5MR					75		
			51			28.4									95			50
			53	1360	38		82	10	104									
			54								5R	1R						V
			55						185		1R	1R						
			57															MS
			59				85		327						90			
			62			75	75		187				7				*	48
			64	5420	92		100		143					4	100	100		
			65	6375	87	42	95		144		20		5	1		90		4 82.3
			66					15	123						70			
			67				75		139									6
			68			70.4	97		154			20S						1 1
			69	4499	70	59.3			153								*	189
			71	3750	80	31.2	90	0	158	5MS	20		5	5		90		4 50
			72	5336	139		85		129	0R						80		E

TABLE 2. TABULATION OF ALL AGRONOMIC CHARACTERISTICS MEASURED FOR ALL ENTRIES AT ALL LOCATIONS REPORTING RESULTS OF THE 10TH INTERNATIONAL WINTER X SPRING WHEAT SCREENING NURSERY

ENTRY	PEDIGREE	SEED TYPE	LOC	YIELD (KG/HA)	%OF CK	TEST WT OR 1000 KW	PL HT (CM)	LODG (%)	DAYS TO FLOWER	PUC S	PUC R	PUC G	SEPT T	E G T	STAND EST	WNT HDNS (%)	SEL	MISC
134 CONTINUED			75															VF
			77				80		151									
			78				70		133							70		
			80				80					30S						
			81									99S						
			85	3219	84	73	96		148						95	100		
			86				91		149		20MR					95		3
			87										7	8				3
			91	2917	39		96		159		0R	20MR				90		
			92	2444	73		91		158							100		
			93	655	29				153									4
			95	114	2	60.7			142	10MR	0R		6					185
			96	86	1													
			97	114	2	62.2							7					
			98															W
135	SW076112C -01P-1P-0H ND/2*101SEL//MCS,F1/3/TJB 801/1332	HW	1				90		150						88		*	
			2	6000	93		102		166				6		97			
			5				85		325			20S						
			6						314									
			7	4066	74	64.6	105		316			50						
			9								0R	5R						
			101	3750	75	35.2	79	20	146					1			*	
			103	3540	74		78		140					8	86	100	*	195
			10				93		157				1			80		
			12								10R	50S		0				4 7
			14	2313	8	35.6	71		137		0R							2
			15													45		
			16				95									90		
			17													0		0
			18	4969	97	82.4	100		322	80S								
			19									20S						
			20				80		154									
			22			22.8	95		129									MR
			23				95		140		1R					96		
			25				90		134	10MR			7		75	100		
			26				105		129	1MR			9		94			
			27	4242	69	25.6	94		120	1MR								
			29							10R		20S						
			32							1R								S
			34													0		
			35	4650	74		110		151		0R	0R		3				
			36	8547	132				160	1	1		2	3				
			37	7336	98	49	95	5	160		1R		3	1				80.2

TABLE 2. TABULATION OF ALL AGRONOMIC CHARACTERISTICS MEASURED FOR ALL ENTRIES AT ALL LOCATIONS REPORTING RESULTS OF THE 10TH INTERNATIONAL WINTER X SPRING WHEAT SCREENING NURSERY

ENTRY	PEDIGREE	SEED TYPE	LOC	YIELD (KG/HA)	%OF CK	TEST WT OR 1000 KW	PL HT (CM)	LODG (%)	DAYS TO FLOWER	PUC S	PUC R	PUC G	SEPT T	E G T	STAND EST	WNT HDNS (%)	SEL	MISC
135 CONTINUED																		
			38				95		155	1R			5					G
			39				100		154	10MR				3	95	100		
			41				86		131			20MS						
			42				95		143		15	85		1				
			43				95	10	135					3				
			46	4069	68		85		150							100		
			48	1633	33	47.2			177		1R					75	*	
			51												95			41
			53	640	18		80	10	108									
			54								5R	1R						V
			55						195		5MR							
			57															MS
			59				80		327	1R					55			
			62			73	65		138				1				*	51
			64	6580	112		100	26	144					3	100	100		
			65	6775	92	48	95		144		20		8	1		90		4 81.3
			66					10	120						65			
			67				80		139									5
			68			71.4	101		152			10S						1 3
			69	6281	98	65.8			153								*	189
			71	5750	123	38.5	95	50	158	1MS	10		2	3		100		4 47
			72	5670	148		90		130	0R						80		SP
			77				80		151									
			78				70		134							80		
			80				80					20S						
			81									99S						
			85	2930	77	75	93		149						95	100		
			86				95		149		1MS					100		3
			87										6	7				3
			91	4153	55		98		158		0R	20MR				95		
			92	3422	102		93		159							100		
			93	733	33				154									4
			95	105	2	60.7			143	10MR	0R		6					187
			96	89	1	59.8												
			97	101	1	62.3							7					
			98								40MS	0MS						I
136	SW076127A -01P-1P-0P	HW	1				85		149						80			
	SWM75-296,F1//ND/P101		2	7040	109		104		150				7		96			
			5				85		315		30MS	10S						
			6						319									
			7	6666	121	66.0	100		295		40S	40						
			9								0R	70S						
			101				73	20	144					1				
			103	3426	72		78		136					1	89	100	*	209
			10				92		152				4			60		

TABLE 2. TABULATION OF ALL AGRONOMIC CHARACTERISTICS MEASURED FOR ALL ENTRIES AT ALL LOCATIONS REPORTING RESULTS OF THE 10TH INTERNATIONAL WINTER X SPRING WHEAT SCREENING NURSERY

ENTRY	PEDIGREE	SEED TYPE	LOC	YIELD (KG/HA)	%OF CK	TEST WT OR 1000 KW	PL HT (CM)	LODG (%)	DAYS TO FLOWER	PUC S	PUC R	PUC G	SEPT T	E G T	STAND EST	WNT HDNS (%)	SEL	MISC
136 CONTINUED			14	3813	13	33.2	70		134		0R			5				0
			15													40		
			16				87									85		
			17													13		1226
			18	4636	91	81.9	95		298	60S	40S							
			19								70S	5S						
			20				85		142									
			21	3408	81	24.4	94		97				7	0				94
			22			24.2	92		118		0MR							S
			23				94		131	5R	25S					94		
			25				90		126		5S		8	6	71	100		
			26				105		117				9		85			
			27	5581	91	32.4	87		109									
			29							30MR		1R						
			32							1R								S
			34													0		
			35	6300	100		95		136		5MR	0R		3				
			36	6771	104				150	1	2		4	3				
			37	6052	80	40	90	5	155		99VS		6	3				78.0
			38				100		146		10S		6					FP
			39				90		147	25MR				3	95	100		
			41				90		121									
			42				85		136			35		7				
			43				100	10	125					9				
			46	2768	46		60		141							100		
			48						174		5S					75		
			51												100			44
			53	1800	50	67.5	80		71									
			54								60S	1R						V
			55						180		1R							
			57														*	S
			59				80		317	1R					60			
			62			75	60		149			1	3					45
			64	6900	118		90		142		40S			6	75	100		
			65	4813	65	40	80		141		90		8	1		80		9 80.9
			66	5149	125	78.0		25	103						70		*	
			67	7353	106		80		134									6
			68			76.6	96		139			1S						2 1
			69						147									187
			71	3750	80	30.1	80	20	154	1MR			9	5		80		5 F2
			72	5670	148		95		120	0R						70	*	E
			75						E									VF
			77				70		147									
			78				75		126							70		

TABLE 2. TABULATION OF ALL AGRONOMIC CHARACTERISTICS MEASURED FOR ALL ENTRIES AT ALL LOCATIONS REPORTING RESULTS OF THE 10TH INTERNATIONAL WINTER X SPRING WHEAT SCREENING NURSERY

ENTRY	PEDIGREE	SEED TYPE	LOC	YIELD (KG/HA)	%OF CK	TEST WT OR 1000 KW	PL HT (CM)	LODG (%)	DAYS TO FLOWER	PUC S	PUC R	PUC G	SEPT T	E G T	STAND EST	WNT HDNS (%)	SEL	MISC
136 CONTINUED																		
			80				65		145									
			81								30MS							
			85	3175	83	77	105		143						80	100		
			86				84		143		60S					60		3
			87						144		1		6	6				3
			91	4459	59		97		154		0S	90S				90		
			92				85	50	149							100		
			93	1989	89				138									2
			95	101	2	58.7			120	20MR			8					175
			96	87	1													
			97	95	1	62.3							7					
			98								5MR	0MS						I
137	SWM753941*-04H-1P-2P-0P RBS47-51/YR	HW	1				95		154						75			
			2	4800	74		111		165				4		97			
			5				80				80S	40S						
			6						309									
			7	944	17		116		313		70S	99						
			9								0R	90S						
			101	3500	70	40.0	83	20	146					3			*	
			103	2684	56		88		139		40S			1	91	100		207
			10				104		161				1			80		
			14	3625	12	36.6	82		136		5S			5				1
			15													25		
			16				98									90		
			17													0		0
			18	4736	93	82.1	120		322		5S						*	
			19								80S	70S						
			20				85		154									
			22			24.6	99		132	0 R				MR				MR
			23				107		140		1R			8		100		
			25				90		134	10MR			8	7	70	100		
			26				120		134	1MR			8		87			
			27	5980	98	35.2	94		117									
			29									30S						
			32							1R								W
			34													0		
			35	5730	91		120		152		1R	60S		3				
			36	7487	115				160	1	1		2	4				
			37	7703	102	47	115	20	160		1R		3	5				79.8
			38				115		154				4					FG
			39				110		157	25MS				3	95	100		
			41				102		130		30	60MS						
			42				96		145		99	99		6				

TABLE 2. TABULATION OF ALL AGRONOMIC CHARACTERISTICS MEASURED FOR ALL ENTRIES AT ALL LOCATIONS REPORTING RESULTS OF THE 10TH INTERNATIONAL WINTER X SPRING WHEAT SCREENING NURSERY

ENTRY	PEDIGREE	SEED TYPE	LOC	YIELD (KG/HA)	%OF CK	TEST WT OR 1000 KW	PL HT (CM)	LODG (%)	DAYS TO FLOWER	PUC S	PUC R	PUC G	SEPT T	E G T	STAND EST	WNT HDNS (%)	SEL	MISC
137 CONTINUED																		
			43				105	10	136					9				
			46	3669	61		100		148			10S				100		
			48						178		10S					75		
			51	2130	53	38.2	90		144						100	10		36 320
			53	800	22		82	10	102									
			54								40S	20S						SV
			55						198		30S	30S						
			57															W
			59				95		327	5R					50			
			62			75	80		193			1	1					55
			64	4000	68		110	13	149					3	100	100		
			65	7263	99	50	110		144		10		5	3		100		3 80.9
			66					10	120						70			
			67				85		140									4
			68			74.2	110		154		10S	90S						1 0
			69						153									189
			71	4688	100	38.3	95	60	158		10		2	7		85		3 80
			72	4336	113		105		126	0R						90		P
			77				90		152									
			78				90		134							70		
			80				90		150			40S						
			81									99S						
			85	2842	74	75	104		150						75	100		
			86				105		151		60S					80		5
			87								1		5	5				1
			91	3736	50		101		161		0S	90S				100		
			92	3122	93		101		162							100		
			93	1478	66				146									3
			95	106	2	61.5			142	20MR	0R		7					187
			96	92	1	59.1												
			97	90	1	62.0												
			98								30S	0S						I
138	SWM754608*-02H-1H-1P-0H CAR58-182/GNS//KAL/BB	HW	1				85		155	40S					80			
			2	4400	68		110		166				5		97			
			5				90		325			60S						
			6						309									
			7	2566	47	60.8	122		307		40S	90						
			9								0R	80S						
			101				74	20	148					1				
			103	3312	69		85		139					0	50	100	*	262
			10				103		159				1			70		
			14	4813	16	31.0	84		136		0R							0
			15													30		

TABLE 2. TABULATION OF ALL AGRONOMIC CHARACTERISTICS MEASURED FOR ALL ENTRIES AT ALL LOCATIONS REPORTING RESULTS OF THE 10TH INTERNATIONAL WINTER X SPRING WHEAT SCREENING NURSERY

ENTRY	PEDIGREE	SEED TYPE	LOC	YIELD (KG/HA)	%OF CK	TEST WT OR 1000 KW	PL HT (CM)	LODG (%)	DAYS TO FLOWER	PUC S	PUC R	PUC G	SEPT T	E G T	STAND EST	WNT HDNS (%)	SEL	MISC
138 CONTINUED																		
			16				96									75		
			17													0		0
			18	6403	125	82.4	120		319								*	
			19								5R	70S						
			20				85		154									
			22			17.4	105		131	0 R				R				MR
			23				93		140	5R						96		
			25				95		131	30MS	30MS		7		69	100		
			26				115		128	1MR			9		89			
			27	5664	92	34.8	97		117	5MS								
			29									10X						
			32							1R								S
			34													0		
			35	4790	76		120		151		0R	0R		3				
			36	8070	124				160	1	1		3	5				
			37	7336	98	44	105	5	160		1R		3	2				79.6
			38				105		155				8					FG
			39				110		155	10MS				1	100	100		
			41				90		127			5MS						
			42				99		139		80	95		6				
			43				105		133					9				
			46	4536	76		95		147							100		
			48						173		5R					50		
			51	1360	34	39.6	87		144						100	10		37 335
			53	1440	40	60.0	81		108									
			54								10MR	1R						V
			55						185		5MR	1R						
			57															VS
			59				93		326						55			
			62			73	70		157				7					44
			64	4470	76		100	39	145					3	100	100		
			65	6063	82	44	95		145		10		5	2		80		4 82.3
			66					15	116						75			
			67				80		137									5
			68			73.0	110		149			1S						2 2
			69						153									188
			71	4250	91	32.7	90	25	158		20		3	7		90		4 49
			72	5003	130		90		129	0R						70		E
			75															VF
			77				85		149									
			78				85		133							80		
			80				90		150			30S						
			81									99S						
			85	2869	75	75	96		147						80	100		
			86				107		150		10MS					60		4
			87								1		4	4				1
			91	2528	34		98		160		0R	60S				95		
			92				97	50	160							100		
			93	1555	69				142									3
			95	104	2	60.4			143	40MS			7					186
			96	90	1	59.4												
			97	109	2	61.8		10										
			98								10MR	0S						S

TABLE 2. TABULATION OF ALL AGRONOMIC CHARACTERISTICS MEASURED FOR ALL ENTRIES AT ALL LOCATIONS REPORTING RESULTS OF THE 10TH INTERNATIONAL WINTER X SPRING WHEAT SCREENING NURSERY

ENTRY	PEDIGREE	SEED TYPE	LOC	YIELD (KG/HA)	%OF CK	TEST WT OR 1000 KW	PL HT (CM)	LODG (%)	DAYS TO FLOWER	PUC S	PUC R	PUC G	SEPT T	E G T	STAND EST	WNT HDNS (%)	SEL	MISC
139	SWM754008*-02H-3P-1H-0P	HW	1				88		155	5MR					85			
	CAR58-182/GNS//KAL/BB		2	4400	68		99		166				4		98			
			5				80		325		20MS	20S						
			6						309									
			7	2044	37	61.7	110		312		40S	99						
			9								0R	30S						
			100														*	
			101				74	20	147					1				
			103	3483	73		80		138		1R			1	85	100	*	266
			10				96		161				1			80		
			14	5288	18	33.3	80		136		0R							0
			15													5		
			16				87									80		
			17													0		0
			18	6337	124	82.8	115		321								*	
			19									10S						
			20				80		152									
			22			15.2	95		131	0MR				R				MR
			23	2975	74	23.7	97		140	5R						96		
			25				85		132	35S			7	7	67	100		
			26				112		128		30MS		9		78			
			27				91		117	5MS								
			29							30MS								
			32							1R								S
			34													0		
			35	6200	98		105		150		0R	0R		2				
			36	7831	121				160	1	1		3	2				
			37	6144	82	37	100	20	159		1R		5	1				78.1
			38				100		155	1R			3					FG
			39				110		155	10MS				1	100	100		
			41				90		128			10MS						
			42	4545	90		99		139			30		7				
			43				95		133					9				
			46	4202	70		85		147							100		
			48						173		10S					50		
			51	3250	80	32.0	93		140						100	70		48 475
			53	1680	47	65.5	80		106		0R							
			54								20MR	1R						V
			55						180		5MR	1R						
			57															VS
			59				90		326	40MS					65			
			62			70	65		174				1					38
			64				100		146					2	100	100		
			65	5625	77	40	100		145		20		6	1		90		4 80.9

TABLE 2. TABULATION OF ALL AGRONOMIC CHARACTERISTICS MEASURED FOR ALL ENTRIES AT ALL LOCATIONS REPORTING RESULTS OF THE 10TH INTERNATIONAL WINTER X SPRING WHEAT SCREENING NURSERY

ENTRY	PEDIGREE	SEED TYPE	LOC	YIELD (KG/HA)	%OF CK	TEST WT OR 1000 KW	PL HT (CM)	LODG (%)	DAYS TO FLOWER	PUC S	PUC R	PUC G	SEPT T	E G T	STAND EST	WNT HDNS (%)	SEL	MISC
139 CONTINUED																		
			66					15	118						75			
			67	6041	87		80		137									6
			68			66.2	104		148									5 3
			69						153									190
			71	3438	73	28.5	95	20	159		20		3	5		90		7 55
			72	5336	139		85		129	0R						80		E
			77				85		151									
			78				80		133							70		
			80				80		150									
			81								20MS							
			85	2880	75	74	97		148						95	100		
			86				102		150		1S					75		4
			87										5	6				2
			91	2222	30		95		161		0R	50S				90		
			92	2366	71		94		160							100		
			93	1100	49				144									4
			95	93	2				143	30MR			6					187
			96	92	1	59.8												
			97	111	2	60.9												
			98								20MS	0MS						S
141	SWM754189*-02H-1P-2H-0P MRS/CNDR	HW	1				88		149	40S					90		*	
			2	4800	74		110		167				4		94			
			5				95		325		50S							
			6						295									
			7	5033	92	69.1	120		314		60S	60						
			9								0R	50MS						
			101				73	0	150					7				
			103	3712	78		90		138		40S			1	76	100		198
			10				100		159				4			80		
			14	4938	17	43.6	88		136		0R			1				1
			15													35		
			16				105									90		
			17													2		144
			18	4336	85	80.8	115		322	70S								
			19							30S	10S	40S						
			20				85		142									
			22			21.5	95		132	0MS				MS				MR
			23				111		138	10R	1R					100		
			25				100		134	60S	5MR		7	6	57	100		6
			26				115	90	127	1MR	10MS		5		92			
			27				99		120	5MS								
			29							30MS		25S						
			32							1R								S

TABLE 2. TABULATION OF ALL AGRONOMIC CHARACTERISTICS MEASURED FOR ALL ENTRIES AT ALL LOCATIONS REPORTING RESULTS OF THE 10TH INTERNATIONAL WINTER X SPRING WHEAT SCREENING NURSERY

ENTRY	PEDIGREE	SEED TYPE	LOC	YIELD (KG/HA)	%OF CK	TEST WT OR 1000 KW	PL HT (CM)	LODG (%)	DAYS TO FLOWER	PUC S	PUC R	PUC G	SEPT T	E G T	STAND EST	WNT HDNS (%)	SEL	MISC
141 CONTINUED																		
			34													0		
			35	6600	105		120		151		5MR	0R		6				
			36	7770	120				158	2	2		3	4				
			37	5135	68	46	105		162	30MR	70S		3	6				77.1
			38				105		155	40S			7					FG
			39	3300	84	42	110		145	40MR				5	100	100	*	
			41				96		131					4				
			42	3636	72		101		142		25	5		7				
			43				105	50	133					9		10		
			46	4202	70		90		146			0R				100		
			48						176		10S					75		
			51	2250	56	39.8	92		138						100	70		45 495
			53	1080	30		80		109									
			54								40MS	20S						V
			55				110		190		30S	30S						
			59				82		327	80S					55			
			62			71	70		167				1					48
			64				100		147		65S			4	100	100		
			65	6313	86	46	100		145		70		6	4		100		6 81.3
			66					30	120						75			
			67				93		136									5
			68			65.2	111		152		40S	20S						8 1
			69						153									189
			71	4938	105	37.7	100	30	159	1MR			5	7		90		4 45
			72	3669	96		90		131	0R						90		SP
			77				85		152									
			78				80		138							80		
			80				85		150			5MS						
			81									30MS						
			85	3114	81	78	105		148						90	100		
			86				106		150		60S					70		5
			87								1		5	7				1
			91	4320	57		106		161		0R	0X				90		
			92	3144	94		101		160							100		
			93	2289	102				144								*	2
			95	104	2	61.2			144	60MS	0R		6					165
			96	77	1													
			97	96	1	61.3		20					8					W
			98															
142	SWM754194*-02P-1M-1H-0P NAD/VG9144//KAL/BB	HW	1				85		146						75			
			2	4800	74		95		164				5		97			
			5				80		325		80S	20S						
			6						290									

TABLE 2. TABULATION OF ALL AGRONOMIC CHARACTERISTICS MEASURED FOR ALL ENTRIES AT ALL LOCATIONS REPORTING RESULTS OF THE 10TH INTERNATIONAL WINTER X SPRING WHEAT SCREENING NURSERY

ENTRY	PEDIGREE	SEED TYPE	LOC	YIELD (KG/HA)	%OF CK	TEST WT OR 1000 KW	PL HT (CM)	LODG (%)	DAYS TO FLOWER	PUC S	PUC R	PUC G	SEPT T	E G T	STAND EST	WNT HDNS (%)	SEL	MISC
142 CONTINUED																		
			7	3911	71	67.6	102		307		50S	60						
			9								40MR	40S						
			101				61	0	150					3				
			103	2741	57		73		136		65S			0	78	100		224
			10				86		151				1			70	*	
			14	5025	17	38.4	75		136		0R							1
			15													5		
			16				98									60		
			17													0		0
			18	4936	97	83.2	100		316		50S						*	
			19								50S	5M						
			20				70		148									
			22			12.5	84		131	0 R	0MR			MR				MR
			23				92		138		99S					86		
			25				80		131	5MR	5S		7	0	63	100		
			26				105		124		10MS		9		90			
			27				88		115	5MS								
			29							10R		1R					*	
			32							1R								S
			34													0		
			35	6600	105		100		146		30MS	0R		2				
			36	7104	109				155	1	3		4	3				
			37	3301	44	41	90		159		40MR		6	1				69.9
			38				90		152	5MR	1R		6					FP
			39				100		149	40S				1	100	100		
			41				84		127									
			42				81		141			10		6				
			43				100	70	129					9				
			46	4602	77		80		142	15S		5MR				100		
			48						170		5MR					50		
			51	1700	42	30.4	84		140						100	50		21 400
			53	2000	56	58.5	75		100									
			54								60S	1R						V
			55						175		5S							
			57															MS
			59				82		320	20R					60			
			62			74	55		152				9					40
			64	7330	125		95		144		25S			3	60	100		
			65	8850	120	44	85		141		80		6	2		100		6 61.1
			66					15	113						75			
			67				75		136									6
			68				90		142									9 5
			69						151									189
			71	3875	83	31.4	85	5	155	5MR			7	0		90		5 55

TABLE 2. TABULATION OF ALL AGRONOMIC CHARACTERISTICS MEASURED FOR ALL ENTRIES AT ALL LOCATIONS REPORTING RESULTS OF THE 10TH INTERNATIONAL WINTER X SPRING WHEAT SCREENING NURSERY

ENTRY	PEDIGREE	SEED TYPE	LOC	YIELD (KG/HA)	%OF CK	TEST WT OR 1000 KW	PL HT (CM)	LODG (%)	DAYS TO FLOWER	PUC S	PUC R	PUC G	SEPT T	E G T	STAND EST	WNT HDNS (%)	SEL	MISC
142 CONTINUED																		
			72				85		126	0R						70		E
			77				75		149									
			78				70		130							70		
			80				70		145	30S								
			81							30S				7				
			85	3546	93	74	89		147						90	100		
			86				90		147		99S					60		6
			87								1		4	3				2
			91	2486	33		90		157		0S	50S				80		
			92				83	99	157							100		
			93	1489	66				139									3
			95	118	2	62.0			139	20MR			7					183
			96	101	2	60.0												
			97	92	1	60.3		20					8					
			98								30S	1MR						I
143	SWM754308*-03P-2P-2H-0P HN4/4/KT54A/N10B//KT54B/3/NAR/5/ TZPP/PL//7C	HW	1				70		158						60			
			2	4240	65		85		165				7		98			
			5				80		328		40S							
			6						289									
			7	5722	104	68.2	92		313		60S	40						
			9								0R	1R						
			101				67	0	146					3				
			103	3141	66		73		140					0	53	100	*	324
			10				80		158				1			60	*	
			14	3988	14	31.8	67		137		0R			5				1
			15													0		
			16				75									20		
			17													0		0
			18	4002	78	82.4	85		319								*	
			19									5MR						
			20				70		152									
			22				78		131		0 R			MR				MR
			23				80		141		5S					93		
			25				70		134				6	6	61	100		
			26				90		128				9		76			
			27	3409	56	28.8	80		115									
			29									1R					*	
			32							5MR								S
			34													0		
			35	6590	104	35.8	95		147		0R	0R		2			*	
			36	7326	113				160	1	1		4	2				
			37	9078	121	39	90		158		1R		6	3			*	76.8
			38				80		154				6				*	FG

TABLE 2. TABULATION OF ALL AGRONOMIC CHARACTERISTICS MEASURED FOR ALL ENTRIES AT ALL LOCATIONS REPORTING RESULTS OF THE 10TH INTERNATIONAL WINTER X SPRING WHEAT SCREENING NURSERY

ENTRY	PEDIGREE	SEED TYPE	LOC	YIELD (KG/HA)	%OF CK	TEST WT OR 1000 KW	PL HT (CM)	LODG (%)	DAYS TO FLOWER	PUC S	PUC R	PUC G	SEPT T	E G T	STAND EST	WNT HONS (%)	SEL	MISC
143 CONTINUED																		
			39				90		150	25MR				3	100	100		
			41				80		130									
			42				83		143			5		6				
			43				85	20	134					9				
			46	4669	78		75		149			0R				100		
			48						171		10S					50		
			51	850	21	31.6	80		142						100	10		49 315
			53	2400	67	73.5	73		101									
			54								40MS	1R						V
			55						185		1R							
			59				75		326	1R					55			
			62			72	55		186									41
			64				85		146					4	75	100		
			65	5688	77	44	80		144		30		3	3		90		4 78.7
			66					10	119						75			
			67				65		138									5
			68				82		150		10S							9 3
			69						152									189
			71	3938	84	28.6	80	0	158		20		4	5		100		5 45
			72	4669	122		80		132	0R						80		E
			77				75		152									
			78				65		133							90		
			80				70		148									
			81								20S			7				
			85	2692	70	71	82		148						90	80		
			86													0		
			91	986	13		80		162		0R	20MS				20		
			92				80		158							100		
			93	1455	65				143									3
			95	96	2				140	30MR			7					182
			96	100	2	59.7												
			97	112	2	61.0							6					
			98								30MS	0S						I
144	0WM754309*-01P-1M-1H-0H	HW	1				90		154						80			
	HN4/4/KT54A/N10B//KT54B/3/NAR/5/BB/		2	4000	62		100		166				7		97			
	GLL/3/CNO/S64//BB		5				100		325		20MS							
			6						289									
			7	6755	123	68.5	111		312		10MS	40	4					
			9								0R	20S						
			101				78	0	145					0				
			103	2627	55		80		140					0	80	98	*	188
			10				94		160				1			60		
			12	26			70		278			1MS		0			*	5 9 7

TABLE 2. TABULATION OF ALL AGRONOMIC CHARACTERISTICS MEASURED FOR ALL ENTRIES AT ALL LOCATIONS REPORTING RESULTS OF THE 10TH INTERNATIONAL WINTER X SPRING WHEAT SCREENING NURSERY

ENTRY	PEDIGREE	SEED TYPE	LOC	YIELD (KG/HA)	%OF CK	TEST WT OR 1000 KW	PL HT (CM)	LODG (%)	DAYS TO FLOWER	PUC S	PUC R	PUC G	SEPT T	E G T	STAND EST	WNT HDNS (%)	SEL	MISC
144 CONTINUED			14	4963	17	38.7	83		137		0R							3
			15													0		
			16				91									40		
			17													0		0
			18	4202	82	82.8	105		319								*	
			19									5S						
			20				80		151									
			22			16.3	88		130					R				MS
			23				96		140		5R					26		
			25				85		133	5MR			6	6	63	100		
			26				105		128				9		73			
			27	4106	67	27.9	84		115									
			29									1R					*	
			32							5MR								S
			34													0		
			35	5900	94		110		151		0R	0R		2				
			36	7770	120				158	1	1		3	2				
			37	6144	82	37	105		160		1R		6	1				77.3
			38				100		154				7					G
			39				100		151	10R				1	100	100		
			41				90		127									
			42				100		142			50		4				
			43				100	30	131					3		10		
			46	5136	86		95		149							100		
			48						176		10S					25		
			51	970	24	30.1	96		143						100	20		21 335
			53	2280	63	65.0	75		99									
			54								10MR	1R						V
			55						190		1MR							
			57														*	
			59				92		325						70		*	
			62			65	60		184									39
			64				100	26	146					2	100	100		
			65	5188	71	38	95		144		10		4	1		100		5 79.9
			66					15	113						70			
			67				80		138									6
			68				94		144									9 7
			69						152									188
			71	3938	84	28.7	100	10	162		20		2	3		100		5 48
			72	4002	104		100		129	20MR						80		E
			77				85		149									
			78				75		132							70		
			80				75		150			1MS						
			81								20S	20S		7				

TABLE 2. TABULATION OF ALL AGRONOMIC CHARACTERISTICS MEASURED FOR ALL ENTRIES AT ALL LOCATIONS REPORTING RESULTS OF THE 10TH INTERNATIONAL WINTER X SPRING WHEAT SCREENING NURSERY

ENTRY	PEDIGREE	SEED TYPE	LOC	YIELD (KG/HA)	%OF CK	TEST WT OR 1000 KW	PL HT (CM)	LODG (%)	DAYS TO FLOWER	PUC S	PUC R	PUC G	SEPT T	E G T	STAND EST	WNT HDNS (%)	SEL	MISC
144 CONTINUED																		
			85	2020	53	72	100		149						80	60		
			86													0		
			91				71		165		0S					5		
			92				87		159							100		
			93	1411	63				143									3
			95	106	2	61.3			142	20MR	5MR		6					184
			96	89	1	58.9												
			97	100	1	60.7												
			98								30MR	1MR						I
145	SWM754397*-02P-3H-1H-0P TAST/TORIM	HW	1				75		154	25MS					80			
			2	4000	62		100		165				5		96			
			5				80		328		40S	20S						
			6						309									
			7	4722	86	64.4	103		314		40MS	70						
			9								50MS	1R						
			101				69	0	145					2				
			103	3654	77		90		137					0	82	100	*	223
			10				95		163				1			70		
			14	4500	15	30.5	78		138		0R							0
			15													60		
			16				91									100		
			17													0		0
			18	3835	75	82.1	90		321	60MR								
			19								5MR	50S						
			20				75		149									
			22			13.5	88		131					R				MR
			23				93		140	5R	5S					100		
			25				90		134	10MS	60S		6	3	73	100		7
			26				100	90	130				8		71			
			27	4546	74	27.0	88		119									
			29							40MS		15S						
			32							1R								W
			34													0		
			35	5510	87		100	20	151		0R	0R		3				
			36	7881	121				158	1	1		4	2				
			37	6602	88	40	95	20	160		30MR		6	1				73.7
			38				95		154				7					FG
			39				90		150	10R				1	95	100		
			41				90		129									
			42				92		139			25		1				
			43				90		131					3				
			46	4669	78		80		144							100		
			48						177		10S					99		

TABLE 2. TABULATION OF ALL AGRONOMIC CHARACTERISTICS MEASURED FOR ALL ENTRIES AT ALL LOCATIONS REPORTING RESULTS OF THE 10TH INTERNATIONAL WINTER X SPRING WHEAT SCREENING NURSERY

ENTRY	PEDIGREE	SEED TYPE	LOC	YIELD (KG/HA)	%OF CK	TEST WT OR 1000 KW	PL HT (CM)	LODG (%)	DAYS TO FLOWER	PUC S	PUC R	PUC G	SEPT T	E G T	STAND EST	WNT HDNS (%)	SEL	MISC
145 CONTINUED			51	3050	75	32.8	94		143						100	80		40 435
			53	1320	37		72		109									
			54								5R	1R						SV
			55				85		190		1R	30S						
			57															S
			59				77		325	99S					75			
			62			76	50		193				3					40
			64	8040	137		90		144					1	100	100		
			65	5688	77	44	90		144		20		7	1		100		5 61.9
			66					10	121						70			
			67	5812	84		85		136									4
			68				80		154		10S							9 4
			69						153									188
			71	4188	89	30.4	90	20	159	1R			3	3		100		5 36
			72	5336	139		91		128	0R						80	*	E
			77				85		151									
			78				70		133							80		
			80				75		147			5MS						
			81							20S		40S						
			85	3641	95	77	100		148						85	100		
			86				90		150		80S					100		4
			87								1		7	7				2
			91	4611	61		100		160		0S	70S				100		
			92	2811	84		89		159							100		
			93	1822	81				143									4
			95	113	2	60.3			140	40MS	5MR		6					184
			96	112	2	62.6												
			97	95	1	63.1		30										
			98								1MR	1MR						S
146	SWM754590*-01H-2H-2P-0P ND//LEE/FN/3/N/4/CNDR	HW	1				68		157	25MS					50			
			2	5760	89		102		166				4		94			
			5				85		328		20MS	20S						
			6						293									
			7	3344	61	61.0	110		315		30MS	99						
			9								0R	50S						
			101				60	0	149					4				
			103	2969	62		88		140					5	75	100		190
			10				100		163				1			70		
			14	4525	15	33.5	75		137		0R							2
			15													40		
			16				95									70		
			17													0		0
			18	5469	107	84.1	115		322		10MR						*	

TABLE 2. TABULATION OF ALL AGRONOMIC CHARACTERISTICS MEASURED FOR ALL ENTRIES AT ALL LOCATIONS REPORTING RESULTS OF THE 10TH INTERNATIONAL WINTER X SPRING WHEAT SCREENING NURSERY

ENTRY	PEDIGREE	SEED TYPE	LOC	YIELD (KG/HA)	%OF CK	TEST WT OR 1000 KW	PL HT (CM)	LODG (%)	DAYS TO FLOWER	PUC S	PUC R	PUC G	SEPT T	E G T	STAND EST	WNT HDNS (%)	SEL	MISC
146 CONTINUED																		
			19							20S	10M	60S						
			20				85		155									
			22			18.1	91		132	0 R				MR				MR
			23	3154	78	28.0	96		142	30R						100		
			25				90		135	40MS			7	8	63	100		
			26				110		130	1MR	60MS		5		75			
			27				90		124	1MR								
			29							25MS		30S						
			32							1R								W
			34													0		
			35	7020	111		105		153		0R	0R		3				
			36	7770	120				162	1	1		3	2				
			37	8253	110	36	105	5	160		1R		5	5				73.2
			38				100		156	10R			6					G
			39				110		156	25MR				3	95	100		
			41				85		130			10MS						
			42	3939	78		91		142		20	75		7				
			43				95		136					9		30		
			46	5269	88		85		149							100		
			48						177		5MR					75		
			51	4700	116	34.5	85		139						100	80		41 450
			53	400	11		73		109									
			54								50MS	5MR						SV
			55						190		5MR	10S						
			57															S
			59				84		327	20R					80			
			62			73	70		199	5R			7					40
			64				100		149					2	100	100		
			65	7063	96	42	95		146		10		7	1		90	*	3 81.7
			66					15	119						70			
			67				80		138									6
			68				75		153		30S	10S						9 2
			69						156									188
			71	4750	101	31.1	95	5	163	1MR	10		2	5		90		4 44
			72	5003	130		95		127	0R						60		E
			77				80		151									
			78				80		135							70		
			80				75		150			10S						
			81									80S						
			85	3313	87	72	94		151						75	100		
			86				88		150		30S					95		4
			87								1		6	6				2
			91	3028	40		98		160		0R	5R				90		
			92	2444	73		86		162							100		
			93	1389	62				144									3
			95	121	2	61.8			143	30MR	5R		4					190
			96	101	2	60.1												
			97	97	1	61.2												
			98															W

TABLE 2. TABULATION OF ALL AGRONOMIC CHARACTERISTICS MEASURED FOR ALL ENTRIES AT ALL LOCATIONS REPORTING RESULTS OF THE 10TH INTERNATIONAL WINTER X SPRING WHEAT SCREENING NURSERY

ENTRY	PEDIGREE	SEED TYPE	LOC	YIELD (KG/HA)	%OF CK	TEST WT OR 1000 KW	PL HT (CM)	LODG (%)	DAYS TO FLOWER	PUC S	PUC R	PUC G	SEPT T	E G T	STAND EST	WNT HDNS (%)	SEL	MISC
147	SWM754595*-03P-1H-1H-0H	HW	1				78		157						70			
	ND/VG9144//TORIM		2	5600	86		111		166				5		96			
			5				85		330		50S	30S						
			6						314									
			7	2855	52	61.3	108		314		30S	99						
			9								70S	50S						
			101				64	0	150					4				
			103	1941	41		80		140					5	68	100		195
			10				98		164				1			80		
			14	4988	17	33.7	84		135		0R							2
			15													40		
			16				97									70		
			17													0		0
			18	5536	108	84.1	120		323		5MR						*	
			19							5M	5R	80S						
			20				80		154									
			22			17.8	93		132	0MR				MS				MR
			23	3094	76	27.3	101		142	20R						95		
			25				90		132	15MS			7	7	71	100		
			26				110		130	1MR	60MS		5		78			
			27				89		124	1MR								
			29							20MR		25S						
			32							1R								W
			34													0		
			35	6090	97		105		154		0R	0R		5				
			36	8214	126				160	1	1		4	3				
			37	8987	120	38	105		162		1R		4	6				74.8
			38				105		156	30MS			4					G
			39				110		156	25MR				3	95	100		
			41				81		131									
			42	3409	67		90		143		40	80		7				
			43				105		135					9		20		
			46	4536	76		90		148							100		
			48						178		1R					75		
			51	2090	52	36.0	85		143						100	50		20 335
			53	440	12		73		109									
			54								20MR	10X						SV
			55						195		5MS	5S						
			57															MS
			59				84		327	1R					50			
			62			73	60		167	5R								40
			64				100		149					4	100	100		
			65	4913	67	38	90		147		10		4	1		90		2 78.7
			66					10	119						70			

TABLE 2. TABULATION OF ALL AGRONOMIC CHARACTERISTICS MEASURED FOR ALL ENTRIES AT ALL LOCATIONS REPORTING RESULTS OF THE 10TH INTERNATIONAL WINTER X SPRING WHEAT SCREENING NURSERY

ENTRY	PEDIGREE	SEED TYPE	LOC	YIELD (KG/HA)	%OF CK	TEST WT OR 1000 KW	PL HT (CM)	LODG (%)	DAYS TO FLOWER	PUC S	PUC R	PUC G	SEPT T	E G T	STAND EST	WNT HDNS (%)	SEL	MISC
147 CONTINUED																		
			67				80		138									5
			68				94		154		30S	20S						9 3
			69						156									108
			71	4938	105	33.1	95	0	163	1MR	10		3	5		90		4 43
			72	5003	130		95		128	0R						60		E
			77				80		152									
			78				80		133							70		
			80				75					20S						
			81									80S						
			85	3319	87	73	97		151						75	100		
			86				96		150		20MS					100		4
			87								1		3	3				1
			91	3236	43		97		161		0R	5R				95		
			92	2322	69		86		164							100		
			93	2266	101				145								*	1
			95	122	2	61.8			145	30MS	0R		4					190
			96	88	1	60.5												
			97	106	1	61.2												
			98															W
148	SW0750051A-01H-1H-3H-0P	HW	1				90		156	25MS					60			
	COFN/BEZ//SUW92/CI13645/3/NAI60/4/		2	3840	59		106		165				5		96			
	EMU S,F1/5/CB74-472		5				90		330		50S	10S						
			6						309									
			7	4600	84	70.9	114		313		5S	50						
			9								0R	30S						
			101				79	20	144					0				
			103	2741	57		88		138		10S			0	75	100		212
			10				101		159				1			70		
			14	4075	14	40.8	84		137		0R							0
			15													60		
			16				102									100		
			17													0		0
			18	4202	82	83.0	120		319								*	
			19									5MR						
			20				70		152								*	
			22			20.2	99		131	0 R				R				MR
			23				100		142	5R	5S					100		
			25				90		132	1R			7	0	46	100		6
			26				110		129	1MR			8		72			
			27				93		122	1MR								
			29														*	
			32															W
			34													0		

TABLE 2. TABULATION OF ALL AGRONOMIC CHARACTERISTICS MEASURED FOR ALL ENTRIES AT ALL LOCATIONS REPORTING RESULTS OF THE 10TH INTERNATIONAL WINTER X SPRING WHEAT SCREENING NURSERY

ENTRY	PEDIGREE	SEED TYPE	LOC	YIELD (KG/HA)	%OF CK	TEST WT OR 1000 KW	PL HT (CM)	LODG (%)	DAYS TO FLOWER	PUC S	PUC R	PUC G	SEPT T	E G T	STAND EST	WNT HDNS (%)	SEL	MISC
148 CONTINUED			35	5360	85		115	20	151		0R	0R		1				
			36	6605	102				158	1	1		2	1				
			37	7336	98	41	110	40	160		1R		3	1				76.7
			38				100		152	1R			4					FG
			39				115		155	5R				1	95	100		
			41				94		129			5MS						
			42				104		141		5	5		6				
			43				95	10	134					9				
			46	4602	77		90		147	5S						100		
			48						175		5MR					99		
			51	2120	52	34.0	90		134						100	30		39 465
			53	1200	33		75		109									
			54								30X	1R						SV
			55						185		1MS							
			57															
			59				92		327	10R					60			
			62			72	70		197				3					41
			64	6970	119		105	50	144					1	100	100		
			65	3763	51	42	95		144		20		5	1		90		3 81.1
			66					10	119						65			
			67				89		136									4
			68				85		155			1S						9 2
			69						153									188
			71	4563	97	35.1	105	40	158				5	0		100		4 67
			72	4669	122		105		128	0R						80		SP
			77				90		149									
			78				75		135							80		
			80				85		150									
			81							20MS								
			85	3114	81	78	105		149						85	100		
			86				103		149		10MS					100		4
			87								1		3	3				2
			91	4820	64		105		159		0R	0X				100		
			92	2422	72		94	50	159							100		
			93	1800	80				143									2
			95	94	2				142	10MR	0R		5					187
			96	74	1													
			97	93	1	63.1		40										
			98															W
149	SWM743563*-01P14H-1S-0P COFEN/BEZO//SUW92/CI13645/3/NAI60 /4/EMU S	HW	1				80		146	65S					80			
			2	4400	68		107		164				5		97			
			5				85		328		10MR							
			6						309									

TABLE 2. TABULATION OF ALL AGRONOMIC CHARACTERISTICS MEASURED FOR ALL ENTRIES AT ALL LOCATIONS REPORTING RESULTS OF THE 10TH INTERNATIONAL WINTER X SPRING WHEAT SCREENING NURSERY

ENTRY	PEDIGREE	SEED TYPE	LOC	YIELD (KG/HA)	%OF CK	TEST WT OR 1000 KW	PL HT (CM)	LODG (%)	DAYS TO FLOWER	PUC S	PUC R	PUC G	SEPT T	E G T	STAND EST	WNT HDNS (%)	SEL	MISC
149 CONTINUED																		
			7	4100	75	65.6	105		307		60S	15						
			9								0R	1R						
			101				66	20	145					0				
			103	2798	59		73		136		40S			0	70	100		232
			10				93		159				1			80		
			14	3513	12	37.3	75		138		0R			5				1
			15													10		
			16				91									95		
			17													8		1146
			18	5670	111	81.9	115		316		20MR						*	
			19								10M	5MR						
			20				80		119								*	
			22			13.4	92		130	0MR				MR				MR
			23				85		140							100		
			25				90		131	99S			6	0	55	100		
			26				105		129		20MS		9		73			
			27				90		118	5MS								
			29														*	
			32															W
			34													0		
			35	7490	119		105		149		1R	0R		1				
			36	7049	109				155	1	1		2	2				
			37	5869	78	37	95	20	157		1R		4	1				77.4
			38				100		152	40S			8					FP
			39				105		154	5R				1	95	100		
			41				85		127									
			42	5075	100		90		138			35		8				
			43				95		130					9				
			46	4836	81		85		142	20S						100		
			48						171		1R					75		
			51	3250	80	28.2	93		144						100	80		45 485
			53	1400	39	59.0	65		109									
			54								10R	1R						SV
			55						178		1R	1R						
			57															MS
			59				84		319	15R					70			
			62			68	70		182				7					34
			64	4800	82		95	13	142					4	100	100		
			65	5125	70	36	80		141		30		7	1		90		4 80.7
			66					15	115						65			
			67				76		133									5
			68				100		150		1MR							9 3
			69						149									187
			71	4438	95	31.1	90	15	155	1MR	30		5	0		90		6 57

TABLE 2. TABULATION OF ALL AGRONOMIC CHARACTERISTICS MEASURED FOR ALL ENTRIES AT ALL LOCATIONS REPORTING RESULTS OF THE 10TH INTERNATIONAL WINTER X SPRING WHEAT SCREENING NURSERY

ENTRY	PEDIGREE	SEED TYPE	LOC	YIELD (KG/HA)	%OF CK	TEST WT OR 1000 KW	PL HT (CM)	LODG (%)	DAYS TO FLOWER	PUC S	PUC R	PUC G	SEPT T	E G T	STAND EST	WNT HDNS (%)	SEL	MISC
149 CONTINUED																		
			72	4002	104		90		125	60S						70		SP
			77				80		149									
			78				80		127							70		
			80				65		148	10MS								
			81							20S	30S							
			85	2980	78	73	97		144						90	100		
			86				93				10MR					100		4
			87								1		3	3				2
			91	3028	40		96		156		0R	10MR				100		
			92	2578	77		88	50	157							100		
			93	1455	65				142									3
			95	119	2	60.5			139	20MR	0R		5					182
			96	87	1													
			97	108	2	61.0		20										
			98															W
150	OWW76068 *-02P-2H-0P RSB/YMH//HYS/WA4995/3/1879/MY54// OJ*2	SR	1				75		148	40S					95			
			2	6800	105		100		164				4		95			
			5				75		330		70S	10S						
			6						314									
			7	3111	57	60.5	103		309		50S	70						
			9								30MR	50S						
			101				67	0	145					3				
			103	3940	83		73		136		65S			7	77	100		276
			10				90		156				1			70	*	
			14	4188	14	27.7	65		138		0R			4				1
			15													85		
			16				85									95		
			17													7		962
			18	5003	98	77.9	95		317	80S	60S							
			19								60S	50S						
			20				80		148								*	
			22			11.1	83		130	0MR	0MS			MS				MR
			23				89		136		5MS					100		
			25				90		132	20MS	99S		7	8	60	100		
			26				95		129		20MS		8		66			
			27	3820	62	32.2	89		118									
			29									30S						
			32															W
			34													0		
			35	4970	79		95		150		1R	0R		4				
			36	7520	116				158	1	2		5	6				
			37	9904	132	38	90	20	160		99VS		2	8				73.3
			38				95		152				5					P

TABLE 2. TABULATION OF ALL AGRONOMIC CHARACTERISTICS MEASURED FOR ALL ENTRIES AT ALL LOCATIONS REPORTING RESULTS OF THE 10TH INTERNATIONAL WINTER X SPRING WHEAT SCREENING NURSERY

ENTRY	PEDIGREE	SEED TYPE	LOC	YIELD (KG/HA)	%OF CK	TEST WT OR 1000 KW	PL HT (CM)	LODG (%)	DAYS TO FLOWER	PUC S	PUC R	PUC G	SEPT T	E G T	STAND EST	WNT HDNS (%)	SEL	MISC
150 CONTINUED																		
			39				100		154	40MR				3	95	100		
			41				75		127									
			42	3863	76		79		141		95	95		8				
			43				90		131					9				
			46	4602	77		75		149	5S		5MR				100		
			48						173		10S					75		
			51	3260	81	29.1	90		144						100	80		35 430
			53	1560	43	65.0	60		105		0R							
			54								80S	1R						SV
			55				85		175		1R	1R						
			59				72		320	1R					65			
			62			69	60		179				1					40
			64				95	26	145		65MR			6	100	100		
			65	4313	59	40	80		141		90		7	3		80		7 80.5
			66					5	113						65			
			67				72		134									5
			68			64.0	96		145		40S	1S						8 1
			69						151									187
			71	4250	91	28.9	85	0	159	1MR	70		5	5		90		5 35
			72	4669	122		85		125	20MR						80		E
			77				80		150									
			78				75		130							80		
			80				70		146			30S						
			81									99S						
			85	3036	79	69	87		147						95	100		
			86				90				70S					100		2
			87										4	5				2
			91	2889	38		96		157		0S	50S				100		
			92	1822	54		81		159							100		
			93	422	19				142									4
			95	106	2	57.8			142	50MS			5					182
			96	95	2	57.0												
			97	117	2	59.3							7					
			98															W
151	OWW76173 0-01H-1H-0P	SR	1				78		160						90			
	HN VII/RMO//1523/DRC DWF,F1/3/CERCO		2	4000	62		104		168				6		93			
			5				70				20MS	50S						
			6						314									
			7	1989	36	61.0	106		324		30MS	90						
			9								0R	50S						
			101				79	0	151					4				
			10				88		165				1			70		
			12								5S	1MR		0				3

TABLE 2. TABULATION OF ALL AGRONOMIC CHARACTERISTICS MEASURED FOR ALL ENTRIES AT ALL LOCATIONS REPORTING RESULTS OF THE 10TH INTERNATIONAL WINTER X SPRING WHEAT SCREENING NURSERY

ENTRY	PEDIGREE	SEED TYPE	LOC	YIELD (KG/HA)	%OF CK	TEST WT OR 1000 KW	PL HT (CM)	LODG (%)	DAYS TO FLOWER	PUC S	PUC R	PUC G	SEPT T	E G T	STAND EST	WNT HDNS (%)	SEL	MISC
151 CONTINUED			14	1175	4	36.4	67		139		0R			5				1
			15													85		
			16				99									100		
			17													5		409
			18	4436	87	78.8	105		332		20MS						*	
			19									50S						
			20				85		159									
			22			17.5	95		139									
			23				101		147		1R					100		
			25				85		142	5MS	5MS		7	4	51	100		5
			26				100		137	1MR			8		65			
			27				84		130									
			29									25S						
			32							1R								W
			34													0		
			35	4450	71		105		158		20MS	0R		4				
			36	6272	97				162	1	1		5	3				
			37	5961	79	41	115		164		1R		6	1				73.7
			38				100		158	20MS			6					FG
			39				100		162	40S				1	90	100		
			41				94		138		10	20MS						
			42				99		148		55	99		5				
			43				90		139		10MR			7		40		
			46	4002	67		95		152			5MR				100		
			48						182		5MR					99		
			51	2160	53	37.7	94		146						100	40		33 375
			53	1400	39		65	10	121									
			54								10MR	1R						NV
			55						202		1MR	1S						
			57															VS
			59				80		330	10R					65			
			62			67	60		187									41
			64	6150	105		100	26	153					2	100	100		
			65	5750	78	44	105		149		60		5	1		100	*	2 78.7
			66					5	134						65			
			67	2666	38				145									4
			68				92		174		5S	5S						9 1
			69						147									188
			71	3125	67	30.4	100	5	166		40		3	3		100		5 43
			72	3669	96		90		138	0R						80		SP
			77				90											
			78				80		148							90		
			80				75					30S						
			81									99S						

TABLE 2. TABULATION OF ALL AGRONOMIC CHARACTERISTICS MEASURED FOR ALL ENTRIES AT ALL LOCATIONS REPORTING RESULTS OF THE 10TH INTERNATIONAL WINTER X SPRING WHEAT SCREENING NURSERY

ENTRY	PEDIGREE	SEED TYPE	LOC	YIELD (KG/HA)	%OF CK	TEST WT OR 1000 KW	PL HT (CM)	LODG (%)	DAYS TO FLOWER	PUC S	PUC R	PUC G	SEPT T	E G T	STAND EST	WNT HDNS (%)	SEL	MISC
151 CONTINUED																		
			85	2414	63	68	94		154						85	100		
			86				90				20MS					100		4
			87								1		5	6				2
			91	1875	25		105		165		0R	70S				100		
			92	2589	77		98		164							100		
			93	400	18				154									5
			95	107	2	59.8			148	10MR	10MR		6					195
			96	80	1	59.5												
			97	93	1	60.7												
			98															W
152	OWW74056*-3H-1H-3H -0S	SR	1				78		148						85			
	MILDRESS/CZECH X		2	6000	93		108		162				5		95			
			5								20MS	80S						
			6						309									
			7	3089	56	62.8	108		309		60MS	99						
			9								0R	80S						
			101				68	0	144					8				
			10				95		158				1			70		
			14	5188	18	37.2	69		135		5MS			1				0
			15													75		
			16				94									95		
			17													3		529
			18	4769	93	78.6	105		322	5MR	20S						*	
			19								5S	90S						
			20				85		152									
			22			31.9	93		126					S				MR
			23				108		138		5S			8		100		
			25				95		132	10MS	50MS		5	8	66	100		3
			26				110	100	128	1M			6		72			
			27				97		120	1MR								
			29							50MS		40S						
			32															W
			34													0		
			35	5390	85		105		150		1R	50S		5				
			36	8192	126				159	1	1		3	6				
			37	9629	128	43	110		160		1R		3	7				78.5
			38				95		152	20S			3					FG
			39				110		155	10MR				5	95	100		
			41				90		126		20	60MS						
			42				97		140		99	99		8				
			43				95		131					7		20		
			46	5269	88		85		144			5MS				100		
			48						177		10S					75		

TABLE 2. TABULATION OF ALL AGRONOMIC CHARACTERISTICS MEASURED FOR ALL ENTRIES AT ALL LOCATIONS REPORTING RESULTS OF THE 10TH INTERNATIONAL WINTER X SPRING WHEAT SCREENING NURSERY

ENTRY	PEDIGREE	SEED TYPE	LOC	YIELD (KG/HA)	%OF CK	TEST WT OR 1000 KW	PL HT (CM)	LODG (%)	DAYS TO FLOWER	PUC S	PUC R	PUC G	SEPT T	E G T	STAND EST	WNT HDNS (%)	SEL	MISC
152 CONTINUED			51	3270	81	37.5	97		140						100	70		27 520
			53	1760	49	63.0	65		111									
			54								20MS	1R						NV
			55				105		201		5MR	40S						
			59				84		324	99S					65			
			62			67	60		207			20S	3					40
			64	5740	98		105	26	146					7	100	100		
			65	4875	66	36	90		144		10		3	2		90		4 78.3
			66					5	112						70			
			67						135									5
			68				108		155			10S						8 3
			69						155									191
			71	3625	77	29.8	95	0	159	1MS			5	7		100		5 25
			72	4669	122		90		126	0R						80	*	SP
			77				80		149									
			78				75		133							90		
			80				75		145			40S						
			81									99S						
			85	2975	78	75	100		148						85	100		
			86				91		149		60S					95		5
			87								1		7	7				1
			91	3334	44		102		161		0S	70S				100		
			92	4344	129		91		158							100		
			93	1311	58				141									3
			95	111	2	58.4			138	30MS	20S		7					186
			96	96	2	59.9												
			97	111	2	59.8		40										
			98															W
153 SWM765886*-01H-1H-0P R37/GHL 1//POLLO 1		SR	1				70		150						70			
			2	5680	88		112		163				5		96			
			5				90		340		20MS							
			6						290									
			7	8377	153	66.2	105		309		80	15					*	
			9								80S	20MR						
			101	3750	75	32.0	78	0	141					8			*	
			10				80		155				1			60		
			14	3813	13	34.9	75		138		0R			2				0
			15													60		
			16				92									90		
			17													3		737
			18	4269	84	76.3	105		311	60S								
			19							30S	1MR	60M						
			20				85		142									

TABLE 2. TABULATION OF ALL AGRONOMIC CHARACTERISTICS MEASURED FOR ALL ENTRIES AT ALL LOCATIONS REPORTING RESULTS OF THE 10TH INTERNATIONAL WINTER X SPRING WHEAT SCREENING NURSERY

ENTRY	PEDIGREE	SEED TYPE	LOC	YIELD (KG/HA)	%OF CK	TEST WT OR 1000 KW	PL HT (CM)	LODG (%)	DAYS TO FLOWER	PUC S	PUC R	PUC G	SEPT T	E G T	STAND EST	WNT HDNS (%)	SEL	MISC
153 CONTINUED																		
			22			29.5	88		126					MR				MR
			23				100		138		5S			8		100		
			25				95		131		20MS		5	8		100		5
			26				100	100	128				9		78			
			27	4082	67	28.4	89		116									
			29									15MR					*	
			32															W
			34													0		
			35	4910	78		105		150		0R	0R		6				
			36	6466	100				151	1	1		3	5				
			37	7795	104	45	90		157		50MS		3	6				78.8
			38				85		152	40S			7					FP
			39				100		153	40S				5	95	100		
			41				100		125			50MS						
			42				92		140		60	35		7				
			43				100		131					7		20		
			46	4669	78		90		145							90		
			48						175		5MR					99		
			51	3760	93	36.6	90		143						100	70		20 235
			53	1840	51	67.5	80		101									
			54								20MR	1R						NV
			55				105		198		1MR	1R						
			57															MS
			59				75		324	20R					75			
			62			70	85		186				9					40
			64	5030	86		95	26	145					8	100	100		
			65	3413	46	36	90		141		20		6	3		90		8
			66					5	110						70			
			67	6686	96				135									5
			68			68.2	102		145									7 6
			69						151									187
			71	3938	84	32.3	85	10	154	5S			7	5		95		5 19
			72	4669	122		95		125	0R						80		SP
			77				85		149								*	
			78				80		129							80		
			80				85		140									
			81									99S						
			85	3003	78	77	95		146						80	100		
			86				87		148		50S					100		5
			87						144		1		6	6				1
			91	5070	67		100		156		0R	30MS				100		
			92	2578	77		83		157							100		
			93	1744	78				143									3
			95	98	2				137	20MR	40S		5					182
			96	93	1	58.6												
			97	108	2	60.3							8					
			98															W

TABLE 2. TABULATION OF ALL AGRONOMIC CHARACTERISTICS MEASURED FOR ALL ENTRIES AT ALL LOCATIONS REPORTING RESULTS OF THE 10TH INTERNATIONAL WINTER X SPRING WHEAT SCREENING NURSERY

ENTRY	PEDIGREE	SEED TYPE	LOC	YIELD (KG/HA)	%OF CK	TEST WT OR 1000 KW	PL HT (CM)	LODG (%)	DAYS TO FLOWER	PUC S	PUC R	PUC G	SEPT T	E G T	STAND EST	WNT HDNS (%)	SEL	MISC
154	SWM765943*-01H-3H-0S HN IV/4/KT54A/N10B//KT54B/3/NI/5/ BLUETIT	SR	1				80		152						70			
			2	4000	62		110		167				5		96			
			5				75		325			10S						
			6						309									
			7	3744	68	64.8	106		320		10MS	50	4					
			9								0R	5MR						
			101				81	0	149					6				
			10				93		165				1			60		
			14	4563	16	34.6	80		139		0R							0
			15													20		
			16				95									85		
			17													0		0
			18	4736	93	80.6	110		322								*	
			19								1R	10S						
			20				80		152									
			22			15.5	98		131					R				MR
			23				107		142		5R					93		
			25				95		135	5MR			9	4	54	100		5
			26				115	90	128				9		74			
			27	4284	70	28.6	98		121									
			29									10MS						
			32							5MR								S
			34													0		
			35	5920	94		105		155		0R	0R		3				
			36	7853	121				160	1	1		3	2				
			37	5961	79	39	115	40	163		1R		7	3				77.0
			38				105		156				7					FP
			39				110		156	40S				1	95	100		
			41				95		132									
			42				95		146		80	70		6				
			43				100	10	137					5				
			46	4069	68		80		150							100		
			48						175		5MR					75		
			51	840	21	33.1	92		143						100	5		20 315
			53	1360	38		81	10	110									
			54								5R	5MS						V
			55						198		1R							
			57															S
			59				83		328	20R					50			
			62			74	70		166				3					38
			64	6280	107		100	50	149					2	100	100		
			65	2513	34	36	80		146		60		6	3		90		8
			66					5	125						65			
			67						140									6

TABLE 2. TABULATION OF ALL AGRONOMIC CHARACTERISTICS MEASURED FOR ALL ENTRIES AT ALL LOCATIONS REPORTING RESULTS OF THE 10TH INTERNATIONAL WINTER X SPRING WHEAT SCREENING NURSERY

ENTRY	PEDIGREE	SEED TYPE	LOC	YIELD (KG/HA)	%OF CK	TEST WT OR 1000 KW	PL HT (CM)	LODG (%)	DAYS TO FLOWER	PUC S	PUC R	PUC G	SEPT T	E G T	STAND EST	WNT HDNS (%)	SEL	MISC
154 CONTINUED																		
			68				98		154									5 5
			69						157									189
			71	3688	79	32.6	100	20	163		20		3	7		95		4 38
			72	4336	113		95		125	0R						60		E
			77				85		152									
			78				80		138							70		
			80				80					30S						
			81								60S							
			85	2403	63	74	98		150						90	100		
			86				100		150		1S					90		3
			87								1		6	6				3
			91	1986	26		98		160		0R	0X				90		
			92				90		162							100		
			93	800	36				155									5
			95	80	1				143	20MR	0R		6					188
			96	74	1													
			97	108	2	62.1							7					
			98								20MS							I
155	SWM766025*-04H-1H-0H V6707/4/PATO/CAL/3/7C//88/CNO	SR	1				85		158	10MS					70			
			2	3200	49		100		164				4		96			
			5				70											
			6						314									
			7	6233	114	67.1	111		321		10MS	5						
			9							1MS	0R	1R						
			101				80	0	148					4				
			10				94		163				1			70		
			14	3100	11	31.8	73		138		0R							0
			15													80		
			16				97									100		
			17													47	*	3325
			18	2768	54	79.4	105		323	80S								
			19							1R		5S						
			20				80		154									
			22			21.4	96		132	0 R				MR				MR
			23				97		146	5R						100		
			25				80		142	10MR			0	2	57	100		5
			26				115		124	1MR			6		78			
			27				88		124									
			29							50MS		20S						
			32							1R								W
			34													60		
			35	5660	90		115		154		1R	0R		3				
			36	6660	103				162	1	1		3	5				

TABLE 2. TABULATION OF ALL AGRONOMIC CHARACTERISTICS MEASURED FOR ALL ENTRIES AT ALL LOCATIONS REPORTING RESULTS OF THE 10TH INTERNATIONAL WINTER X SPRING WHEAT SCREENING NURSERY

ENTRY	PEDIGREE	SEED TYPE	LOC	YIELD (KG/HA)	%OF CK	TEST WT OR 1000 KW	PL HT (CM)	LODG (%)	DAYS TO FLOWER	PUC S	PUC R	PUC G	SEPT T	E G T	STAND EST	WNT HDNS (%)	SEL	MISC
155 CONTINUED			37	8070	107	39	100	60	160		1R		3	7				76.6
			38				90		155	40S			3					FP
			39				100		158	25MR				3	95	100		
			41				85		138			20MS						
			42				96		145		50	70		6				
			43				85	10	138					5				
			46	3702	62		90		151	5MS						100		
			48						176		1R					99		
			51	2960	73	30.8	93		140						95	20		53 390
			53	1440	40	61.0	81	10	112									
			54								10R	1R						NV
			55				105		203		1R							
			57															MS
			59				85		328	99X					70			
			62			69	65		196				3					38
			64	5060	86		95	50	149					4	75	100		
			65	5500	75	36	95		147		60		5	1		80		7 80.7
			66					5	126						65			
			67						142									4
			68				90		166		5MR	1S						9 1
			69						157									188
			71	3750	80	32.1	100	60	162	5MR	20		3	7		90		3 33
			72	4002	104		95		135	0R						80		SP
			77				80		153									
			78				85		136							90		
			80				80					40S						
			81									99S						
			85	2176	57	73	98		153						50	100		
			86				103		150		20MR					90		3
			87								1		6	7				2
			91	4667	62		98		161		0R	50MS				100		
			92	3011	90		88		163							100		
			93	867	39				155									4
			95	112	2	59.7			144	10MR	0R		6					186
			96	75	1													
			97	107	1	62.0		20										
			98								30MS	0MS						S
156	SWM766025*-04H-1P-0P V6707/4/PATO/CAL/3/7C//BB/CNO	SR	1				88		157						80			
			2	2800	43		108		166				5		97			
			5				65											
			6						309									
			7	5166	94	68.2	116		316		50S	50						
			9								0R	5S						

TABLE 2. TABULATION OF ALL AGRONOMIC CHARACTERISTICS MEASURED FOR ALL ENTRIES AT ALL LOCATIONS REPORTING RESULTS OF THE 10TH INTERNATIONAL WINTER X SPRING WHEAT SCREENING NURSERY

ENTRY	PEDIGREE	SEED LOC TYPE	YIELD (KG/HA)	%OF CK	TEST WT OR 1000 KW	PL HT (CM)	LODG (%)	DAYS TO FLOWER	PUC S	PUC R	PUC G	SEPT T	E G T	STAND EST	WNT HDNS (%)	SEL	MISC
156 CONTINUED																	
		101	3750	75	30.0	71	0	149					4			*	
		103	514	11		80		138					3	71	100		24
		10				98		159				1			70		
		14	4063	14	24.6	70		138		0R			5				0
		15													80		
		16				98									90		
		17													44	*	2660
		18	4135	81	79.2	100		322	80S								
		19									5S						
		20				85		154									
		22			22.0	97		131					R				MR
		23				103		142	5R						100		
		25				90		139	5R			7	4	65	100		3
		26				115		124	1MR			6		85			
		27				89		123									
		29							50MR		25S						
		32							1R								W
		34													78		
		35	5400	86		115		153		0R	0R		3				
		36	6577	101				160	1	1		4	3				
		37	6786	90	39	105	40	160		1R		4	5				77.1
		38				105		154	60S			7					FP
		39				105		153	25MR				3	100	100		
		41				95		132			40MS						
		42				92		143		5	95		6				
		43				90		136					5				
		46	3802	63		85		151							90		
		48						177		1R					99		
		51	2060	51	30.2	90		141						100	70		36 430
		53	1280	36		82		110									
		54								5R	1R						NV
		55				95		203		1MR							
		59				87		328	20R					65			
		62			70	75		215									35
		64	4660	80		100	26	146		10R			4	100	100		
		65	5288	72	40	90		144		60		5	1		70		4 79.3
		66					10	122						65			
		67	5666	82				139									5
		68				100		163			5S						9 4
		69						156									188
		71	5000	107	34.8	95	60	163	1R	10		2	5		100		3 29
		72	5003	130		95		133	0R						80		E
		77				80		152									
		78				70		138							80		

TABLE 2. TABULATION OF ALL AGRONOMIC CHARACTERISTICS MEASURED FOR ALL ENTRIES AT ALL LOCATIONS REPORTING RESULTS OF THE 10TH INTERNATIONAL WINTER X SPRING WHEAT SCREENING NURSERY

ENTRY	PEDIGREE	SEED TYPE	LOC	YIELD (KG/HA)	%OF CK	TEST WT OR 1000 KW	PL HT (CM)	LODG (%)	DAYS TO FLOWER	PUC S	PUC R	PUC G	SEPT T	E G T	STAND EST	WNT HDNS (%)	SEL	MISC
156 CONTINUED																		
			80				80		150			40S						
			81									99S						
			85	3297	86	73	94		149						85	100		
			86				96		150		10MR					100		3
			87								1		6	7				2
			91	3556	47		100		160		0R	70S				100		
			92	2711	81		95		160							100		
			93	878	39				154									3
			95	104	2	60.0			142	20MR			7					184
			96	83	1	60.5												
			97	79	1			60										
			98								20MR	1MR						I
157	SWM766168*-02H-1H-0S LFN/NAD//LFN/BEZ/3/PTM	SR	1				75		149						65			
			2	4400	68		118		164				4		97			
			5				65		328		80S	10S						
			6						309									
			7	3922	71	68.2	113		315		60S	50						
			9								60MS	90S						
			101				70	0	140					3				
			103	5196	109		90		136		99S			1	77	100		246
			10				93		156				1			70		
			14	4463	15	38.0	79		138		40S			2				0
			15													40		
			16				99									95		
			17													25		1034
			18	4669	92	81.2	115		321	5MR	60S							
			19								50S	10S						
			20				85		142									
			22			21.5	100		127	0 R	0MR			MR				MR
			23				108		138	5R	99S					100		
			25				95		132	50MS	80S		8	7	76	100		7
			26				110		127	1MS			5		64			
			27				88		117		10MS							
			29							50MR		1R						
			32							1R								S
			34													7		
			35	6240	99		110		150		60S	0R		2				
			36	7104	109				156	1	4		4	2				
			37	7336	98	42	105		158		99VS		6	3				75.7
			38				100		152	30S	10S		7					FP
			39				105		153	25MR				3	95	100		
			41				88		130			40MS						
			42				95		138		99	20		7				

TABLE 2. TABULATION OF ALL AGRONOMIC CHARACTERISTICS MEASURED FOR ALL ENTRIES AT ALL LOCATIONS REPORTING RESULTS OF THE 10TH INTERNATIONAL WINTER X SPRING WHEAT SCREENING NURSERY

ENTRY	PEDIGREE	SEED TYPE	LOC	YIELD (KG/HA)	%OF CK	TEST WT OR 1000 KW	PL HT (CM)	LODG (%)	DAYS TO FLOWER	PUC S	PUC R	PUC G	SEPT T	E G T	STAND EST	WNT HDNS (%)	SEL	MISC
157 CONTINUED																		
			43				95		130		40MR			7				
			46	4469	74		85		148			15MS				95		
			48						172		65S					75		
			51	1490	37	38.0	85		142						100	20		46 265
			53	2120	59	67.0	80		112									
			54								60S	5S						SV
			55						195		40S	5S						
			59				78		327	99K					65			
			62			72	70		142			1	1					40
			64	7090	121		100		143		65S			5	100	100		
			65	5813	79	44	95		144		80		7	2		70		4 80.7
			66					10	114						55			
			67						137									5
			68			69.0	104		151		30S	50S						4 0
			69						153									188
			71	5500	117	34.1	95	20	162	1MS	70		4	5		100		4 26
			72	5670	148		105		126	0R						70	*	SP
			75															VF
			77				85		149									
			78				80		134							90		
			80				70		148			10S						
			81								60S							
			85	2736	71	77	101		148						85	95		
			86				91		148		60S					90		4
			87								5		5	7				3
			91	3500	46		105		157		0S	70S				98		
			92				104	50	157							100		
			93	1111	50				150									4
			95	101	2	60.0			140	30MS	60S		7					182
			96	100	2	62.2												
			97	81	1			50					8					
			98								30MR	0S						S
158	SWM754354*-04P-3P-2P-0P CO/PCHU//TORIM	SR	1				95		146	5MR					80			
			2	5600	86		120		163				2		98			
			5				90		325		30S	20S						
			6						287									
			7	3677	67	61.5	125		313		5S	99	4					
			9								30MR	90S						
			101				91	20	145					8				
			103	343	7		90		138		1R			5	83	100		6
			10				102		158				3			70		
			14	4050	14	30.8	86		139		0R			4				1
			15													50		

TABLE 2. TABULATION OF ALL AGRONOMIC CHARACTERISTICS MEASURED FOR ALL ENTRIES AT ALL LOCATIONS REPORTING RESULTS OF THE 10TH INTERNATIONAL WINTER X SPRING WHEAT SCREENING NURSERY

ENTRY	PEDIGREE	SEED TYPE	LOC	YIELD (KG/HA)	%OF CK	TEST WT OR 1000 KW	PL HT (CM)	LODG (%)	DAYS TO FLOWER	PUC S	PUC R	PUC G	SEPT T	E G T	STAND EST	WNT HDNS (%)	SEL	MISC
158 CONTINUED																		
			16				104									75		
			17													2		176
			18	5903	116	80.3	120		315								*	
			19							30S	5MR	90S						
			20				95		148									
			22				110		126		0MR			R				MS
			23				115		138	20R	25S					100		
			25				110		132	10S	40MS		5	5	63	100		7
			26				120	90	128	1MR			5		89			
			27				98		119	10MS								
			29									25S						
			32							10MS								S
			34													0		
			35	5970	95		115		146		0R	0R		3				
			36	7770	120				157	1	1		3	2				
			37	7428	99	41	120	20	159		1R		4	4				80.3
			38				115		154	1R			5				*	FG
			39				115		153	25MR				3	100	100		
			41				110		126			10MS						
			42	4697	93		110		139		90	90		7				
			43				105	10	134					7		20		
			46	4336	72		100		144			15S				98		
			48						173		40S					75		
			51	1950	48	39.3	96		142						180	20		360
			53	1400	39	58.0	85		100									
			54								99S	60S						V
			55						185		5MS	30S						
			59				98		327	1R					55			
			62			67	75		172	5R			1					35
			64	7120	122		105	13	143					6	100	100		
			65	6038	82	48	95		144		80		6	1		100		3 80.9
			66					10	112						65			
			67						136									6
			68			76.6	114		147		5MS	60S						2 1
			69						153									188
			71	3250	69	28.9	75	5	153		20		7	5		70		4 36
			72	4002	104		95		126	60S						70		E
			75															VF
			77				95		151									
			78				90		131							70		
			80				90		146			30S						
			81									80S						
			85	2747	72	77	110		148						80	100		
			86				112		146		30S					90		3
			87								1		6	7				3
			91	3667	49		110		157		0X	90S				100		
			92				106		158							100		
			93	1722	77				146									3
			95	111	2	61.7			141	10MR	50S		6					185
			96	100	2	60.0												
			97	40	1	61.0		80										
			98								30S	0S						I

TABLE 2. TABULATION OF ALL AGRONOMIC CHARACTERISTICS MEASURED FOR ALL ENTRIES AT ALL LOCATIONS REPORTING RESULTS OF THE 10TH INTERNATIONAL WINTER X SPRING WHEAT SCREENING NURSERY

ENTRY	PEDIGREE	SEED TYPE	LOC	YIELD (KG/HA)	%OF CK	TEST WT OR 1000 KW	PL HT (CM)	LODG (%)	DAYS TO FLOWER	PUC S	PUC R	PUC G	SEPT T	E G T	STAND EST	WNT HDNS (%)	SEL	MISC
159	OWW76033 *-07H-1H-0P	1					78		157						70			
	HYS/T2484-35T-2T-1T CB75-270	2		5600	86		119		162				3		96			
		5					80		332			20S						
		6							291									
		7		1444	26		110		310		30S	99						
		9									0R	90S						
		101					82	20	148					6				
		103		571	12		90		142		10S			7	75	100		16
		10					105		164				1			70		
		14		2250	8	35.2	76		140		0R			4				0
		15														80		
		16					101									70		
		17														1		32
		18		5569	109	80.3	120		314	20MR							*	
		19										90S						
		20					90		152									
		22				21.8	101		131					S				S
		23		2166	54	29.5	117		139	1R	50MS					100		
		25					110		135	10X	20S		8	8	63	100		5
		26					130	90	132	1MR			5		78			
		27					96		121									
		29								10R		30S						
		32								1R								W
		34														20		
		35		5620	89		120	30	153		1R	60S		3				
		36		7409	114				158	1	1		2	1				
		37		7061	94	40	115	20	162		1R		3	4				72.7
		38					115		155	10S			4				*	VG
		39					110		159	40S				1	95	100		
		41					100		133		5	30MS						
		42					110		145		90	99		7				
		43					100	20	136					5				
		46		3602	60		90		153			20S				100		
		48						10	182		10S					99		
		51		1315	33	35.2	94		141						100	30		59 385
		53		1320	37		85		100					1				
		54									10MR	20S						SV
		55							201		1MS	5S						
		59					90		328	20R					60			
		62				69	80		195	1		1	5					45
		64		3430	59		100	50	153					5	75	100		
		65		8850	120	44	115	10	147		70		4	2		100		2 79.1
		66						15	110						60			
		67							141									4

TABLE 2. TABULATION OF ALL AGRONOMIC CHARACTERISTICS MEASURED FOR ALL ENTRIES AT ALL LOCATIONS REPORTING RESULTS OF THE 10TH INTERNATIONAL WINTER & SPRING WHEAT SCREENING NURSERY

ENTRY	PEDIGREE	SEED TYPE	LOC	YIELD (KG/HA)	%OF CK	TEST WT OR 1000 KW	PL HT (CM)	LODG (%)	DAYS TO FLOWER	PUC S	PUC R	PUC G	SEPT T	E G T	STAND EST	WNT HDNS (%)	SEL	MISC
159 CONTINUED			68			70.8	116		154			40S						2 3
			69						158									191
			71	4875	104	37.7	110	10	164	1MR	30		2	7		95		4 33
			72	5670	148		100		126	20MR						90		SP
			77				95		153									
			78				70		135							70		
			80				90					40S						
			81									99S						
			85	2509	66	72	114		154						80	100		
			86				102		151		10S					95		4
			87								1		7	8				3
			91	2250	30		110		162		0R	90S				100		
			92				105	50	161							100		
			93	1055	47				147									3
			95	121	2	58.9			139	10MR	5MR		6					187
			96	104	2	58.6												
			97	107	1	59.6		20										
			98															W
161	OWW77609 C -2P-0P TJB788-1039/4/CD/3/VG8056//CD/SK,F1 /5/HQN/SN//II50-18/V		1				75		146	25MS					85			
			2	4400	68		91		166				4		96			
			5				65		319		80S	30S						
			6						287									
			7	989	18		92		308		20S	99						
			9								0R	50S						
			101				67	20	145		1X			1				
			103	3826	80		70		139		65S			1	85	100		222
			10				93		160				1			60	*	
			14	4313	15	33.4	62		140		0R							1
			15													75		
			16				80									70		
			17													0		0
			18	5603	110	81.5	95		319	60S	50S							
			19								40M	80S						
			20				75		143								*	
			22			16.0	78		131	0 R	0 R			MR				MR
			23				85		137	40R	30MS					100		
			25				75		131	40S			8	9	79	100		7
			26				90		128	1MR			5		70			
			27				80		117	5MS								
			29									30S						
			32							1R								W
			34													0		
			35	7240	115	33.3	95		150		1R	0R		2			*	

TABLE 2. TABULATION OF ALL AGRONOMIC CHARACTERISTICS MEASURED FOR ALL ENTRIES AT ALL LOCATIONS REPORTING RESULTS OF THE 10TH INTERNATIONAL WINTER X SPRING WHEAT SCREENING NURSERY

ENTRY	PEDIGREE	SEED TYPE	LOC	YIELD (KG/HA)	%OF CK	TEST WT OR 1000 KW	PL HT (CM)	LODG (%)	DAYS TO FLOWER	PUC S	PUC R	PUC G	SEPT T	E G T	STAND EST	WNT HONS (%)	SEL	MISC
161 CONTINUED																		
			36	6438	99				160	1	1		5	2				
			37	7336	98	35	110	5	159		1R		3	1				72.3
			38				100		152	40S			7					G
			39				95		150	40MS				1	95	100		
			41				80		129		5							
			42				85		142		99	99		7				
			43				85		132					9				
			46	5303	88		80		148							100		
			48						175		25S					75		
			51	2650	66	32.1	80		143						100	10		34 300
			53	1040	29		82		107					2				
			54								10MR	5MR						SV
			55						185		1MR	5S						
			57						126									VS
			59				80		327	50X			7		50		*	
			62			72	65		188			1	1					43
			64	6480	111		85		149		40S			3	100	100		
			65	8937	122	40	95		145		90		5	3		80	*	3 80.3
			66					10	110						70			
			67						137									5
			68			64.0	88		144									1 4
			69						153									189
			71	4625	99	31.9	90	15	158	1MS	30		2	5		100		5 43
			72	4669	122		80		126	0R						80		E
			75															VF
			77				80		152									
			78				70		133							80		
			80				70		147			40S						
			81							20S		99S						
			85	3102	81	64	82		150						80	100		
			86				87		151		70S					60		5
			87								1		3	4				3
			91	3139	42		86		158		0S	0X				100		
			92	2133	64		84	30	162							100		
			93	1033	46				153									4
			95	116	2	60.0			142	10MR	60S		7					186
			96	111	2	60.5												
			97	120	2	61.2												
			98															W
162	SWM765963*-10H-2H-0P	HR	1				80		148	25MS					85			
	CAR 193/WOODPECKER S		2	3920	60		95		162				6		97			
			5				80		325			20MS						
			6				75		255		10MS	10S	2				*	

TABLE 2. TABULATION OF ALL AGRONOMIC CHARACTERISTICS MEASURED FOR ALL ENTRIES AT ALL LOCATIONS REPORTING RESULTS OF THE 10TH INTERNATIONAL WINTER X SPRING WHEAT SCREENING NURSERY

ENTRY	PEDIGREE	SEED TYPE	LOC	YIELD (KG/HA)	%OF CK	TEST WT OR 1000 KW	PL HT (CM)	LODG (%)	DAYS TO FLOWER	PUC S	PUC R	PUC G	SEPT T	E G T	STAND EST	WNT HDNS (%)	SEL	MISC
162 CONTINUED																		
			7	6633	121	69.8	102		305		1S	60						
			9								0R	15MR						
			101				70	20	143					1				
			103	3083	65		73		136					0	79	98	*	268
			10				85		156	1R			1			60	*	
			12	14			60		278		10MS			0				6 9 9
			14	4700	16	27.2	66		138		0R							3
			15													30		
			16				70									50		
			17													0		0
			18	4636	91	82.6	90		312								*	
			19									90S						
			20				75		145									
			22			19.2	83		128	0 R				R				MR
			23				83		135	50R						84		
			25				80		130	5MS			8	7	73	100		9
			26				90		121				8		85			
			27	4855	79	28.2	79		110	5MS								
			29							80MS		25S						
			32							5M								S
			34													0		
			35	6830	108		95		143		0R	0R		1				
			36	5617	86				154	1	1		3	3				
			37	7336	98	38	90	5	157		1R		3	1				81.3
			38				90		150	1R			8					P
			39				90		149	5R				3	95	100		
			41				76		126			50MS						
			42				80		137		30	95		5				
			43				90		126					3				
			46	5269	88		85		144							100		
			48						168		1R					50		
			51	1370	34	35.7	80		139						100	10		35 265
			53	2400	67	71.0	80		99									
			54								10R	1R						V
			55						185									
			57															MS
			59				85		325						80		*	
			62			73	60		143				7					38
			64	2930	50		85		142					2	75	100		
			65	4088	56	34	80		141		90		6	2		50		8
			66					10	106						70			
			67						135									7
			68			75.2	84		143		1MR	20S						2 1
			69						147									18F

TABLE 2. TABULATION OF ALL AGRONOMIC CHARACTERISTICS MEASURED FOR ALL ENTRIES AT ALL LOCATIONS REPORTING RESULTS OF THE 10TH INTERNATIONAL WINTER X SPRING WHEAT SCREENING NURSERY

ENTRY	PEDIGREE	SEED TYPE	LOC	YIELD (KG/HA)	%OF CK	TEST WT OR 1000 KW	PL HT (CM)	LODG (%)	DAYS TO FLOWER	PUC S	PUC R	PUC G	SEPT T	E G T	STAND EST	WNT HDNS (%)	SEL	MISC
162 CONTINUED																		
			71	4625	99	33.2	80	0	154	1MS	20		2	3		100		4 66
			72	4002	104		80		125	0R						80		E
			77				75		148									
			78				75		130							50		
			80				65		145									
			81									99S						
			85	2403	63	79	80		144						90	80		
			86				85		145		70S					40		6
			87										3	3				2
			91	1389	18		84		155		0R	0X				90		
			92				85		157							100		
			93	2033	91				146									2
			95	104	2	61.9			138	20MR			7					181
			96	124	2	63.6												
			97	107	1	64.1							8					
			98								20MR	1MR						S
163	SWM766221*-03H-2P-0P LOM/SAPSUCKER S	HR	1				65		153	25MS					85			
			2	5600	86		106		164				3		95			
			5				85		330		80S	40S						
			6						314									
			7	2344	43	71.5	112		312		70S	99						
			9								80S	80S						
			101				79	20	144					8				
			103	3997	84		80		140		15S			3	84	100		230
			10				96		163				1			70		
			14	5538	19	30.6	83		138		0R			2				0
			15													80		
			16				97									100		
			17													88		1418
			18	5770	113	80.1	110		320		60S						*	
			19								50S	90S						
			20				80		150									
			22			27.6	92		131					MS				MR
			23				106		138		5MS			8		100		
			25				95		135	5MS	40MS		9		74	100		9
			26				110		131	20S			5		94			
			27	4177	68	26.8	94		124									
			29									35S						
			32							40MS								W
			34													10		
			35	7010	111		110		151		0R	40S		5				
			36	6161	95				160	1	1		4	5				
			37	8895	118	42	115		163		1R		3	8				79.4

TABLE 2. TABULATION OF ALL AGRONOMIC CHARACTERISTICS MEASURED FOR ALL ENTRIES AT ALL LOCATIONS REPORTING RESULTS OF THE 10TH INTERNATIONAL WINTER X SPRING WHEAT SCREENING NURSERY

ENTRY	PEDIGREE	SEED TYPE	LOC	YIELD (KG/HA)	%OF CK	TEST WT OR 1000 KW	PL HT (CM)	LODG (%)	DAYS TO FLOWER	PUC S	PUC R	PUC G	SEPT T	E G T	STAND EST	WNT HDNS (%)	SEL	MISC
163 CONTINUED																		
			38				100		154				7				*	G
			39				100		152	40MS				3	95	100		
			41				85		130		10	40MS		4				
			42				100		139			99		9				
			43				100		134					7		10		
			46	4469	74		95		146	10MS						100		
			48						178		10S					99		
			51	4100	101	36.1	87		139						100	80		43 410
			53	2160	60	64.5	80		104									
			54								60S	1R						NV
			55				100		190		60S	20S						
			59				90		327	1R					50			
			62			71	80		191	1		1	1					39
			64	5080	87		100	63	146					7	100	100		
			65	8275	113	40	100		146		10		3	6		70		3 81.5
			66					10	115						70			
			67						138									4
			68			73.0	110		153		60S	90S						1 C
			69						155									189
			71	4313	92	31.0	100	20	162		10		2	9		100		4 37
			72	5003	130		100		126	0R						80		E
			77				90		152									
			78				80		136							90		
			80				85		150			40S						
			81									99S						
			85	3125	82	72	97		150						95	100		
			86				95		149		60S					100		2
			87								10		6	8				2
			91	4111	55		100		160		0S	80S				100		
			92				90		162							95		
			93	1467	65				151									3
			95	107	2	59.9			144	10MR	40S		7					18E
			96	105	2	59.2												
			97	94	1	61.7							7					
			98															W
164	SWM766290*-03P-1P-0S TENOR/JUBILAR*2//BENNO/3/YR	HR	1				75		155	1R					85			
			2	2400	37		88		167				3		96			
			5				80		332			10S						
			6						309									
			7	4277	78	66.4	95		316		80S	50	2					
			9								40S	5R						
			101				69	0	150					5				
			103	2398	50		70		140		65S			1	80	100		205
			10				90		165				1			80	*	

TABLE 2. TABULATION OF ALL AGRONOMIC CHARACTERISTICS MEASURED FOR ALL ENTRIES AT ALL LOCATIONS REPORTING RESULTS OF THE 10TH INTERNATIONAL WINTER X SPRING WHEAT SCREENING NURSERY

ENTRY	PEDIGREE	SEED TYPE	LOC	YIELD (KG/HA)	%OF CK	TEST WT OR 1000 KH	PL HT (CM)	LODG (%)	DAYS TO FLOWER	PUC S	PUC R	PUC G	SEPT T	E G T	STAND EST	WNT HDNS (%)	SEL	MISC
164 CONTINUED																		
			14	3275	11	25.8	62		141		5MR			4				0
			15													70		
			16				81									100		
			17													23		1522
			18	4135	81	79.9	95		322	80S								
			19							60S		30M						
			20				75		150									
			22			18.3	85		132									NR
			23				91		140		5S					100		
			25				75		130		10MS		9	0	67	100		7
			26				100		133	10X			2		83			
			27				84		124									
			29									5MR						
			32							1R								W
			34													2		
			35	4250	67		95		155		1R	0R		3				
			36	6455	99				162	1	1		3	6				
			37	6419	85	41	90	5	163	10R	1R		2	6				76.2
			38				90		159	20S			6					G
			39	3300	84	41	100		158	10MR				3	90	100	*	
			41				75		133			10MS						
			42				79		131		35	15		8				
			43				90		136		10MR			7				
			46	4536	76		75		151							90		
			48	2016	41	39.7			180							99	*	
			51	1220	30	31.9	84		140						100	50		48 420
			53	1240	34		81		108									
			54								60S	1R						NV
			55				80		200		20S	1R						
			57														*	
			59				77		332	80X					50			
			62			70	70		157				3					41
			64	7730	132		90	50	151					7	100	100		
			65	8350	114	40	95		148		10		2	4		80		5 82.5
			66					18	121						70			
			67						140									5
			68			64.8	82		153		10MR	20MR						1 C
			69						156									188
			71	1688	36	24.0	80	0	163	50S			9	0		100		7 41
			72	3669	96		80		134	0R						80	*	E
			77				70											
			78				70		136							90		
			80				75		152									
			81								40S							L

TABLE 2. TABULATION OF ALL AGRONOMIC CHARACTERISTICS MEASURED FOR ALL ENTRIES AT ALL LOCATIONS REPORTING RESULTS OF THE 10TH INTERNATIONAL WINTER X SPRING WHEAT SCREENING NURSERY

ENTRY	PEDIGREE	SEED TYPE	LOC	YIELD (KG/HA)	%OF CK	TEST WT OR 1000 KW	PL HT (CM)	LODG (%)	DAYS TO FLOWER	PUC S	PUC R	PUC G	SEPT T	E G T	STAND EST	WNT HDNS (%)	SEL	MISC
164 CONTINUED			85	3324	87	72	90		150						95	100		
			86				94		151		20MS					100		3
			87								1		4	4				2
			91	3598	48		88		161		0R	30MS				100		
			92	3100	92		87		163							100		
			93	800	36				152									4
			95	121	2	61.1			144	30MR	10MR		6					189
			96	121	2	61.1												
			97	132	2	62.0												
			98															W
165	SWM766548*-05H-1P-0P KOL/PMF/3/7C//CNO/CAL/4/CLEO	HR	1				85		152						90			
			2	4240	65		99		164				7		98			
			5				85		321		30MS							
			6						269									
			7	4277	78	70.7	113		306		10MS	5	5				*	
			9								0R	10S						
			101				63	0	151					0				
			103	914	19		70		138					0	79	100	*	126
			10				90		161				1			70	*	
			14	3900	13	27.7	85		140		0R			5				1
			15													40		
			16				80									80		
			17													0		0
			18	3168	62	81.5	100		315	80S								
			19							1R		5MR						
			20				70		148									
			22			20.1	92		127					MR				S
			23				93		135	1R	1R		4			98		
			25				110		125				8	0	82	100		
			26				96		117				9		83			
			27	3850	63	24.6	96		113								*	
			29															S
			32							1R						0		
			34															
			35	5380	85		105		150		1R	0R		2				
			36	6327	97				156	1	1		4	5				
			37	8070	107	40	110	5	159		1R		3	3				78.9
			38				105		152	20X			5					FP
			39				95		154	25MR				1	95	100		
			41				85		125									
			42				87		138		5	5		7				
			43				95		127					9				
			46	3535	59		75		144							90		

TABLE 2. TABULATION OF ALL AGRONOMIC CHARACTERISTICS MEASURED FOR ALL ENTRIES AT ALL LOCATIONS REPORTING RESULTS OF THE 10TH INTERNATIONAL WINTER X SPRING WHEAT SCREENING NURSERY

ENTRY	PEDIGREE	SEED TYPE	LOC	YIELD (KG/HA)	%OF CK	TEST WT OR 1000 KW	PL HT (CM)	LODG (%)	DAYS TO FLOWER	PUC S	PUC R	PUC G	SEPT T	E G T	STAND EST	WNT HDNS (%)	SEL	MISC
165 CONTINUED																		
			48						171		5MR					75		
			51	1820	45	34.0	86		141						100	70		46 350
			53	1920	53	75.0	82		99		5MR							
			54								10R	1R						V
			55						199		5R							
			59				77		325	10R					55			
			62			69	75		167									45
			64	4820	82		90	50	143					3	100	100		
			65	4813	65	40	90		144		20		6	2		40		6 79.7
			66					35	111						75			
			67						137									7
			68			69.8	92		135									3 3
			69						148									18E
			71	4688	100	30.9	85	30	158	5MS	50		3	5		95		5 68
			72	4669	122		85		125	10MR						80		E
			75															VF
			77				75		149									
			78				80		131							80		
			80				75		149									
			81								20S	20S						
			85	2942	77	76	91		144						85	100		
			86				93		145		20S					95		3
			87								1		6	7				3
			91	4584	61		91		156		0R	10MR				100		
			92	2222	66		86		157							100		
			93	778	35				146									4
			95	93	2				139	20MR			7					181
			96	110	2	61.0												
			97	89	1	62.7		40					8					
			98									0S						S
166	SWM743576*-01P-1P-1S-0P	HR	1				80		146	10MS					75			
	LFN/DIBO/3/DIBO/DIJA//SUW92/CI13645		2	6000	93		121		164				6		98			
	/4/ZZ S		5				100		325			10S						
			6				75		289		30MS		2				*	
			7	3377	62	68.2	116		314		1	30	4				*	
			9								0R	10MR						
			101				91	20	147					0				
			103	2284	48		91		138					0	84	100	*	283
			10				95		159				1			70		
			14	2925	10	23.7	85		139		0R			5				3
			15													50		
			16				80									60		
			17													0		0

TABLE 2. TABULATION OF ALL AGRONOMIC CHARACTERISTICS MEASURED FOR ALL ENTRIES AT ALL LOCATIONS REPORTING RESULTS OF THE 10TH INTERNATIONAL WINTER X SPRING WHEAT SCREENING NURSERY

ENTRY	PEDIGREE	SEED TYPE	LOC	YIELD (KG/HA)	%OF CK	TEST WT OR 1000 KW	PL HT (CM)	LODG (%)	DAYS TO FLOWER	PUC S	PUC R	PUC G	SEPT T	E G T	STAND EST	WNT HDNS (%)	SEL	MISC
166 CONTINUED			18	5636	110	80.8	120		317								*	
			19									20S						
			20				85		146									
			22			16.4	100		129									MR
			23				113		140	1R						87		
			25				110		132	5MR			8	0	67	100		9
			26				105	100	128				9		89			
			27	4088	67	26.8	99		116									
			29									1R					*	
			32							30MS								S
			34													0		
			35	6280	100		115	30	147		0R	0R		2				
			36	6716	103				156	1	1		3	1				
			37	4952	66	40	115	5	158		1R		5	1				76.4
			38				110		152	20S			7					FG
			39				95		152	10MR				1	95	100		
			41				100		126									
			42	5530	109		106		141		5	5		5				
			43				105		130					1		20		
			46	3769	63		100		145	10MR						100		
			48						172		1R					50		
			51	4510	112	41.4	85		134						100	85		42 475
			53	2400	67	67.5	90		107									
			54								20MR	1R						V
			55						190		5MR	10S						
			59				80		325	5R					50			
			62			74	70		146				3					40
			64	7700	131		110	26	144					2	100	75		
			65	5563	76	42	110		144		70		6	2		50		2 80.3
			66					20	114						75			
			67						137									8
			68			70.8	98		142			20S						3 2
			69						151									187
			71	3813	81	33.9	110	75	157	1MS	20		2	3		95		5 71
			72	4336	113		110		126	10MR						80		E
			75															VF
			77				100		149									
			78				100		133							70		
			80				85		146			1MS						
			81								5MS							
			85	1837	48	71	100		147						80	100		
			86				103		148							10		5
			87								1		5	6				2
			91	1320	18		106		160		0R	10MR				85		
			92	2111	63		100	50	157							100		
			93	1489	66				148									3
			95	92	2				139	10MR	20R		7					182
			96	65	1													
			97	71	1			20					7					
			98								5MR	14R						I

TABLE 2. TABULATION OF ALL AGRONOMIC CHARACTERISTICS MEASURED FOR ALL ENTRIES AT ALL LOCATIONS REPORTING RESULTS OF THE 10TH INTERNATIONAL WINTER X SPRING WHEAT SCREENING NURSERY

ENTRY	PEDIGREE	SEED TYPE	LOC	YIELD (KG/HA)	%OF CK	TEST WT OR 1000 KW	PL HT (CM)	LODG (%)	DAYS TO FLOWER	PUC S	PUC R	PUC G	SEPT T	E G T	STAND EST	WNT HDNS (%)	SEL	MISC
167	SWM743094*-06P-2H-1H-0P	HR	1				75		157						80			
	GOLDEN VALLEY/PICH S		2	3840	59		121		167				6		96			
			5				90		325		40S	20S						
			6						309									
			7	5455	99	65.5	110		316		20MS	70						
			9								5MR	50S						
			101				57	0	150					0				
			103	3769	79		95		140					0	79	100	*	221
			10				90		163				1			80	*	
			12								1MS			0				7 E
			14	1800	6	24.8	75		138		0R							2
			15													50		
			16				95									75		
			17													0		0
			18	6003	118	81.9	125		322								*	
			19								5S	80S						
			20				85		142									
			22			15.4	94		132		0 R							MR
			23				111		141		10MS					96		
			25				90		139		40MR		8	0	61	100		9
			26				110		131	1MR			8		87			
			27	4486	73	30.2	101		122									
			29							20MR		25S						
			32							5MR								S
			34													0		
			35	5390	85		115		152		0R	0R		2				
			36	6827	105				160	1	1		3	4				
			37	7336	98	45	110	5	159		5R		4	1				79.3
			38				100		154	40S			7					FP
			39				90		158	10MR				1	95	100		
			41				95		132			10MS						
			42				99		142			95		1				
			43				105		134					3				
			46	2701	45		85		149							100		
			48						174		10S					75		
			51	370	9	40.1	92		141						95	40		48 365
			53	1600	44	64.0	90		106									
			54								40S	1MR						SV
			55						190		10MR	1R						
			59				85		327	30MS					60			
			62			68	65		181	1			1					41
			64	5220	89		100	50	150					2	100	100		
			65	4963	68	40	90		147		10		5	2		50		3 79.5
			66					25	126						80			

TABLE 2. TABULATION OF ALL AGRONOMIC CHARACTERISTICS MEASURED FOR ALL ENTRIES AT ALL LOCATIONS REPORTING RESULTS OF THE 10TH INTERNATIONAL WINTER X SPRING WHEAT SCREENING NURSERY

ENTRY	PEDIGREE	SEED TYPE	LOC	YIELD (KG/HA)	%OF CK	TEST WT OR 1000 KW	PL HT (CM)	LODG (%)	DAYS TO FLOWER	PUC S	PUC R	PUC G	SEPT T	E G T	STAND EST	WNT HDNS (%)	SEL	MISC
167 CONTINUED																		
			67						139									6
			68			76.2	107		151		1S	20S						1 3
			69						155									188
			71	4688	100	34.0	95	40	163	1MS	20		3	5		100		3 56
			72	4336	113		110		126	0R						80		SP
			77				95		154									
			78				85		138							90		
			80				85		150			10S						
			81								60S							
			85	2603	68	75	103		152						90	100		
			86				95		149		40S					90		5
			87								1		3	6				2
			91	3125	42		104		162		0R	10MR				90		
			92	3244	97		100		159							100		
			93	1300	58				153									4
			95	96	2				144	10MR	5MR		5					183
			96	102	2	62.0												
			97	100	1	61.8												
			98								20MR	0MR						I
168	-1H-1H-0P	HR	1				95		157						90			
TWIN ROGUE			2	3200	49		108		166				5		96			
			5				85		325		30S							
			6						309									
			7	5977	109	71.6	108		316			40	5					
			9								0R	10S						
			101				71	0	148					1				
			103	2741	57		80		138					7	76	100		240
			10				85		161				1			80	*	
			14	4700	16	31.0	67		138		0R			6				1
			15													50		
			16				85									75		
			17													0		0
			18	5536	108	83.2	110		321								*	
			19									5S						
			20				80		152									
			22			11.4	92		129					MS				MR
			23				99		140	1R			4			90		
			25				105		135	20MS	5MR		8	0	71	100		9
			26				108		130	1MR			8		88			
			27				97		122									
			29							30MS		5S						
			32							1R								S
			34													0		

TABLE 2. TABULATION OF ALL AGRONOMIC CHARACTERISTICS MEASURED FOR ALL ENTRIES AT ALL LOCATIONS REPORTING RESULTS OF THE 10TH INTERNATIONAL WINTER X SPRING WHEAT SCREENING NURSERY

ENTRY	PEDIGREE	SEED TYPE	LOC	YIELD (KG/HA)	%OF CK	TEST WT OR 1000 KW	PL HT (CM)	LODG (%)	DAYS TO FLOWER	PUC S	PUC R	PUC G	SEPT T	E G T	STAND EST	WNT HDNS (%)	SEL	MISC
168 CONTINUED																		
			35	4990	79		100		152		1R	0R		6				
			36	7132	110				159	1	1		2	6				
			37	6878	91	42	95		159		1R		2	5				78.3
			38				105		154	1R			4					FG
			39				90		156	10MR				3	95	100		
			41				90		131									
			42	4772	94		95		142		30	95		8				
			43				100		131					7				
			46	3002	50		85		149							85		
			48	1783	36	39.2			175							75	*	
			51	3060	76	34.4	92		141						95	70		43 475
			53	2040	57	75.5	92		105									
			54								20MR	1R						SV
			55						185		5MS	1S						
			57															MS
			59				88		327						85			
			62			74	60		192									39
			64	7810	133		100	50	146					6	100	75		
			65	6938	94	40	95		144		10		4	5		80		8 80.7
			66					15	121						75			
			67						138									6
			68			71.6	93		151			20S						0 0
			69						153									189
			71	4375	93	28.8	90	0	163	1MR	10		2	7		100		4 46
			72	4002	104		90		126	0R						70		E
			77				75		153									
			78				80		137							90		
			80				75		150									
			81								40S							
			85	2414	63	74	89		148						90	100		
			86				93		150		1MR					70		5
			87								1		7	8				5
			91	3264	43		92		162		0R	1R				95		
			92				88		161							98		
			93	767	34				153									4
			95	109	2	60.7			143	20MS	0R		6					186
			96	120	2	60.7												
			97	109	2	62.4												
			98								5MS	1MR						T
169	SW0750041A-03H-1H-1H-0H	HR	1				87		148						90			
	CD*2/VG7353//KAL/BB,F1/3/VORO		2	5600	86		116		164				4		97			
			5				100		325		50S	20S						
			6						309									

TABLE 2. TABULATION OF ALL AGRONOMIC CHARACTERISTICS MEASURED FOR ALL ENTRIES AT ALL LOCATIONS REPORTING RESULTS OF THE 10TH INTERNATIONAL WINTER X SPRING WHEAT SCREENING NURSERY

ENTRY	PEDIGREE	SEED TYPE	LOC	YIELD (KG/HA)	%OF CK	TEST WT OR 1000 KW	PL HT (CM)	LODG (%)	DAYS TO FLOWER	PUC S	PUC R	PUC G	SEPT T	E G T	STAND EST	WNT HDNS (%)	SEL	MISC
169 CONTINUED																		
			7	5966	109	65.3	111		314		15MR	80	4					
			9								0R	60S						
			101				65	0	149					7				
			103	4111	86		100		138		65S			1	52	100		245
			10				105		159	1R			1			70		
			14	2738	9	37.8	89		139		0R			2				1
			15													0		
			16													0		
			17													0		0
			18	4536	89	81.2	120		320	80S								
			19							30S		70S						
			20				90		149									
			22			21.0	96		129	0MR				MS				MR
			23				104		140	50MR	10MS					90		
			25				95		132	8MS	60S		8	9	75	100		6
			26				115		128				9		86			
			27	5415	88	35.2	99		117	5MS								
			29									25S						
			32							5M								S
			34													0		
			35	6320	100		110	20	150		0R	0R		3				
			36	5717	88				160	2	2		5	6				
			37	6969	93	37	110		159		1R		5	1				75.5
			38				105		154	20MS			7					FP
			39				90		156	25MR				1	95	100		
			41				92		131		5	10MS						
			42	4772	94		97		138			99		6				
			43				110		132		10MR			7				
			46	4102	68		95		148							100		
			48						173		10S					75		
			51	870	22	27.4	90		141						100	5		25 310
			53	1200	33		91	10	103		0R							
			54								20MR	20MS						SV
			55						185		1R							
			57															VS
			59				86		326	2R					80			
			62			75	65		186				1					39
			64	6080	104		110	26	146		10S			4	100	100		
			65	6063	82	36	110		144		10		6	3		80		3 79.3
			66					15	115						70			
			67						136									5
			68			75.8	100		144			10S						1 2
			69						151									189
			71	3750	80	31.2	110	30	159	1MS	20		3	7		100		4 66

TABLE 2. TABULATION OF ALL AGRONOMIC CHARACTERISTICS MEASURED FOR ALL ENTRIES AT ALL LOCATIONS REPORTING RESULTS OF THE 10TH INTERNATIONAL WINTER X SPRING WHEAT SCREENING NURSERY

ENTRY	PEDIGREE	SEED TYPE	LOC	YIELD (KG/HA)	%OF CK	TEST WT OR 1000 KW	PL HT (CM)	LODG (%)	DAYS TO FLOWER	PUC S	PUC R	PUC G	SEPT T	E G T	STAND EST	WNT HDNS (%)	SEL	MISC
169 CONTINUED																		
			72	4669	122		105		126	20R						70		SP
			77				95		152									
			78				80		135							90		
			80				90		150			10MS						
			81								80S							
			85	2620	68	72	108		148						85	100		
			86				95		150		20MR					40		6
			87								1		5	5				2
			91	3820	51		103		161		0S	30MS				90		
			92	2200	66		101		161							100		
			93	1255	56				153									3
			95	113	2	61.0			141	10MR	30S		5					186
			96	83	1	59.1												
			97	110	2	61.7												
			98								20MR	0MR						S
170	SWM754471*-01H-1H-1H-0P	HR	1				73		146						70			
	SPD/RQ		2	5680	88		127		162				5		97			
			5				100		320		20MS	10S						
			6						285									
			7	1966	36		112		308		60MS	70						
			9								0R	20S						
			101				85	0	147					5				
			103	2741	57		93		138		1R			B	83	100	*	220
			10				103		158	1R			1			60		
			14	3438	12	35.2	82		139		0R			1				3
			15													30		
			16				100									100		
			17													0		0
			18	5436	107	80.6	125		317	60MR								
			19								1R	70S						
			20				85		148									
			22			15.8	92		127					R				MR
			23				82		141		5MS					16		
			25				90		131	10MS	5MS		7	9	75	100		
			26				110	50	125				9		79			
			27	4177	68	28.6	96		114									
			29							20MR		25S						
			32							1MR								S
			34													0		
			35	6560	104		115		147		10MR	0R		2				
			36	6272	97				155	1	2		4	3				
			37	6419	85	38	110	5	156		30MR		5	4				75.0
			38				120		152	30S			7					FG

TABLE 2. TABULATION OF ALL AGRONOMIC CHARACTERISTICS MEASURED FOR ALL ENTRIES AT ALL LOCATIONS REPORTING RESULTS OF THE 10TH INTERNATIONAL WINTER X SPRING WHEAT SCREENING NURSERY

ENTRY	PEDIGREE	SEED TYPE	LOC	YIELD (KG/HA)	%OF CK	TEST WT OR 1000 KW	PL HT (CM)	LODG (%)	DAYS TO FLOWER	PUC S	PUC R	PUC G	SEPT T	E G T	STAND EST	WNT HDNS (%)	SEL	MISC
170 CONTINUED																		
			39				90		155	5R				1	95	100		
			41				90		126									
			42				100		137			80		1				
			43				110		129					3				
			46	4636	77		100		148							100		
			48						173		10S					50		
			51	180	4	32.0	85		142						100	5		53
			53	1840	51	70.0	90		93		0R							
			54								20MR	1R						V
			55						175		1R							
			57															MS
			59				92		320	20MS					75			
			62			74	75		143				7					48
			64	8270	141		100	26	143					2	100	100		
			65	4525	62	38	95		144		60		3	2		60		5 78.7
			66					25	112						70			
			67						136									7
			68			72.0	95		139			5S						3 3
			69	5938	93	68.4			151								*	189
			71	3500	75	31.3	100	70	157	10S	40		3	3		100		5 65
			72				105		125	0R						70		E
			75															VF
			77				95		150									
			78				90		135							60		
			80				85		148			10S						
			81									99S						
			85	1343	35	67	95		148						80	50		
			86								30S					0		
			87								1		2	2				2
			91	833	11		96		160		0R	104S				15		
			92				96	50	160							95		
			93	1333	59				151									3
			95	108	2	60.8			140	20MR	1MR		7					186
			96	52	1													
			97	16				90										
			98								30MR	0MR						S
171	SWM754692*-02H-1P-1H-0P OFN/4/YT54/3/N10B/LR//MFO/5/DJ/6/ PCHU/7/CNDR	HR	1				80		147						80			
			2	4000	62		106		167				5		95			
			5				90		325		40S	10S						
			6						291									
			7	2689	49	61.0	110		311		20MR	90	3					
			9								0R	20S						
			101				74	0	149					5				
			103	2227	47		80		138		40S			0	65	100		208
			10				100	20	162				2			60		

TABLE 2. TABULATION OF ALL AGRONOMIC CHARACTERISTICS MEASURED FOR ALL ENTRIES AT ALL LOCATIONS REPORTING RESULTS OF THE 10TH INTERNATIONAL WINTER X SPRING WHEAT SCREENING NURSERY

ENTRY	PEDIGREE	SEED TYPE	LOC	YIELD (KG/HA)	%OF CK	TEST WT OR 1000 KW	PL HT (CM)	LODG (%)	DAYS TO FLOWER	PUC S	PUC R	PUC G	SEPT T	E G T	STAND EST	WNT HDNS (%)	SEL	MISC
171 CONTINUED																		
			14	4438	15	32.7	79		140		5MR							0
			15													25		
			16				82									45		
			17													0		0
			18	5336	105	63.2	110		321		60S						*	
			19								5S	50S						
			20				85		152								*	
			22			17.2	86		131					MR				MR
			23				91		142		25MS					100		
			25				80		133	5MS	10MS		7	2	69	100		7
			26				100		128	1R			8		80			
			27	5153	84	35.8	96		117									
			29									20S						
			32							1R								S
			34													0		
			35	6470	103		105		151		10MR	0R		2				
			36	5606	86				162	2	1		5	2				
			37	6236	83	38	95	20	161		60MS		3	1				75.4
			38				105		154	1R	10S		7					FG
			39				100		156	5R				1	95	100		
			41				90		130			10MS						
			42				88		139			85		5				
			46	7004	117		95		152			20S				100		
			48						173		10S					75		
			51				80		135						90			45 320
			53	880	24		75	20	108									
			54								40S	60S						V
			55						175		5MR							
			57															VS
			59				90		326	5R					70			
			62			77	80		157				3					46
			64	4380	75		95	39	151		10S			2	75	100		
			65	6425	87	42	100		144		70		6	2		50		3 82.3
			66					15	113						70			
			67						138									6
			68			70.8	95		145		1S	10X						4 3
			69						152									189
			71	3688	79	30.7	100	70	162		20		3	1		90		4 66
			72	3669	96		95		127	0R						70		E
			77				85		152									
			78				70		136							80		
			80				80		150			40S						
			81									99S						
			85	2653	69	70	89		149						80	100		
			86				85		146		60S					60		5
			87								1		5	4				2
			91	1750	23		96		162		0S	50S				30		
			92	2555	76		93		163							100		
			93	589	26				154									5
			95	110	2	60.5			143	10MR	0R		5					186
			96	108	2	60.5												
			97	108	2	61.0		10										
			98								30S	0S						S

TABLE 2. TABULATION OF ALL AGRONOMIC CHARACTERISTICS MEASURED FOR ALL ENTRIES AT ALL LOCATIONS REPORTING RESULTS OF THE 10TH INTERNATIONAL WINTER X SPRING WHEAT SCREENING NURSERY

ENTRY	PEDIGREE	SEED TYPE	LOC	YIELD (KG/HA)	%OF CK	TEST WT OR 1000 KW	PL HT (CM)	LODG (%)	DAYS TO FLOWER	PUC S	PUC R	PUC G	SEPT T	E G T	STAND EST	WNT HDNS (%)	SEL	MISC
172	SWM755340*-01H-3P-1H-0P	HR	1				80		147	65S					80			
	HUAC//TJB/370-491		2	3600	56		95		166				5		94			
			5				70		328		10MS	30S						
			6						305									
			7	4811	88	63.5	103		309		10MR	90						
			9								0R	80S						
			101				75	20	146					1				
			103	1999	42		70		138					0	65	100		210
			10				88	20	161				1			60	*	
			14	2875	10	41.5	72		139		0R							1
			15													30		
			16				78									40		
			17													0		0
			18	5670	111	80.6	100		317								*	
			19									10S						
			20				70		151									
			22			19.9	90		127	0MR				R				MS
			23	3332	82	32.3	90		138	40R						100		
			25				85		131	25MS			8		73	100		
			26				95		128				9		78			
			27				95		116	5MS								
			29														*	
			32							1R								S
			34													0		
			35	6280	100	39.5	105		150		0R	0R		1			*	
			36	6993	108				157	1	1		3	4				
			37	8436	112	49	105		156		1R		2	4			*	79.3
			38				100		152	40S			6				*	G
			39				100		155	5R				3	100	100		
			41				80		130									
			42	5075	100		89		139			25		3				
			46	4002	67		85		153							90		
			48	2940	60	49.3			174		5MR					75	*	
			51				80		135						90			33 335
			53	720	20		75	20	104									
			54								60S	1R						SV
			55						175		1R	1R						
			57						130									VS
			59				85		325	10R					55			
			62			72	75		186				1					55
			64	11090	189		95	50	145					2	100	100		
			65	4813	65	50	85		144		60		6	1		60		3 81.7
			66					10	113						70			
			67						138									7

TABLE 2. TABULATION OF ALL AGRONOMIC CHARACTERISTICS MEASURED FOR ALL ENTRIES AT ALL LOCATIONS REPORTING RESULTS OF THE 10TH INTERNATIONAL WINTER X SPRING WHEAT SCREENING NURSERY

ENTRY	PEDIGREE	SEED TYPE	LOC	YIELD (KG/HA)	%OF CK	TEST WT OR 1000 KW	PL HT (CM)	LODG (%)	DAYS TO FLOWER	PUC S	PUC R	PUC G	SEPT T	E G T	STAND EST	WNT HDNS (%)	SEL	MISC
172 CONTINUED																		
			68			64.8	96		149		20S	10S						4 2
			69						151									187
			71	4375	93	37.7	95	0	158	1MS	10		2	1		90		4 35
			72	3669	96		85		126	20R						70		E
			77				75		152									
			78				70		135							80		
			80				65					5MS						
			81								40S							
			85	2531	66	70	89		147						85	100		
			86				85		147		60S					75		4
			87								1		6	6				2
			91	1806	24		86		159		0R	70S				60		
			92	2244	67		93		160							100		
			93	800	36				152									5
			95	105	2	60.1			141	10MR	0R		7					185
			96	187	2	59.4												
			97	107	1	59.5							8					
			98								60S	0S						S

TABLE 3- 5. ENTRIES SELECTED FOR OVER-ALL AGRONOMIC PERFORMANCE AT LOCATION 5 IN RAINFALL ZONE 1

COUNTRY: ARGENTINA

STATE:

STATION: INTA-EAA BORDENAVE

COOPERATORS: S. GARBINI, J.LOPEZ

LATITUDE: 37°50' S LONGITUDE: 63°01' W ELEVATION: 212M

DATE PLANTED: 30/07/82 DATE HARVESTED:

MOISTURE: 283MM TOTAL FERTILIZER (KG/HA):

LOCAL CHECK VARIETY USED IN THIS NURSERY: CHASICO INTA

COMMENTS: THERE WAS A MODERATE ATTACK OF LEAF RUST AND STEM RUST.

ENTRY	YIELD (KG/HA)	% OF LOCAL CHECK	TEST WT OR 1000 KW	PL HT (CM)	LDG (%)	* DAYS TO FLOWER	PUC S	* PUC R	* PUC G	SEPT T	E G T	STAND EST	WNT HDNS (%)	SEL	MISC
65				60		307									
27				80		309									
39				75		310									
59				85		310									
53				50		309			10S						
54				65		310									
25				80		307		20MS							
46				60		311		10MS							
8				75		313		10MR							
55				70		313			10MS						
41				75		312									
62				55		313		10MS							
45				65		312		20S	10MS						
74				70		318		10MR							
70				75		313			10S						
12				75		308		20S	20S						
32				70		313		20MS	10S						
52				60		307			20S						
75				55		318		10MS							
47				60		319			5MR						
61				65		311		20S							
24				75		313									
69				70		313									
33				65		319		10MS	5MS						
44				65		310			20S						
5				95		319			20S						

TABLE 3- 6. ENTRIES SELECTED FOR OVER-ALL AGRONOMIC PERFORMANCE AT LOCATION 6 IN RAINFALL ZONE 1

COUNTRY: ARGENTINA

STATE:

STATION: INTA-MARCOS JUAREZ

COOPERATORS: J. NISI , J.SAALINES, C. BAINOTI

LATITUDE: 32° 42' S LONGITUDE: 62° 07' W ELEVATION: 110M

DATE PLANTED: 28/05/82 DATE HARVESTED: 10/12/82

MOISTURE: 310MM TOTAL FERTILIZER (KG/HA):

LOCAL CHECK VARIETY USED IN THIS NURSERY: CHAQUENO INTA

COMMENTS:

ENTRY	YIELD (KG/HA)	% OF LOCAL CHECK	TEST WT OR 1000 KW	PL HT (CM)	LOG (%)	* DAYS TO FLOWER	PUC S	PUC R	PUC G	SEPT T	E G T	STAND EST	WNT HDNS (%)	SEL	MISC
9						253									
3						253									
25						253									
27						253									
46						254									
29						254									
75						255									
65						255									
162				75		255		10MS	10S	2				*	
12						255									
52						255									
44						255									
54				85		255		1MS		2				*	
13						256									
53						256									
61						257									
62						257									
32						258									
45						258									
21						258									
63				85		258		1MR	1MR	2				*	
22						258									
24				80		258		20MS						*	
74						259									
39						259									
5						272									

TABLE 3- 7. ENTRIES SELECTED FOR OVER-ALL AGRONOMIC PERFORMANCE AT LOCATION 7 IN RAINFALL ZONE 1

COUNTRY: ARGENTINA

STATE:

STATION: CRIADERO BUCK

COOPERATORS: STAFF-CRIADERO BUCK

COMMENTS:

LATITUDE: 38° 20' S LONGITUDE: 59° 00' W ELEVATION: 72M

DATE PLANTED: 31/05/82 DATE HARVESTED: 15/01/83

MOISTURE: 371MM TOTAL FERTILIZER (KG/HA): 19N 46P 0K

LOCAL CHECK VARIETY USED IN THIS NURSERY: BUCK PUCARA

ENTRY	* YIELD (KG/HA)	% OF LOCAL CHECK	TEST WT OR 1000 KW	PL HT (CM)	LDG (%)	* DAYS TO FLOWER	PUC S	* PUC R	* PUC G	* SEPT T	E G T	STAND EST	WNT HDNS (%)	SEL	MISC
73	6733	123	71.6	104		293		1	40						
25	6055	110	70.5	100		294		10MR	15					*	
52	6577	120	70.9	93		294		5S	20	4				*	
65	5399	98	71.4	102		293		5	5	6				*	
24	5788	105	70.5	105		294		15MR	15					*	
8	5877	107	70.7	110		295			1	4					
63	5877	107	71.6	100		294			1	7				*	
55	5199	95	72.5	88		293			5	6				*	
62	6222	113	73.4	106		295		20MS	10	3				*	
53	5477	100	70.9	100		294			5	5					
44	6022	110	68.5	100		295		1	10	5				*	
56	5366	98	71.8	91		294			5	5					
41	6144	112	70.0	109		295			15	5					
74	4588	84	62.3	111		293		10MS	60	3					
45	6422	117	72.9	88		293		60S	5					*	
33	5822	106	68.0	82		295		5MS	40	6					
39	5855	107	69.1	110		297			30	3				*	
35	3477	63	72.7	92		294		20MS	10	3				*	
47	3433	63	71.8	90		293			1	8				*	
37	5722	104	69.8	93		299		15MR	20	3				*	
54	4222	77	70.0	105		293				6				*	
75	4133	75	71.4	100		295		10		4				*	
71	5577	102	71.6	110		295		1	80	4					
46	4388	80	70.9	90		293				8				*	
59	7077	129	72.7	106		295		50S	20						
5	5488	100	73.0	110		306		40S	20	3					

TABLE 3- 9. ENTRIES SELECTED FOR OVER-ALL AGRONOMIC PERFORMANCE AT LOCATION 9 IN RAINFALL ZONE 1

COUNTRY: AUSTRALIA

STATE:

STATION: CASTLE HILL

COOPERATORS: R.A. MCINTOSH

LATITUDE: 33° 44' S LONGITUDE: 151° 10' E ELEVATION: 121M

DATE PLANTED: /05/82 DATE HARVESTED: /12/82

MOISTURE: 299MM TOTAL FERTILIZER (KG/HA):

LOCAL CHECK VARIETY USED IN THIS NURSERY: BANKS, HARRIER

COMMENTS: OBSERVATIONS FOR THE THREE RUSTS WERE RECORDED IN THE FIELD, HOWEVER SEEDLING REACTIONS ARE AVAILABLE. FOLLOWING ARE THE STRAINS FOR EACH RUST:STRIPE RUST STRAIN 104E137A,LEAF RUST STRAIN 104-ANZ-2,3,6,(7),AND STEM RUST-STRAIN 98-ANZ-1,2,3,5,6.

ENTRY	YIELD (KG/HA)	% OF LOCAL CHECK	TEST WT OR 1000 KW	PL HT (CM)	LDG (%)	DAYS TO FLOWER	PUC S	* PUC R	* PUC G	SEPT T	E G T	STAND EST	WNT HDNS (%)	SEL	MISC
30									5R						
41								0R	0R						
89								0R	1R						
149								0R	1R						
143								0R	1R						
155							1MS	0R	1R						
8								0R	5R						
96								0R	5R						
66								0R	5R						
119								0R	5R						
28								0R	5R						
78								0R	5R						
49								0R	5R						
134								0R	5R						
68								0R	5R						
108								0R	5R						
47								0R	5R						
135								0R	5R						
54								0R	5R						
39								0R	5R						
55								0R	5R						
56								0R	5R						
154								0R	5MR						
62								0R	10R						
87								0R	10R						
5								0R	10MR						

TABLE 3- 14. ENTRIES SELECTED FOR OVER-ALL AGRONOMIC PERFORMANCE AT LOCATION 14 IN RAINFALL ZONE 1

COUNTRY: BULGARIA

STATE:

STATION: TOLBUHIN

COOPERATORS: I. PANOYOTOV

LATITUDE: 43° 40' N LONGITUDE: 28° 10' E ELEVATION: 236M

DATE PLANTED: 23/10/82 DATE HARVESTED: 15/06/83

MOISTURE: 130MM TOTAL FERTILIZER (KG/HA): 50N 15CP

LOCAL CHECK VARIETY USED IN THIS NURSERY: SADOVO 1

COMMENTS: MILD WINTER WITHOUT SNOW COVER. MINIMUM TEMPERATURE WAS -14°C FOR ONE DAY. DRY SPRING AND SUMMER HAVING LOW HUMIDITY UNTIL HARVEST. TOO DRY FOR GOOD DISEASEDEVELOPMENT, EXCEPT VIRUS INFECTION. NO WINTERKILLING OR LODGING OBSERVED THIS YEAR. FROST DAMAGE IS REPORTED AS 0=NO DAMAGE AND 9=HEAVY LEAF YELLOWING IN MISC. COLUMN.

ENTRY	* YIELD (KG/HA)	% OF LOCAL CHECK	TEST WT OR 1000 KW	PL HT (CM)	LDG (%)	* DAYS TO FLOWER	PUC S	PUC R	PUC G	SEPT T	E G T	STAND EST	WNT HDNS (%)	SEL	MISC
64	6675	152	31.0	70		129		0R			2				0
53	6625	151	37.0	75		129		0R							1
61	5188	118	37.2	80		130		0R			5				4
78	5500	125	35.5	67		131		0R							0
71	7650	174	41.0	81		133		20S							0
79	4125	94	37.2	70		126		0R							3
70	6313	143	47.8	82		133		0R							0
6	4813	109	34.8	77		131		0R							2
35	4425	101	43.8	72		130		0R			5				3
5	4400	100	45.5	71		130		60S			6				1
52	4675	106	30.3	73		131		0R							2
72	5200	118	24.2	67		133		0R							4
27	5125	116	33.3	75		133		0R							2
37	6688	152	28.0	88		134		0R			4				3
32	5000	114	32.0	72		133		0R			2				0
54	3938	89	41.0	65		130		0R			5				1
73	5588	127	37.9	75		134		5MR			5				0
56	3800	86	28.6	75		130		0R			2				1
55	3563	81	38.7	68		129		0R			2				1
76	5338	121	41.6	84		134		0R			5				1
75	3700	84	43.9	65		130		0R			5				6
59	4475	102	43.6	88		133		0R			1				2
77	5075	115	33.8	74		134		0R			5				0
63	3750	85	33.8	70		131		0R			5				3
29	4425	101	28.2	61		133		0R							4

TABLE 3- 15. ENTRIES SELECTED FOR OVER-ALL AGRONOMIC PERFORMANCE AT LOCATION 15 IN RAINFALL ZONE 1

COUNTRY: CANADA

STATE: ALBERTA

STATION: LACOMBE AND OLDS

COOPERATORS: D.F.SALMON, J.H.HELM

LATITUDE: 52° 50' N LONGITUDE: 113° 00' W ELEVATION: 923M

DATE PLANTED: 15/09/82 DATE HARVESTED:

MOISTURE: TOTAL FERTILIZER (KG/HA):

LOCAL CHECK VARIETY USED IN THIS NURSERY: WINALTA, NORSTAR

COMMENTS: EXTREMELY MILD WINTER WITH MODERATE SNOWFALL. WINTERKILL AT OLDS WAS PRIMARILY DUE TO TEMPERATURE. SCLEROTINA, LOW TEMPERATURE BASIDIOMYCETES AND PLENDOMUS WERE PRESENT AT LACOMBE. THE LOWEST SURVIVAL OF THE TWO LOCATIONS WAS REPORTED.

ENTRY	YIELD (KG/HA)	% OF LOCAL CHECK	TEST WT OR 1000 KW	PL HT (CM)	LOG (%)	DAYS TO FLOWER	PUC S	PUC R	PUC G	SEPT T	E G T	STAND EST	* WNT HONS (%)	SEL	MISC
93													95		
5													95		
127													90		
70													90		
92													90		
67													85		
150													85		
71													85		
83													85		
151													85		
99													85		
85													85		
95													85		
84													85		
96													85		
87													85		
86													85		
7													80		
156													80		
43													80		
106													80		
6													80		
155													80		
64													80		
102													80		

TABLE 3- 21. ENTRIES SELECTED FOR OVER-ALL AGRONOMIC PERFORMANCE AT LOCATION 21 IN RAINFALL ZONE 1

COUNTRY: CHINA

STATE:

STATION: SICHUAN, CHENGDU

COOPERATORS: H.X. SONG, S.F. SONG

LATITUDE: 30° 70' N LONGITUDE: 104° 08' E ELEVATION: 300M

DATE PLANTED: 01/11/82 DATE HARVESTED: 23/05/83

MOISTURE: 238MM TOTAL FERTILIZER (KG/HA): 392N 222P

LOCAL CHECK VARIETY USED IN THIS NURSERY: 76-3

COMMENTS: TEMPERATURES WERE SLIGHTLY LOWER THAN NORMAL ESPECIALLY DURING FILLING PERIOD. STRONG WINDS WITH RAIN CAUSED SEVERE LODGING AT FILLING STAGE AND MATURITY WAS 7-10 DAYS LATER THAN NORMAL. STRIPE RUST DEVELOPED WELL, ABOUT 66% OF ENTRIES WERE AFFECTED. APPROXIMATELY 88% OF THE ENTRIES WERE SUSCEPTIBLE TO SEPTORIA AND POWDERY MILDEW. STAND ESTABLISHMENT RECORDED AS PLANTS PER ROW IN MISC.

ENTRY	* YIELD (KG/HA)	% OF LOCAL CHECK	TEST WT OR 1000 KW	PL HT (CM)	LDG (%)	* DAYS TO FLOWER	PUC S	PUC R	PUC G	SEPT T	* E G T	STAND EST	WNT HDNS (%)	SEL MISC
16	4880	116	41.6	103		96				0	1			114
5	5056	120	40.9	84		85				3	4			120
136	3400	81	24.4	94		97				7	0			94
4	1464	35	27.4	91		97	1R			6	0			108
106	4000	95	32.2	107		106				0	0			126
3	1800	43	24.6	84		96	1R			5	2			112
10	3800	90	30.0	107		99	1R			0	2			116
127	2992	71	35.4	111		112				0	0			130
1	3600	86	39.6	130		99	5MR			5	8			130
2	1800	43	35.2	95		104	1R			3	6			108

TABLE 3- 26. ENTRIES SELECTED FOR OVER-ALL AGRONOMIC PERFORMANCE AT LOCATION 26 IN RAINFALL ZONE 1

COUNTRY: CHINA

STATE:

STATION: WUGONG-SHAANXI

COOPERATORS: K. NING

LATITUDE: 34° 32' N LONGITUDE: 108° 20' E ELEVATION: 450M

DATE PLANTED: 02/10/82 DATE HARVESTED: 15/06/83

MOISTURE: 352MM TOTAL FERTILIZER (KG/HA): 30N 94P

LOCAL CHECK VARIETY USED IN THIS NURSERY:

COMMENTS: THE AUTUMN TEMPERATURES WERE HIGH. THE WINTER AND SPRING PERIODS WERE DRY. THERE WAS GOOD RAINFALL INTO THE SUMMER, HOWEVER SUNSHINE WAS LIMITED. DISEASE INFECTIONS INCLUDED WHEAT SCAB, YELLOW LEAF VIRUS AND LEAF BLIGHT.

ENTRY	YIELD (KG/HA)	% OF LOCAL CHECK	TEST WT OR 1000 KW	PL HT (CM)	* LOG (%)	* DAYS TO FLOWER	PUC S	PUC R	PUC G	* SEPT T	E G T	STAND EST	WNT HDNS (%)	SEL	MISC
52				91		114				5		70			
5	9944	100	38.9	99		116		20MS		5		77			
75				95		117	5MR			5		81			
74				115	90	117				5		82			
41				113	90	122				5		73			
66				93		123				5		76			
73				111	100	124				5		86			
67				105	90	126		10MS		2		78			
68				112	50	125	10MR			5		77			
53				100		113				8		89			
79				104	50	114				8		80			
54				105		114		40S		8		82			
46			30.7	95	90	116				8		68			
155				115		124	1MR			6		78			
48			25.4	105		116				8		70			
156				115		124	1MR			6		85			
10	8296	83	31.9	130		126		5MR		5		88			
102				99		126	50S			5		87			
58				101	100	126	5R			5		76			
19				110	90	124				7		84			
47				96		117				8		78			
37			25.4	103		117				8		72			
65				105		117				8		67			
9			28.2	115		117	10MR			8		76			
61			26.6	105		117				8		81			

TABLE 3- 34. ENTRIES SELECTED FOR OVER-ALL AGRONOMIC PERFORMANCE AT LOCATION 34 IN RAINFALL ZONE 1

COUNTRY: FINLAND

STATE: JOKIOINEN

STATION: PLANT BREEDING INSTITUTE

COOPERATORS: R. MANNER

LATITUDE: 60° 49' N LONGITUDE: 23° 29' E ELEVATION: 92M

DATE PLANTED: 31/08/82 DATE HARVESTED:

MOISTURE: TOTAL FERTILIZER (KG/HA): 135N 44P 62K

LOCAL CHECK VARIETY USED IN THIS NURSERY: AURA

COMMENTS: VERY HEAVY WINTERKILL DUE TO COLD TEMPERATURES, FROST AND WATER DAMAGE. ONLY THE LOCAL CHECK VARIETY AURA SURVIVED WELL - THE SURVIVING PLANTS WERE EATEN BY RABBITS CONSEQUENTLY NO HARVEST.

ENTRY	YIELD (KG/HA)	% OF LOCAL CHECK	TEST WT OR 1000 KW	PL HT (CM)	LDG (%)	DAYS TO FLOWER	PUC S	PUC R	PUC G	SEPT T	E G T	STAND EST	* WNT HDNS (%)	SEL	MISC
5													95		
77													80		
156													78		
155													60		
131													50		
159													20		
78													20		
126													17		
90													15		
85													15		
99													12		
2													10		
163													10		
73													10		
157													7		
87													7		
96													5		
105													5		
116													4		
127													4		
119													4		
91													3		
123													3		
98													3		
164													2		

TABLE 3- 41. ENTRIES SELECTED FOR OVER-ALL AGRONOMIC PERFORMANCE AT LOCATION 41 IN RAINFALL ZONE 1

COUNTRY: GREECE

STATE:

STATION: THESSALONIKI

COOPERATORS: S. STRATILAKIS, D. GOGAS

LATITUDE: 40° 38' N LONGITUDE: 22° 57' E ELEVATION: 10M

DATE PLANTED: 08/12/82 DATE HARVESTED: 22/06/83

MOISTURE: 182MM TOTAL FERTILIZER (KG/HA): 180N 40P 0K

LOCAL CHECK VARIETY USED IN THIS NURSERY: VERGINA, DIO

COMMENTS: THE WEATHER CONDITIONS WERE UNFAVORABLE FOR RUSTS AND OTHER DISEASE DEVELOPMENT DURING WINTER AND SPRING TIME BECAUSE OF DRYNESS. LATER ON THE WEATHER WAS VERY WET HOWEVER THE GROWTH STAGES OF THE PLANTS WERE TOO LATE FOR HEAVY DISEASE INFECTION. LEAF RUST READINGS WERE PERCENTAGE ONLY.

ENTRY	YIELD (KG/HA)	% OF LOCAL CHECK	TEST WT OR 1000 KW	PL HT (CM)	LDG (%)	* DAYS TO FLOWER	PUC S	PUC R	* PUC G	SEPT T	E G T	STAND EST	WNT HDNS (%)	SEL	MISC
5				90		117									
55				90		117									
64				90		117									
56				88		117			5MS						
61				85		118									
73				90		119									
74				110		119									
4				90		117			10MS						
24				95		121			5MS						
13				105		119			10MS						
35				85		119			10MS						
27				100		119			10MS						
25				94		119			10MS						
46				88		120									
33				79		120									
65				92		120									
47				85		120					4				
62				80		120									
53				95		120									
63				88		120									
54				92		120									
19				103		121			10MS						
136				90		121									
38				105		121									
89				100		121									

TABLE 3- 43. ENTRIES SELECTED FOR OVER-ALL AGRONOMIC PERFORMANCE AT LOCATION 43 IN RAINFALL ZONE 1

COUNTRY: HUNGARY

STATE:

STATION: SZEGED

COOPERATORS: Z. BARABAS

LATITUDE: 47° 21' N LONGITUDE: 20° 03' E ELEVATION: 80M

DATE PLANTED: 11/10/82 DATE HARVESTED: 04/07/83

MOISTURE: 291MM TOTAL FERTILIZER (KG/HA): 100N 100P 100K

LOCAL CHECK VARIETY USED IN THIS NURSERY:

COMMENTS: EXPERIENCED HEAVY LODGING. POWDERY MILDEW ATTACK WAS STRONG BUT LEAF RUST ATTACK WAS MORE MODERATE.

ENTRY	YIELD (KG/HA)	% OF LOCAL CHECK	TEST WT OR 1000 KW	PL HT (CM)	* LDG (%)	* DAYS TO FLOWER	PUC S	PUC R	PUC G	SEPT T	* E G T	STAND EST	WNT HDNS (%)	SEL MISC
75				100	20	123					3			
55				90		122					5		20	
25				110	20	122					5			
74				110	20	123		10MR			5			
52				90	30	123					5			
61				95	10	124		40MR			5			
162				90		126					3			
65				100	20	126					3			
21				120	100	126		5MR			3			
51				95	20	128					0			
4				90		122					7			
63				105	10	126					5			
71				105	20	126					5			
59				115	20	126					5			
14				105	100	126					5			
170				110		129					3			
56				95		123					7		20	
1				125	100	123		80MS			7			
57				105	20	130					1			
166				105		130					1		20	
29				100	20	124					7		40	
79				95	20	124					7			
64				100	20	124					7			
76				100	20	124					7			
8				105	20	124					7			

TABLE 3- 51. ENTRIES SELECTED FOR OVER-ALL AGRONOMIC PERFORMANCE AT LOCATION 51 IN RAINFALL ZONE 1

COUNTRY: KOREA

STATE: SUWEON

STATION: WHEAT AND BARLEY INST.-ORD

COOPERATORS: C.H. CHO

LATITUDE: 36° 19' N LONGITUDE: 126° 59' E ELEVATION: 37M

DATE PLANTED: 05/10/82 DATE HARVESTED: 27/06/83

MOISTURE: 520MM +I TOTAL FERTILIZER (KG/HA): 120N 90P 70K

LOCAL CHECK VARIETY USED IN THIS NURSERY: CHOKWANG

COMMENTS: DROUGHT DAMAGE OCCURRED DURING MID-MAY THROUGH EARLY JUNE. THERE WERE 80 DAYS BELOW ZERO CENTIGRADE. DISEASE INCIDENCE WAS SO LIGHT THAT OBSERVATIONS WERE NOT POSSIBLE. THE MISC. COLUMN CONTAINS NUMBER OF GRAINS PER SPIKE AND NUMBER OF SPIKES PER SQUARE METER.

ENTRY	* YIELD (KG/HA)	% OF LOCAL CHECK	TEST WT OR 1000 KW	PL HT (CM)	LOG (%)	* DAYS TO FLOWER	PUC S	PUC R	PUC G	SEPT T	E G T	STAND EST	* WNT HDNS (%)	SEL	MISC
5	4470	111	42.0	95		133						100	85	35	525
46	4070	101	41.5	80		134						100	90	41	445
166	4510	112	41.4	85		134						100	85	42	475
86	3960	98	34.3	82		134						100	90	52	465
171				80		135						90		45	320
172				80		135						90		33	335
33	4250	105	35.0	85		131						90	70	40	640
73	3170	78	39.0	104		136						100	90	31	495
25	3950	98	42.0	80		137						100	90	42	450
84	4220	104	42.1	85		137						100	80	31	470
65	3600	89	42.9	82								90		30	560
49	3945	98	32.0	99		138						100	90	36	475
48	3350	83	33.3	83								100		45	680
10	5100	126	40.3	103		137						100	70	52	365
78	3090	76	39.0	98		135						100	70	41	535
57	3150	78	36.7	112		136						90	70	38	470
76	3030	75	44.2	97		136						100	70	32	545
70	2950	73	44.8	100		136						100	70	29	525
47	2650	66	30.6	80		135						100	70	34	270
146	4700	116	34.5	85		139						100	80	41	450
66	4360	108	29.4	97		138						95	70	36	470
163	4100	101	36.1	87		139						100	80	43	410
119	4900	121	36.6	72		140						100	95	39	550
106	3260	81	42.7	84		139						100	85	32	470
34	3400	84	40.3	90		137						90	60	35	500

TABLE 3- 53. ENTRIES SELECTED FOR OVER-ALL AGRONOMIC PERFORMANCE AT LOCATION 53 IN RAINFALL ZONE 1

COUNTRY: LIBYA

STATE:

STATION: ZAHRA EXPT. STA.

COOPERATORS: K. DAHNOUS

LATITUDE: 32° 40' N LONGITUDE: 12° 50' E ELEVATION: 50M

DATE PLANTED: 15/11/82 DATE HARVESTED: 28/05/83

MOISTURE: 350MM TOTAL FERTILIZER (KG/HA): 250N 150P 0K

LOCAL CHECK VARIETY USED IN THIS NURSERY: MUKHTAR

COMMENTS: LIGHT INFECTIONS OF LEAF RUST AND POWDERY MILDEW.

ENTRY	* YIELD (KG/HA)	% OF LOCAL CHECK	TEST WT OR 1000 KW	PL HT (CM)	LDG (%)	* DAYS TO FLOWER	PUC S	PUC R	PUC G	SEPT T	E G T	STAND EST	WNT HONS (%)	SEL MISC
75	3920	109	68.5	65		64								
9	3680	102	73.0	58		60		40S			2			
25	4000	111	75.0	90		70								
3	3264	91	73.3	75		68					1			
21	4280	119	74.5	85		75					5			
22	5600	156	74.5	85		78					5			
65	2800	78	64.0	70		67								
37	4560	127	76.0	80		78								
45	2880	80	63.0	75		70					3			
12	3480	97	76.5	95		76								
44	2840	79	68.0	70		70								
36	4480	124	64.0	85		79								
52	2640	73	69.0	75		70					2			
63	3400	94	70.0	70		78								
29	3320	92	72.5	75		78								
5	2864	80	65.5	85		72					6			
39	3200	89	71.0	85		78								
24	4240	118	74.5	90		81					4			
27	2800	78	70.0	85		75								
13	3880	108	69.5	95		81					2			
32	3280	91	68.5	75		79								
26	3280	91	75.0	85		79					2			
61	2320	64	70.0	70		70								
16	3720	103	62.0	95	10	83		0R						
46	2240	62	70.0	70		69					3			

TABLE 3- 57. ENTRIES SELECTED FOR OVER-ALL AGRONOMIC PERFORMANCE AT LOCATION 57 IN RAINFALL ZONE 1

COUNTRY: MOROCCO

LATITUDE: 34° 30' N LONGITUDE: 04° 40' W ELEVATION: 1345M

STATE:

DATE PLANTED: 01/01/83 DATE HARVESTED:

STATION: ANNOCEUR

MOISTURE: 330MM TOTAL FERTILIZER (KG/HA):

COOPERATORS: M. JLIBENE

LOCAL CHECK VARIETY USED IN THIS NURSERY: NASMA

COMMENTS: THE CROP YEAR WAS VERY DRY. THERE WAS NO RAINFALL IN JANUARY. THE MAJORITY OF RAINFALL FELL PRIOR TO FALL SEEDING (167 MM). THERE WERE 25 DAYS OF SUBZERO CENTIGRADE TEMPERATURES. THERE WAS A GOOD NATURAL INFECTION OF HELMINTHOSPORIUM AND OBSERVATIONS ARE REPORTED IN MISC. AS VS=VERY, MS=MODERATE AND S=SUSCEPTIBLE. ALSO IN MISC. ARE GROWTH HABIT AS W=WINTER AND S=SPRING AND BYDV AS S=SUSCEPTIBLE

ENTRY	YIELD (KG/HA)	% OF LOCAL CHECK	TEST WT OR 1000 KW	PL HT (CM)	LDG (%)	DAYS TO FLOWER	PUC S	PUC R	PUC G	SEPT T	E G T	STAND EST	WNT HDNS (%)	SEL	MISC HELM	G.H.	BYDV
9														*	S	S	
21														*	S	S	
22														*	S	S	
24														*	MS	S	
25						125								*		S	
27														*	VS	W	
33														*		S	
37														*		S	
39														*		S	
41														*		S	
44														*	MS	S	
46						132								*	S	S	
48														*	S	S	
53														*		S	S
54														*	S	S	
59														*		S	
65														*	MS	S	
72														*	VS	S	
74														*		S	
79														*		S	
117														*		S	
136														*	S	S	
144														*		S	
148														*		S	
164														*		S	
3						130								*		S	
5						127								*	VS	S	

TABLE 3-67. ENTRIES SELECTED FOR OVER-ALL AGRONOMIC PERFORMANCE AT LOCATION 67 IN RAINFALL ZONE 1

COUNTRY: ROMANIA

STATE:

STATION: ICCPT-FUNDULEA

COOPERATORS:

LATITUDE: 44 03 N LONGITUDE: 24 10 E ELEVATION: 66M

DATE PLANTED: 15/10/82 DATE HARVESTED: 02/07/83

MOISTURE: 294MM TOTAL FERTILIZER (KG/HA): 120N 80P

LOCAL CHECK VARIETY USED IN THIS NURSERY: FUNDULEA 29

COMMENTS: MOISTURE WAS ADEQUATE IN THE FALL FOR GOOD STAND ESTABLISHMENT HOWEVER IT WAS VERY HOT AND DRY DURING THE SPRING AND SUMMER. THERE WERE 47 DAYS WITH SUBZERO TEMPERATURES. DISEASE DEVELOPMENT WAS POOR. THE MISC. COLUMN CONTAINS FROST DAMAGE OBSERVATIONS WHERE 1=PLANTS KILLED AND 9=NO FOLIAR DAMAGE.

ENTRY	YIELD (KG/HA)	% OF LOCAL CHECK	1000 KN WT (G)	PL HT (CM)	LDG (%)	DAYS TO FLOWER	PUC S	PUC R	PUC G	SEPT T	E G T	STAND EST	WNT HDNS (%)	SEL	MISC
56				86		128									4
61				84		128									7
8				85		129									7
38				93		129									5
34				80		129									7
57				100		129									5
37				90		129									5
51				88		129									5
26	7426	92		85		129									5
42	6968	86		84		129									5
28	8154	101		86		130									5
55	6635	82		85		129									4
163				95		130									6
33				85		130									7
23				90		130									6
29				90		130									7
24				86		130									6
41	5512	68		90		128									4
50	9360	116		85		131									6
49	8362	104		84		131									5
48	8278	103		83		131									6
25	7363	91		88		131									6
3	5990	74		78		130									8
4	5970	74		78		130									5
9	6864	85		80		131									6
5	8070	100		84		135									5

TABLE 3- 68. ENTRIES SELECTED FOR OVER-ALL AGRONOMIC PERFORMANCE AT LOCATION 68 IN RAINFALL ZONE 1

COUNTRY: SOUTH AFRICA

LATITUDE: 26° 10' S LONGITUDE: 28° 18' E ELEVATION: 1631M

STATE:

DATE PLANTED: 8/05/82 DATE HARVESTED: 7/12/82

STATION: SMALL GRAIN CNT-BETHLEHEM

MOISTURE: 330MM TOTAL FERTILIZER (KG/HA): 55N 33P 25K

COOPERATORS: I.B.J. SMIT

LOCAL CHECK VARIETY USED IN THIS NURSERY: BETTA

COMMENTS: PRECIPITATION WAS INADEQUATE FROM THE MIDDLE OF OCTOBER. IRRIGATION WAS SUPPLIED12 TIMES. DAILY TEMPERATURES WERE ABOVE AVERAGE. DISEASE INFECTION WAS MODERATEAND DEVELOPED TOWARDS THE END OF THE GROWING SEASON. TAKE-ALL(GAEUMANNOMYCES GRAMINIS) SEVERELY AFFECTED PART OF THE NURSERY. TAKE-ALL AND BARLEY MOSAIC VIRUS ARE REPORTED IN THE MISC. COLUMN WITH A SCALE OF 0-9. PERCENT SHATTERING WAS ALSO RECORDED.

ENTRY	YIELD (KG/HA)	% OF LOCAL CHECK	TEST WT OR 1000 KW	PL HT (CM)	LDG (%)	* DAYS TO FLOWER	PUC S	PUC R	* PUC G	SEPT T	E G T	STAND EST	WNT HDNS (%)	SEL	MISC
61				90		135			1MR						9 3
165			59.8	92		135									3 3
46			75.4	78		135		0R							2 3
45			72.6	78		136									2 2
33			72.6	67		137									1 3 5
65				92		137		0R						*	8 3
56				92		139		0R	0R						8 3
16			71.0	92		138			1S						1 5 5
52			71.0	92		138			1S						3 3
64				90		138			1S						8 2
44			70.0	85		138		0R	1S						2 3
47			75.0	75		137		0R	2S						1 3
25			76.0	95		138									1 5
62				84		138									9 3
13			73.0	86		138									2 3
48			73.6	83		138									2 2
66				94		138									8 1
55				92		138		0R							8 1
136			76.6	96		139			1S						2 1
3			69.5	90		134		10S	10S						9 1
9			77.6	104		137		30MS	10S						1 1
39			75.8	111		139									1 1
35			78.8	91		139									1 1 5
59				108		139									9 2
53			74.4	98		139								*	2 3
5			80.4	121		143			10S						2 4

TABLE 3- 69. ENTRIES SELECTED FOR OVER-ALL AGRONOMIC PERFORMANCE AT LOCATION 69 IN RAINFALL ZONE 1

COUNTRY: SPAIN

STATE: VALLADOLID

STATION: CRIDA 05-INIA

COOPERATORS: J.L. MONTOYA

LATITUDE: 41° 42' N LONGITUDE: 04° 43' W ELEVATION: 700M

DATE PLANTED: DATE HARVESTED:

MOISTURE: 242MM TOTAL FERTILIZER (KG/HA): 100N 40P 30K

LOCAL CHECK VARIETY USED IN THIS NURSERY: MARIUS

COMMENTS: VERY DRY PERIOD FROM THE END OF FEBRUARY UNTIL THE MIDDLE OF APRIL. NO DISEASES WERE RECORDED DUE TO EXTREMELY DRY CONDITIONS DURING THE SPRING. DAYS TO MATURITY FROM JANUARY 1 ARE RECORDED IN THE MISC. COLUMN.

ENTRY	YIELD (KG/HA)	% OF LOCAL CHECK	TEST WT OR 1000 KW	PL HT (CM)	LDG (%)	* DAYS TO FLOWER	PUC S	PUC R	PUC G	SEPT T	E G T	STAND EST	WNT HDNS (%)	SEL	MISC
113	5567	87	66.3			129								*	188
61						137									183
55	5202	81	59.8			140								*	182
79	4991	78	64.6			141								*	188
56						141									182
73						143									186
3	6184	96	54.7			143								*	185
4	6412	100	55.5			143								*	188
47						144									183
64						146									186
54						146									185
63						146									186
65						146									186
151						147									188
1						147									189
136						147									187
5						147									187
162						147									185
46						147									187
89						147									187
24						147									187
76						147									187
62						147									185
33						147									185
52						147									185

TABLE 3- 75. ENTRIES SELECTED FOR OVER-ALL AGRONOMIC PERFORMANCE AT LOCATION 75 IN RAINFALL ZONE 1

COUNTRY: TURKEY

LATITUDE: 39° 41' N LONGITUDE: 32° 39' E ELEVATION: 1055M

STATE:

DATE PLANTED: 15/09/82 DATE HARVESTED:

STATION: ANKARA

MOISTURE: TOTAL FERTILIZER (KG/HA):

COOPERATORS: K. YAKAR, M. KIZILTAN

LOCAL CHECK VARIETY USED IN THIS NURSERY: BEZOSTAJA

COMMENTS: NO GERMINATION UNTIL MARCH 1983 DUE TO DRY FALL. THE EARLIEST ENTRIES IN THE NURSERY WERE DESIGNATED #E# IN THE HEADNG COLUMN. WHEAT STREAK MOSAIC VIRUS AND BARLEY YELLOW DWARF VIRUS INFECTIONS WERE HEAVY. THE MISC COLUMN CONTAINS VF= VIRUS FREE OBSERVATIONS FOR THE BEST ENTRIES.

ENTRY	YIELD (KG/HA)	% OF LOCAL CHECK	TEST WT OR 1000 KW	PL HT (CM)	LDG (%)	DAYS TO FLOWER	PUC S	PUC R	PUC G	SEPT T	E G T	STAND EST	WNT HDNS (%)	SEL	MISC
27						E								*	VF
33						E								*	VF
35						E								*	VF
39						E								*	VF
49						E								*	VF
63						E								*	VF
64						E								*	VF
65						E								*	VF
89						E								*	VF
13						E									VF
18						E									VF
38						E									VF
41						E									VF
74						E									VF
79						E									VF
96						E									VF
121						L									VF
136						E									VF

TABLE 3- 96. ENTRIES SELECTED FOR OVER-ALL AGRONOMIC PERFORMANCE AT LOCATION 96 IN RAINFALL ZONE 1

COUNTRY: USA

STATE: OREGON

STATION: SHERMAN STATION- MORO

COOPERATORS: W. MCCUISTON, W. KRONSTAD

LATITUDE: 45°29'N LONGITUDE: 20°43'W ELEVATION: 187M

DATE PLANTED: 06/10/82 DATE HARVESTED: 29/07/83

MOISTURE: 439MM TOTAL FERTILIZER (KG/HA): 65N UP OK

LOCAL CHECK VARIETY USED IN THIS NURSERY: STEPHENS

COMMENTS:

ENTRY	* YIELD (KG/HA)	% OF LOCAL CHECK	TEST WT OR 1000 KW	PL HT (CM)	LDG (%)	DAYS TO FLOWER	PUC S	PUC R	PUC G	SEPT T	E G T	STAND EST	WNT HDNS (%)	SEL	MISC
124	7560	122	60.7												
162	7440	120	63.6												
3	7260	117	64.3												
164	7260	117	61.1												
168	7200	116	60.7												
61	7140	115	61.4												
55	6780	110	64.0												
145	6720	109	62.6												
62	6660	108	62.2												
161	6660	108	60.5												
56	6600	107	63.9												
165	6600	107	61.0												
110	6540	106	61.2												
171	6480	105	60.5												
84	6480	105	59.5												
172	6420	103	59.4												
52	6360	103	63.4												
132	6360	103	56.9												
64	6360	103	62.3												
163	6300	102	59.2												
12	6300	102	61.9												
69	6300	102	61.7												
159	6240	101	58.6												
51	6240	101	60.5												
5	6180	100	60.4												

TABLE 3- 98. ENTRIES SELECTED FOR OVER-ALL AGRONOMIC PERFORMANCE AT LOCATION 98 IN RAINFALL ZONE 1

COUNTRY: USA

STATE: SOUTH DAKOTA

STATION: SOUTH DAKOTA

COOPERATORS: F. CHOLICK, K. SELLERS

LATITUDE: 44° 18' N LONGITUDE: 96° 22' W ELEVATION: 491M

DATE PLANTED: 13/05/83 DATE HARVESTED: 18/09/83

MOISTURE: 257MM TOTAL FERTILIZER (KG/HA): 20N 20P 10K

LOCAL CHECK VARIETY USED IN THIS NURSERY: CENTA

COMMENTS: THE NURSERY WAS SPRING PLANTED SLIGHTLY LATE. WEATHER CONDITIONS WERE DRY IN THE EARLY SEASON. PLANT TYPE DETERMINED BY HEADING DATE IS INDICATED IN THE MISC. COLUMN. W=WINTER, I=INTERMEDIATE, S=SPRING. A NATURAL INFECTION OF STEM RUST WAS PRESENT.

ENTRY	YIELD (KG/HA)	% OF LOCAL CHECK	TEST WT OR 1000 KW	PL HT (CM)	LDG (%)	DAYS TO FLOWER	PUC S	* PUC R	PUC G	SEPT T	E G T	STAND EST	WNT HDNS (%)	SEL	MISC
78								1MR	1MR						S
10								1MR	1MR						S
145								1MR	1MR						S
54								1MR	1MR						S
108								1MR	0S						I
26								1MR	1MR						S
58								1MR							S
66								1MR	0MR						S
63								1MR	0S						I
166								5MR	1MR						I
27								5MR	0S						S
136								5MR	0MS						I
41								5MR	0MR						S
168								5MS	1MR						I
25								10MR	0MS						S
116								10MR	0MS						I
65								10MR	1MR						S
138								10MR	0S						S
118								10MR	0S						I
3								20MR	1MR						S
156								20MR	1MR						I
30								20MR	0S						S
74								20MR	1MR						I
56								20MR	0MR						S
169								20MR	0MR						S
5								30MS	1MR						S

TABLE 3-103. ENTRIES SELECTED FOR OVER-ALL AGRONOMIC PERFORMANCE AT LOCATION 103 IN RAINFALL ZONE 1

COUNTRY: USSR

STATE:

STATION: ODESSA

COOPERATORS: L. SECHNJAK

LATITUDE: 46° 40' N LONGITUDE: 31° 20' E ELEVATION: 42M

DATE PLANTED: 14/10/82 DATE HARVESTED: 13/07/83

MOISTURE: 191MM TOTAL FERTILIZER (KG/HA): 90N 60P 60K

LOCAL CHECK VARIETY USED IN THIS NURSERY: ODESSKAYA 51

COMMENTS: DROUGHT, HIGH TEMPERATURE REGIME AND INSUFFICIENT SOIL MOISTURE. HOWEVER HEAVY SHOWERS AT GERMINATION PERIOD, HEADING AND GRAIN FILLING STAGE WERE CONDUCIVE TO GOOD YIELD PERFORMANCE IN THE TRIAL. MODERATE DEVELOPMENTS OF LEAF RUST AND POWDERY MILDEW. THE MISC. COLUMN CONTAINS THE NUMBERS OF SEEDS AVAILABLE PER ENTRY FOR SOWING.

ENTRY	* YIELD (KG/HA)	% OF LOCAL CHECK	TEST WT OR 1000 KW	PL HT (CM)	LDG (%)	* DAYS TO FLOWER	PUC S	* PUC R	PUC G	SEPT T	* E G T	STAND EST	WNT HDNS (%)	SEL	MISC
55	3940	83		80		131					0	71	100	*	240
56	3540	74		90		131					0	69	100		258
53	3426	72		80		131					0	63	100	*	227
16	3312	69		85		133		1R			0	70	100		177
33	3369	71		58		133					0	77	100		230
52	3426	72		80		134					0	78	100	*	215
13	4796	101		90		133					1	88	100	*	257
34	3540	74		73		135		25S			0	87	100		172
63	4968	104		85		135					1	69	100	*	279
31	3826	80		90		136					0	94	100		212
66	3826	80		80		136					0	57	100	*	269
24	3769	79		83		134					1	74	98		234
12	3997	84		81		135					1	85	100	*	255
79	3826	80		73		135					1	83	98	*	145
54	3369	71		82		132					1	64	100		199
25	3483	73		90		134					1	95	98		211
35	2969	62		80		135		25S			0	77	100		181
1	4322	91		110		134		25S			5	68	100		241
73	3597	75		80		135					1	80	100	*	235
18	4054	85		98		135		10S			5	78	98		222
76	3141	66		80		134		25S			1	72	100		202
4	3826	80		75		130					3	72	100		199
9	4225	89		93		133					3	60	100		280
71	2969	62		80		135		10S			1	74	100		180
29	3141	66		65		136					0	59	96		279
5	4768	100		98		136		40S			5	85	100		300

TABLE 3- 18. ENTRIES SELECTED FOR OVER-ALL AGRONOMIC PERFORMANCE AT LOCATION 18 IN RAINFALL ZONE 2

COUNTRY: CHILE

STATE:

STATION: QUILAMAPU-CHILLAN

COOPERATORS: L. AGUAYO

LATITUDE: 36° 31' S LONGITUDE: 71° 55' W ELEVATION: 217M

DATE PLANTED: 27/05/82 DATE HARVESTED: 17/01/83

MOISTURE: 1638MM TOTAL FERTILIZER (KG/HA): 130N 65P 0K

LOCAL CHECK VARIETY USED IN THIS NURSERY: LABRIEGO,QU19-77

COMMENTS: VERY HIGH RAINFALL WAS RECEIVED DURING THE CROP SEASON AND TEMPERATURES WERE MILD. THERE WAS A HEAVY INFECTION OF STRIPE RUST AND MODERATE INFECTION OF LEAF RUST.

ENTRY	* YIELD (KG/HA)	% OF LOCAL CHECK	TEST WT OR 1000 KW	PL HT (CM)	LDG (%)	* DAYS TO FLOWER	* PUC S	PUC R	PUC G	SEPT T	E G T	STAND EST	WNT HDNS (%)	SEL	MISC
25	5870	115	79.2	100		296								*	
74	6136	120	81.5	120		301	5MR	5MR						*	
52	5269	103	79.7	95		291									
53	4769	93	79.9	95		290								*	
39	5369	105	80.3	100		298								*	
55	4802	94	80.8	100		291								*	
116	6036	118	80.1	110		312	10MR								
65	4636	91	78.8	95		289				7					
59	5236	103	82.4	125		298								*	
76	5403	106	79.7	105		303	40MR								
41	5136	101	80.6	105		298								*	
37	5903	116	81.5	100		303								*	
54	4602	90	80.3	95		290								*	
49	5536	108	82.4	115		309	40MR	20S						*	
14	4936	97	79.2	100		306	20MR	60S							
159	5569	109	80.3	120		314	20MR							*	
42	5303	104	82.4	95		302								*	
34	5103	100	81.7	85		298	80S								
16	4602	90	73.4	95		296									
35	4902	96	81.0	95		297	80S								
33	4669	92	78.8	80		297								*	
12	5469	107	78.3	90		301	80S	60S							
89	5103	100	80.3	105		301								*	
136	4636	91	81.9	95		298	60S	40S							
130	4869	95	81.0	110		307	20MR	40MR							
5	5056	99	78.8	95		319	5MR	1MS							

TABLE 3- 22. ENTRIES SELECTED FOR OVER-ALL AGRONOMIC PERFORMANCE AT LOCATION 22 IN RAINFALL ZONE 2

COUNTRY: CHINA

STATE:

STATION: TIANG-SU NANJING

COOPERATORS: J.F. MEI

LATITUDE: 32° 03' N LONGITUDE: 118° 47' E ELEVATION: 19M

DATE PLANTED: 23/10/82 DATE HARVESTED: 01/06/83

MOISTURE: 459MM TOTAL FERTILIZER (KG/HA):

LOCAL CHECK VARIETY USED IN THIS NURSERY: N.YING3,Y.CHOU3

COMMENTS: THE WEATHER WAS VERY UNFAVORABLE DURING GRAIN FILLING STAGE WITH SEVERAL STORMS CAUSING LODGING AND EARLY SENESCENCE. THERE WERE HEAVY INFECTIONS OF POWDERY MILDEW (EGT) AND SCAB, THE LATTER BEING REPORTED IN.THE MISC. COLUMN.

ENTRY	YIELD (KG/HA)	% OF LOCAL CHECK	TEST WT OR 1000 KW	PL HT (CM)	LDG (%)	* DAYS TO FLOWER	PUC S	PUC R	PUC G	SEPT T	E G T	STAND EST	WNT HDNS (%)	SEL	MISC
5			31.0	92	60	112		0MS	0MR		MS				MS
4			33.5	81	40	113		0MR	0 R		R				S
46			24.0	80	20	115	0 R				S				S
3			26.6	76	20	115		0 R			MR				S
33			25.0	72	20	115					R				S
55			27.0	90	20	115					R				S
16			34.0	100	20	115					R				S
47			25.2	85	20	115					S				S
34			39.0	92		115		0MS			R				S
56			29.6	82		115					R				S
35			40.2	86	20	115		0MR							S
52			23.1	79	20	115					R				S
53			24.1	85	50	115									S
54			32.3	90	20	115					R				S
44			31.3	84		116	0 R				MR				S
45			26.8	78		116	0 R				MR				S
9			25.9	95	20	117	0MR				MR				MS
64			25.6	80		117	0 R				MR				S
27			29.2	96	20	117					MR				S
62			28.3	75	20	117		0 R			R				S
13			30.6	83	20	117					R				S
65			32.4	83	20	117	0MR				MR				S
63			26.1	83	20	117					R				S
73			27.6	86		118					R				S
1			32.0	110	60	118	0MR	0MS	0MR		MS				S

TABLE 3- 27. ENTRIES SELECTED FOR OVER-ALL AGRONOMIC PERFORMANCE AT LOCATION 27 IN RAINFALL ZONE 2

COUNTRY: CHINA

STATE: ZHENGZNOU-HENAN

STATION: HENAN PROV. ACAD. OF AG SCIENCE

COOPERATORS: D.F. ZHAO

LATITUDE: 34° 49' N LONGITUDE: 113° 40' E ELEVATION: 81M

DATE PLANTED: 09/10/82 DATE HARVESTED: 09/06/83

MOISTURE: 382MM+I TOTAL FERTILIZER (KG/HA): 135N 0P 0K

LOCAL CHECK VARIETY USED IN THIS NURSERY: 7023

COMMENTS: SOME LINES SUFFERED SPRING COLD DAMAGE WITH TEMPERATURES BELOW ZERO TWICE IN MARCH. THERE WAS MORE RAINFALL THAN NORMAL IN LATE APRIL AND ALL OF MAY. ALSO REDUCED SUNSHINE DURING THE FILLING PERIOD. LIGHT ATTACKS OF STRIPE RUST, LEAF RUST AND FOLIAR DISEASES WERE NOTED.

ENTRY	* YIELD (KG/HA)	% OF LOCAL CHECK	TEST WT OR 1000 KW	PL HT (CM)	LDG (%)	* DAYS TO FLOWER	PUC S	PUC R	PUC G	SEPT T	E G T	STAND EST	WNT HDNS (%)	SEL	MISC
53				86		104	10S								
5	6129	100	39.5	93		105	10MS								
37				84		105	10S								
61				85		106	5S								
44				82		106	10S								
79	5510	90	34.6	85		104									
27				87		108	5MS								
54	5516	90	37.2	92		107									
41	6129	100	34.4	99		110									
52	4927	80	31.4	92		104									
136	5581	91	32.4	87		109									
39	5569	91	36.0	99		109									
24	5664	92	35.2	98		110									
48	5212	85	32.8	92		109									
65				87		110	5S								
59	6033	98	35.8	94		112									
74	4885	80	36.4	99		108									
25	4879	80	41.0	96		108	1R								
45	4474	73	29.8	83		107									
9	4718	77	31.6	92		108	1MR								
34	6557	107	37.2	92		113									
62	4415	72	28.2	91		107									
12	4576	75	28.6	87		109	5MS								
63				87		112	5S								
55	5795	95	28.8	91		113									

TABLE 3- 29. ENTRIES SELECTED FOR OVER-ALL AGRONOMIC PERFORMANCE AT LOCATION 29 IN RAINFALL ZONE 2

COUNTRY: CZECHOSLAVAKIA

STATE:

STATION: PRAHA-RUZYNE

COOPERATORS: P. BARTOS

LATITUDE: 48° 35' N LONGITUDE: 17° 40' E ELEVATION: 350M

DATE PLANTED: 11/10/82 DATE HARVESTED: 28/07/83

MOISTURE: 295 MM TOTAL FERTILIZER (KG/HA):

LOCAL CHECK VARIETY USED IN THIS NURSERY: SLAVIA

COMMENTS: COLD WINTER WITH SNOW COVER, GOOD OVERWINTERING, EARLY SPRING SEASON, DRY AND WARM SUMMER. THERE WAS ARTIFICIAL INOCULATION OF STEM RUST (RACE 11) AND YELLOW RUST.

ENTRY	YIELD (KG/HA)	% OF LOCAL CHECK	TEST WT OR 1000 KW	PL HT (CM)	LDG (%)	DAYS TO FLOWER	* PUC S	PUC R	* PUC G	SEPT T	E G T	STAND EST	WNT HDNS (%)	SEL	MISC
108							10R							*	
113							10R							*	
12							10R		1R						
142							10R		1R					*	
59							10R		1R					*	
96							10R		1R					*	
64							10R		1R						
117							10R		1R					*	
24									1R					*	
166									1R					*	
42									1R					*	
72									1R					*	
21									1R					*	
144									1R					*	
58									1R					*	
133									1R					*	
25									1R					*	
143									1R					*	
47									1R					*	
103									1R					*	
8									1R					*	
78									1R					*	
69									1R					*	
89									1R					*	
65									1R					*	
5							25MR		25MS						

TABLE 3- 35. ENTRIES SELECTED FOR OVER-ALL AGRONOMIC PERFORMANCE AT LOCATION 35 IN RAINFALL ZONE 2

COUNTRY: FRANCE

STATE:

STATION: CLERMONT FERRAND

COOPERATORS: J. KOENIG M. ROUSSET

LATITUDE: 47° 47' N LONGITUDE: 03° 10' E ELEVATION: 329M

DATE PLANTED: 27/10/82 DATE HARVESTED: 09/09/83

MOISTURE: 475MM TOTAL FERTILIZER (KG/HA): 100N 70P 70K

LOCAL CHECK VARIETY USED IN THIS NURSERY: FIDEL

COMMENTS: VERY RAINY SPRING BUT A DRY SUMMER CAUSING SHRIVELING IN LATE GENOTYPES. GOOD DEVELOPMENT OF ERYSIPHE GRAMINIS, PUCCINIA RECONDITA AND P. GRAMINIS TRITICI PROVIDED GOOD SCREENING. BARLEY YELLOW DWARF WAS ALSO OBSERVED.

ENTRY	* YIELD (KG/HA)	% OF LOCAL CHECK	TEST WT OR 1000 KW	PL HT (CM)	LOG (%)	* DAYS TO FLOWER	PUC S	* PUC R	PUC G	SEPT T	* E G T	STAND EST	WNT HDNS (%)	SEL MISC
64	6590	104		105		133		0R	0R		2			
33	5830	92		85		132		0R	0R		1			
55	7300	116		100		132		1R	20MS		3			
73	8130	129		105		138		1R	0R		2			
27	7710	122		105		134		1R	60S		3			
162	6830	108		95		143		0R	0R		1			
75	6050	96		100		136		0R	10MR		2			
52	6500	103	36.4	95		136		1R	0R		1			*
39	6910	110	35.8	110		138		0R	0R		3			*
65	6110	97		105		134		0R	0R		3			
71	6790	108		100		138		0R	0R		3			
61	7230	115		105		132		0R	0R		6			
29	6040	96		90		138		0R	0R		2			
37	7560	120		105		138		10MR	0R		2			
74	6350	101		115	30	137		1R	0R		2			
56	6150	97		105		133		0R	0R		4			
53	6080	96		100		133		0R	0R		4			
51	7540	119	40.4	100		145		0R	50S		3			*
34	7580	120		100		135		30MS	0R		3			
57	6890	109		120		144		0R	0R		3			
69	8100	128	43.6	110		146		0R	0R		3			*
4	4760	75	43.9	90		132		0R	40S		3			
41	8210	130	38.4	110		143		0R	0R		4			*
44	6320	100		100		136		0R	0R		4			
63	6860	109		110		135		0R	0R		6			
5	6310	100	36.0	100		146		70S	80S		4			

TABLE 3- 36. ENTRIES SELECTED FOR OVER-ALL AGRONOMIC PERFORMANCE AT LOCATION 36 IN RAINFALL ZONE 2

COUNTRY: FRANCE

STATE:

STATION: CACBA-LESCAR

COOPERATORS: O. LAUDOYER, CACBA STAFF

LATITUDE: 49° 25' N LONGITUDE: 02° 50' W ELEVATION: 60M

DATE PLANTED: 5/10/82 DATE HARVESTED: 18/08/83

MOISTURE: TOTAL FERTILIZER (KG/HA): 180N 120P 120K

LOCAL CHECK VARIETY USED IN THIS NURSERY: FIDEL

COMMENTS: DRY CROP SEASON. MODERATE INFECTIONS OF STRIPE AND LEAF RUST. HEAVIER ATTACKS OF SEPTORIA AND POWDERY MILDEW. NOTE THAT THE SCALE USED FOR RUSTS WAS 1-9, THE SAME AS FOR OTHER DISEASES.

ENTRY	* YIELD (KG/HA)	% OF LOCAL CHECK	TEST WT OR 1000 KW	PL HT (CM)	LDG (%)	* DAYS TO FLOWER	PUC S	PUC R	PUC G	* SEPT T	* E G. T	STAND EST	WNT HDNS (%)	SEL	MISC
52	9324	144				150	1	2		2	2				
53	6605	102				147	1	1		3	2				
70	8325	128				153	1	1		3	3				
74	7243	112				151	1	2		3	3				
149	7049	109				155	1	1		2	2				
71	7770	120				154	1	1		3	3				
9	5384	83				147	1	1		2	3				
51	9352	144				157	1	1		2	3				
59	7215	111				151	1	2		3	4				
8	5606	86				149	1	1		3	2				
18	6926	107				153	1	3		3	3				
158	7770	120				157	1	1		3	2				
41	7937	122				155	1	1		3	4				
159	7409	114				158	1	1		2	1				
166	6716	103				156	1	1		3	1				
136	6771	104				150	1	2		4	3				
38	6549	101				152	1	3		3	4				
144	7770	120				158	1	1		3	2				
36	7437	115				156	1	1		4	2				
75	6827	105				152	1	1		4	3				
50	9158	141				157	1	1		3	4				
116	6882	106				157	1	1		2	3				
12	6466	100				154	2	1		3	3				
121	8020	124				157	1	2		3	4				
94	8714	134				160	1	1		2	2				
5	6799	105				156	1	3		3	4				

TABLE 3- 37. ENTRIES SELECTED FOR OVER-ALL AGRONOMIC PERFORMANCE AT LOCATION 37 IN RAINFALL ZONE 2

COUNTRY: FRANCE

STATE:

STATION: MONS-EN-PEVELE

COOPERATORS: M. MOMONT, P. POULLARD

LATITUDE: 50° 34' N LONGITUDE: 00° 43' E ELEVATION: 110M

DATE PLANTED: 28/10/82 DATE HARVESTED: 17/08/83

MOISTURE: 617MM TOTAL FERTILIZER (KG/HA): 50N 100P 100K

LOCAL CHECK VARIETY USED IN THIS NURSERY: FIDEL

COMMENTS: GOOD RAINFALL THIS CROP SEASON. LIGHT ATTACK OF POWDERY MILDEW. HEAVY ATTACK OF LEAF RUST BUT NOT MUCH EFFECT ON YIELD

ENTRY	* YIELD (KG/HA)	% OF LOCAL CHECK	TEST WT OR 1000 KW	PL HT (CM)	* LDG (%)	* DAYS TO FLOWER	PUC S	* PUC R	PUC G	* SEPT T	* E G T	STAND EST	WNT HDNS (%)	SEL	MISC
65	7519	100	48	105	50	154		1R		3	1				81.4
172	8436	112	49	105		156		1R		2	4			*	79.3
55	6694	89	45	100	5	152		1R		3	3				80.2
52	6878	91	44	95		154		1R		4	1			*	82.7
25	6786	90	51	110	5	153		1R		3	4				82.0
63	6511	87	44	100	20	154		1R		3	3				80.7
162	7336	98	38	90	5	157		1R		3	1				81.3
62	7795	104	38	100	20	153		1R		6	3				79.4
11	6969	93	39	115	5	157		1R		3	1				75.1
28	7336	98	41	90		157		1R		3	3				81.1
59	7336	98	52	110	20	156		30MR		3	3				81.7
54	6694	89	51	100		152		1R		6	3				80.6
71	6878	91	49	105	40	156		1R		5	1				80.0
76	7703	102	47	100	20	154		1R		6	5				80.2
75	6602	88	33	95	40	155		1R		4	4				73.4
8	7061	94	31	105	40	155		1R		6	3				79.1
161	7336	98	35	110	5	159		1R		3	1				72.3
27	7336	98	48	115		156		1R		4	5				81.5
68	8253	110	41	115		157		1R		3	7				79.3
165	8070	107	40	110	5	159		1R		3	3				78.9
132	9353	124	49	110	5	157	30MR	1R		4	6				78.6
64	4677	62	42	95	40	152		1R		6	1				81.0
61	7061	94	49	105	20	155		50MS		3	6				79.5
4	5594	74	52	90		146	40MR	1R		6	4				79.5
24	6052	80	48	110	20	155		1R		4	5				81.6
5	6052	80	37	90	5	157		99VS		5	2				74.2

TABLE 3- 42. ENTRIES SELECTED FOR OVER-ALL AGRONOMIC PERFORMANCE AT LOCATION 42 IN RAINFALL ZONE 2

COUNTRY: HUNGARY

STATE:

STATION: MARTONVASAR

COOPERATORS: L. BALLA

LATITUDE: 47°21'N LONGITUDE: 18°49'E ELEVATION: 150M

DATE PLANTED: 10/10/82 DATE HARVESTED: 10/07/83

MOISTURE: 306MM TOTAL FERTILIZER (KG/HA): 170N 170P 170K

LOCAL CHECK VARIETY USED IN THIS NURSERY: MARTONVASAR 4

COMMENTS: MILD WINTER, WARM SPRING, EXTREMELY DRY WEATHER FROM APRIL. HOT SUMMER SEASON. HEAVY EPIDEMIC OF POWDERY MILDEW, LEAF RUST AND STEM RUST. ALSO CEREAL LEAF BEETLE EPIDEMIC.

ENTRY	* YIELD (KG/HA)	% OF LOCAL CHECK	TEST WT OR 1000 KW	PL HT (CM)	LDG (%)	* DAYS TO FLOWER	PUC S	* PUC R	* PUC G	SEPT T	* E G T	STAND EST	WNT HDNS (%)	SEL MISC
39				106		135		5	10		3			
63	5454	107		88		134		10	5		7			
29				80		135			10		2			
74				111		135		25	10		5			
41				104		135		5	10		6			
52				86		133			85		2			
56				95		132			15		7			
164				79		131		35	15		8			
65				88		135			20		6			
53				93		133			80		6			
37				90		135			50		5			
55				91		132			35		7			
67				85		134		99	50		4			
59				106		136		30	5		6			
64				91		134		40	50		7			
16				94		134		60	95		6			
8				95		135		5	10		8			
34	5075	100		85		134			99		5			
21				99				10	10		7			
58				92		136		20	5		7			
54				94		133			60		7			
66				84		138		10	25		1			
68	3788	75		95		135		50	10		9			
14				93		138		30	20		1			
73				100		134			95		6			
5	5075	100		100		135		99	99		7			

TABLE 3- 48. ENTRIES SELECTED FOR OVER-ALL AGRONOMIC PERFORMANCE AT LOCATION 48 IN RAINFALL ZONE 2

COUNTRY: JAPAN

STATE:

STATION: HOKKAIDO

COOPERATORS: S. OZEKI

LATITUDE: 43°47'N LONGITUDE: 143°42' ELEVATION: 196M

DATE PLANTED: 16/09/82 DATE HARVESTED: 30/08/83

MOISTURE: 633MM TOTAL FERTILIZER (KG/HA): 60N 108P 72K

LOCAL CHECK VARIETY USED IN THIS NURSERY: HOROSHIRI KOMOUG

COMMENTS: THE PERIOD FROM JUNE TO JULY HAD APPROXIMATELY 4.4-3.0 DEGREES BELOW AVERAGE TEMPERATURES WHICH DELAYED MATURITY OF THE WHEAT CROP BY TWO WEEKS. THERE WERE 62 DAYS BELOW ZERO DEGREES CENTIGRADE DURING THE CROP SEASON.

ENTRY	* YIELD (KG/HA)	% OF LOCAL CHECK	TEST WT OR 1000 KW	PL HT (CM)	LDG (%)	* DAYS TO FLOWER	PUC S	PUC R	PUC G	SEPT T	E G T	STAND EST	* WNT HDNS (%)	SEL MISC
33						169		5MR					99	
56						171		1R					99	
1	3632	74	44.2		70	172		40S					99	
35						172		10S					99	
133						173		25S					99	
8						173							99	
108	4148	84	42.2			174		5MR					99	*
4	1833	37	47.4			169		5R					75	
16						169		1R					75	
73						174		5S					99	
58	4040	82	36.1			175							99	*
149						171		1R					75	
34						171		25S					75	
112						171		25S					75	
55						171		5MR					75	
165						171		5MR					75	
5	4931	100	51.8			175		25S					87	
99						175		40S					99	
68						175		5MR					99	
153						175		5MR					99	
11						175		5MR					99	
128						175		10S					99	
71						175		5S					99	
148						175		5MR					99	
64						172		5MR					75	

TABLE 3- 59. ENTRIES SELECTED FOR OVER-ALL AGRONOMIC PERFORMANCE AT LOCATION 59 IN RAINFALL ZONE 2

COUNTRY: NEW ZEALAND

STATE:

STATION: CROP RES. DIV.-CANTERBURY

COOPERATORS: D. WRIGHT

LATITUDE: 43° 38' S LONGITUDE: 172° 30' E ELEVATION: 11M

DATE PLANTED: 10/05/82 DATE HARVESTED: 01/02/83

MOISTURE: 442MM TOTAL FERTILIZER (KG/HA):

LOCAL CHECK VARIETY USED IN THIS NURSERY: KOPARA

COMMENTS: VERY DRY UNTIL THE END OF SEPTEMBER BUT GOOD MOISTURE LATER STIMULATING GOOD GROWTH. DRY CONDITIONS CAUSED DELAY IN DEVELOPMENT OF STRIPE RUST. LEAF RUST, SEPTORIA AND POWDERY MILDEW WERE PRESENT. THERE WAS A SERIOUS INFESTATION OF ROSE GRAIN APHID. SOME BIRD DAMAGE EXPERIENCED. RACES OF PUCCINIA STRIIFORMIS WERE 104E137A AND 106E139A, REFERENCE R.A. MCINTOSH, UNIV. OF SYDNEY.

ENTRY	YIELD (KG/HA)	% OF LOCAL CHECK	TEST WT OR 1000 KW	PL HT (CM)	LOG (%)	* DAYS TO FLOWER	* PUC S	PUC R	PUC G	SEPT T	E G T	STAND EST	WNT HONS (%)	SEL MISC
16				85		312				7		65		
47				73		312						55		
55				75		311	1R			7		70		
54				80		311	1R			7		80		
56				80		311	1R			7		70		
25				82		312	1R					55		
46				67		312	1R					50		
53				75		313				7		60		
61				80		313	1R			7		80		*
45				75		313	1R					55		
24				85		314	1R					55		
21				86		319	0R					60		
136				80		317	1R					60		
18				86		312	2R					80		
4				68		311	5R			9		65		
59				85		317						70		
27				77		318	1R					65		
41				87		318	1R					60		
8				83		318	1R					75		
70				80		318	1R					60		
22				86		318	1R					75		
11				87		318	1R					70		
28				85		320	0R					70		
14				70		319	1R					60		
10				85		319	1R					60		
5				84		325	15R					75		

TABLE 3- 64. ENTRIES SELECTED FOR OVER-ALL AGRONOMIC PERFORMANCE AT LOCATION 64 IN RAINFALL ZONE 2

COUNTRY: POLAND

STATE:

STATION: POLANOWICE

COOPERATORS: T. RUEBENBAUER

LATITUDE: 50° 20' N LONGITUDE: 20° 20' E ELEVATION: 280M

DATE PLANTED: 05/10/82 DATE HARVESTED: 06/08/83

MOISTURE: 461MM TOTAL FERTILIZER (KG/HA): 80N 100P 140K

LOCAL CHECK VARIETY USED IN THIS NURSERY: GRANA

COMMENTS: FAVORABLE FALL, MILD WINTER. EARLY SPRING WAS RAINY BUT CHANGING TO HOT AND DRY CONDITIONS DURING SUMMER. LIGHT INFECTIONS OF POWDERY MILDEW AND MODERATE LEAF RUST.

ENTRY	* YIELD (KG/HA)	% OF LOCAL CHECK	TEST WT OR 1000 KW	PL HT (CM)	LDG (%)	* DAYS TO FLOWER	PUC S	PUC R	PUC G	SEPT T	* E G T	STAND EST	WNT HDNS (%)	SEL MISC
47				75	26	139					1	100	100	
73	7710	132		90		140		10S			1	100	100	
46	5880	100		90	13	139		10S			1	100	100	
51				85							1			
49				80							1			
50				75							1			
44	7120	122		85		141					1	100	100	
64	5450	93		80	13	140					1	75	100	
48	5260	90		90	13	140					1	100	100	
76	6650	113		90		142		10S			1	100	100	
55	3550	61		80		138					1	75	100	
53	3430	59		85		138					1	100	100	
28	5610	96		75	13	142					1	100	100	
52	3420	58		75		139					1	60	100	
12	3870	66		85		140		40S			1	100	100	
65	3790	65		95	26	140					1	100	100	
11	4370	75		85		141					1	100	100	
71	4910	84		85		142					1	100	100	
70	6130	105		85		143		10S			1	100	100	
18	3190	54		95		140		65S			1	100	100	
13	5420	92		85	26	139					2	100	100	
36	4800	82		100	13	142		65MS			1	75	100	
145	8040	137		90		144					1	100	100	
45	2680	46		80		140		1R			1	75	50	
61	5730	98		85		140		25S			2	75	100	
5	5860	100		95	26	145		99S			4	80	100	

TABLE 3- 65. ENTRIES SELECTED FOR OVER-ALL AGRONOMIC PERFORMANCE AT LOCATION 65 IN RAINFALL ZONE 2

COUNTRY: POLAND

STATE:

STATION: PLANT BREEDING STATION-LASKI

COOPERATORS: T. WOLSKI, J. BIATOSKORSKI

LATITUDE: 51° 49' N LONGITUDE: 21° 15' E ELEVATION: 100M

DATE PLANTED: 27/09/82 DATE HARVESTED: 02/07/83

MOISTURE: 370MM TOTAL FERTILIZER (KG/HA): 110N 202P 180K

LOCAL CHECK VARIETY USED IN THIS NURSERY: GRANA

COMMENTS: IT WAS A DRY SUMMER AND DISEASE DEVELOPMENT WAS MODERATE. THERE WAS SOME BIRD DAMAGE DUE TO EARLY MATURITY. SEPTORIA NODORUM AND TEST WEIGHT ARE REPORTED IN THE MISC. COLUMN.

ENTRY	* YIELD (KG/HA)	% OF LOCAL CHECK	TEST WT OR 1000 KW	PL HT (CM)	LDG (%)	* DAYS TO FLOWER	PUC S	* PUC R	PUC G	* SEPT T	E G T	STAND EST	* WNT HONS (%)	SEL	MISC
88	9438	128	54	105		140		40		6	8		100		4 79.9
70	7813	106	52	105		140		60		8	1		100		6 80.3
71	7438	101	54	105		140		60		9	1		100		7 81.7
15	6375	87	44	100		141		70		5	1		100		5 80.5
73	7375	100	48	100	10	138		50		8	1		90	*	7 81.7
142	8850	120	44	85		141		80		6	2		100		6 81.1
115	7400	101	46	110		144		10		6	1		100		2 80.3
64	5813	79	40	90		138		10		8	1		90		6 81.3
31	3650	50	38	90		140		20		7	1		100		7 80.7
56	4250	58	48	85		138		60		8	1		100		7 81.7
11	5313	72	44	95		140		20		5	1		90		7 80.3
89	7813	106	46	110	10	140		30		8	1		90		5 81.5
55	4350	59	44	85		138		30		8	2		100		7 81.9
14	7338	100	46	100	10	143		90		5	1		100		2 82.3
16	1150	16	40	95		138		20		9	1		100		9
34	3413	46	42	90		138		80		7	1		100		7 78.9
106	9088	124	46	100		141		70		6	1		90	*	7 77.1
17	9513	129	46	120	10	147		10		4	1		100	*	3 79.7
24	3250	44	42	90		138		10		7	1		90		5 80.5
144	5188	71	38	95		144		10		4	1		100		5 79.9
32	2438	33	40	85		140		70		6	1		100		6
137	7263	99	50	110		144		10		5	3		100		3 80.9
112	6925	94	46	95		141		20		8	3		100		5 78.5
19	6163	84	44	105	10	138		60		6	4		90		6 80.5
42	6563	89	42	90		141		10		6	2		90		4 82.5
5	7350	100	42	95	5	147		30		3	2		95		2 79.6

TABLE 3- 77. ENTRIES SELECTED FOR OVER-ALL AGRONOMIC PERFORMANCE AT LOCATION 77 IN RAINFALL ZONE 2

COUNTRY: TURKEY

STATE: DIYARBAKIR

STATION:

COOPERATORS: A.AYDIN, A. ERTUG FIRAT, M. OZTURK

LATITUDE: 37° 55' N LONGITUDE: 40° 12' E ELEVATION: 660M

DATE PLANTED: 21/11/82 DATE HARVESTED: 09/07/83

MOISTURE: TOTAL FERTILIZER (KG/HA): 60N 60P 0K

LOCAL CHECK VARIETY USED IN THIS NURSERY: MALABADI

COMMENTS: GERMINATION TOOK PLACE IN MID-FEBRUARY AFTER 52 DAYS OF SNOW COVER. RAINFALL WAS BELOW NORMAL IN SPRING. SUNIPEST INSECT DAMAGE OCCURRED AT JOINTING STAGE RESULTING IN LATE TILLERS AND DELAYED HARVEST.

ENTRY	YIELD (KG/HA)	% OF LOCAL CHECK	TEST WT OR 1000 KW	PL HT (CM)	LDG (%)	* DAYS TO FLOWER	PUC S	PUC R	PUC G	SEPT T	E G T	STAND EST	WNT HDNS (%)	SEL	MISC
46				75		134									
4				60		134									
55				75		134									
5				70		136									
47				70		136									
54				75		136									
56				70		137									
73				75		138									
35				70		138									
108				65		138									
38				90		139								*	
13				75		139								*	
64				75		139									
33				60		139								*	
63				75		139									
16				75		139									
71				80		139									
34				65		139									
89				85		140								*	
52				70		140									
9				80		140									
65				80		140									
25				85		140									
41				85		140								*	
70				90		140									

TABLE 3- 78. ENTRIES SELECTED FOR OVER-ALL AGRONOMIC PERFORMANCE AT LOCATION 78 IN RAINFALL ZONE 2

COUNTRY: TURKEY

STATE:

STATION: EDIRNE

COOPERATORS: N. HAZAR, B.KIRAL, E. INDELEN, Y. CELIKER

LATITUDE: 41° 40' N LONGITUDE: 26° 34' E ELEVATION: 40M

DATE PLANTED: 27/10/82 DATE HARVESTED: 15/07/83

MOISTURE: 400MM TOTAL FERTILIZER (KG/HA): 95N 92P 0K

LOCAL CHECK VARIETY USED IN THIS NURSERY: KIRKPINAR 79

COMMENTS: DISEASE DEVELOPMENT WAS VERY WEAK BECAUSE OF A DRY SEASON.

ENTRY	YIELD (KG/HA)	% OF LOCAL CHECK	TEST WT OR 1000 KW	PL HT (CM)	LOG (%)	* DAYS TO FLOWER	PUC S	PUC R	PUC G	SEPT T	E G T	STAND EST	* WNT HDNS (%)	SEL	MISC
4				80		121							90		
64				80		123							90		
54				70		124							90		
73				70		125							90		
32	4100	122		80		125							90	*	
89	2875	86		95		125							90	*	
58				80		125							90		
38	3425	102		80		125							90	*	
70				80		125							90		
71	3425	102		90		125							90	*	
55				80		120							80		
56				75		120							80		
53				80		123							80		
59				100		123							80		
63	3600	107		80		123							80	*	
2				90		127							90		
68				90		127							90		
19				90		124							80		
78				75		128							90		
57	2800	84		85		128							90	*	
33	2500	75		75		125							80	*	
39	3050	91		90		125							80	*	
11				75		125							80		
119	2725	81		75		130							90	*	
51				65		130							90		
5	3350	100		90		129							80		

TABLE 3- 80. ENTRIES SELECTED FOR OVER-ALL AGRONOMIC PERFORMANCE AT LOCATION 80 IN RAINFALL ZONE 2

COUNTRY: TURKEY

STATE:

STATION: ESKISEHIR

COOPERATORS: B.SUZEN

LATITUDE: 36° 45' N LONGITUDE: 30° 45' E ELEVATION: 789M

DATE PLANTED: 30/10/82 DATE HARVESTED: 10/08/83

MOISTURE: 260MM TOTAL FERTILIZER (KG/HA): 6DN 60P 0K

LOCAL CHECK VARIETY USED IN THIS NURSERY: GEREK 79

COMMENTS: IT WAS A VERY DRY YEAR BUT STEM RUST DEVELOPMENT WAS GOOD, DUE TO LATE SHOWERS.

ENTRY	YIELD (KG/HA)	% OF LOCAL CHECK	TEST WT OR 1000 KW	PL HT (CM)	LDG (%)	* DAYS TO FLOWER	PUC S	PUC R	* PUC G	SEPT T	E G T	STAND EST	WNT HDNS (%)	SEL MISC
172				65					5MS					
24				90		130								
73				80		130								
55				80		130								
25				85		130								
64				80		130								
59				85		130								
65				80		130								
63				80		130								
35				75		130			5S					
56				85		130			5S					
33				70		130			10MS					
61				75		130	10S		10MS					
47				75		135			5MS					
34				75		130			10S					
52				80		135			10MS					
18				90		135			10MS					
10				95		140			1MS					
74				85		135								
62				70		135								
14				80		135								
54				85		135								
8				85		135								
53				85		135			10S					
19				90		135			10S					
5				90		135			40S					

TABLE 3- 91. ENTRIES SELECTED FOR OVER-ALL AGRONOMIC PERFORMANCE AT LOCATION 91 IN RAINFALL ZONE 2

COUNTRY: USA

STATE: NEBRASKA

STATION:

COOPERATORS: V. JOHNSON, S. KUHR, J. SCHMIDT, C. PETERSON

LATITUDE: 40° 51' N LONGITUDE: 96° 38' W ELEVATION: 360M

DATE PLANTED: 25/09/82 DATE HARVESTED: 20/07/83

MOISTURE: TOTAL FERTILIZER (KG/HA):

LOCAL CHECK VARIETY USED IN THIS NURSERY: BRULE

COMMENTS: THE WINTER WAS VERY MILD WITH GOOD SNOW COVER DURING COLD PERIODS. MAY COOLER THAN NORMAL WITH VERY HEAVY RAINS AND CONSTANT CLOUD COVER. LEAF RUST AND STEM RUST WERE HEAVY, BUT DEVELOPED LATE ENOUGH TO NOT SERIOUSLY AFFECT YIELDS. WEEDS WERE CONTROLLED WITH "GLEAN".

ENTRY	* YIELD (KG/HA)	% OF LOCAL CHECK	TEST WT OR 1000 KW	PL HT (CM)	LDG (%)	* DAYS TO FLOWER	PUC S	PUC R	* PUC G	SEPT T	E G T	STAND EST	* WNT HDNS (%)	SEL MISC
64	7195	96		95		152		0S	1R				100	
47	4000	53		80		150		0S	1R				100	
13	5375	71		95		151		0R	20MR				100	
33	4486	60		73		150		0R	10MR				100	
8	5278	70		95		154		0R	10MR				100	
73	7167	95		106		153		0S	30MS				100	
56	5139	68		95		149		0R	40MS				100	
4	4556	61		85		147		0S	30MS				100	
55	3736	50		95		149		0R	30MS				100	
68	4514	60		103		155		0R	0X				98	
71	5500	73		101		153		0R	50MS				100	
57	5625	75		105		157		0R	1R				100	
5	7528	100		110		155		0S	30MS				100	
49	5695	76		101		155		0R	30MS				100	
165	4584	61		91		156		0R	10MR				100	
70	5167	69		100		154		0R	50MS				100	
58	4820	64		103		155		0R	1R				95	
1	4695	62		110		153		0S	5R				93	
148	4820	64		105		159		0R	0X				100	
153	5070	67		100		156		0R	30MS				100	
78	4848	64		104		156		0R	1R				95	
54	4528	60		95		150		0R	30MS				95	
149	3028	40		96		156		0R	10MR				100	
108	3584	48		90		157		0R	10R				100	
96	4639	62		97		160		0R	0X				100	

TABLE 3- 92. ENTRIES SELECTED FOR OVER-ALL AGRONOMIC PERFORMANCE AT LOCATION 92 IN RAINFALL ZONE 2

COUNTRY: USA

STATE: OHIO

STATION: OHIO

COOPERATORS: H.N. LAFEVER

LATITUDE: 40° 47' N LONGITUDE: 81° 56' W ELEVATION: 318M

DATE PLANTED: 12/10/82 DATE HARVESTED: 22/07/83

MOISTURE: 22MM TOTAL FERTILIZER (KG/HA): 79N 108P 108K

LOCAL CHECK VARIETY USED IN THIS NURSERY: TITAN

COMMENTS: THERE WAS AN EXTREMELY MILD WINTER, A COOL SPRING, AND HOT DURING GRAIN FILLING.

ENTRY	* YIELD (KG/HA)	% OF LOCAL CHECK	TEST WT OR 1000 KW	PL HT (CM)	LDG (%)	* DAYS TO FLOWER	PUC S	PUC R	PUC G	SEPT T	E G T	STAND EST	* WNT HDNS (%)	SEL MISC
16				95	50	145							100	
25				83		146							100	
76	3733	111		94	50	150							100	
9				98		148							100	
70	3377	101		96		150							100	
71	2877	86		95		149							100	
136				85	50	149							100	
32				87	50	149							100	
13				87	99	149							100	
24				92		149							100	
8				90	30	149							100	
35				82	50	149							100	
73	2666	79		92		149							100	
68	3577	107		105		154							100	
12				90	98	150							100	
46				76	50	150							100	
52				78	-	150							100	
54				76	50	150							100	
1	2755	82		105	20	150							100	
63	2944	88		83		151							100	
61	2811	84		88	50	151							100	
58	3166	94		94		154							100	
55	1933	58		81		145							100	
56	1766	53		83		145							100	
34	2055	61		82	30	147							100	
5	3355	100		92		156							100	

TABLE 3- 97. ENTRIES SELECTED FOR OVER-ALL AGRONOMIC PERFORMANCE AT LOCATION 97 IN RAINFALL ZONE 2

COUNTRY: USA

STATE: OREGON

STATION: PENDLETON

COOPERATORS: W. MCCUISTON, W. KRONSTAD

LATITUDE: 45° 30' N LONGITUDE: 118° 26' W ELEVATION: 454M

DATE PLANTED: 08/10/82 DATE HARVESTED: 02/08/83

MOISTURE: 608MM TOTAL FERTILIZER (KG/HA): 90N 0P 0K

LOCAL CHECK VARIETY USED IN THIS NURSERY: STEPHENS

COMMENTS:

ENTRY	* YIELD (KG/HA)	% OF LOCAL CHECK	TEST WT OR 1000 KW	PL HT (CM)	LDG (%)	DAYS TO FLOWER	PUC S	PUC R	PUC G	* SEPT T	E G T	STAND EST	WNT HDNS (%)	SEL	MISC
164	7920	111	62.0												
26	7500	105	61.5												
128	7440	104	62.3												
161	7200	101	61.2												
98	6840	96	61.2							1					
51	6900	97	61.5							6					
83	7140	100	61.2												
5	7140	100	60.7												
143	6720	94	61.0							6					
111	6960	97	61.5												
131	6900	97	60.4												
123	6840	96	59.4												
133	7140	100	59.4							7					
150	7020	98	59.3							7					
92	6780	95	60.3												
95	6780	95	59.5												
134	6840	96	62.2							7					
127	6780	95	58.6							7					
93	6720	94	60.3												
125	6720	94	58.8												
96	6720	94	61.5												
3	6540	92	62.8		40					7					
54	6060	85	63.1		10					6					
139	6660	93	60.9												
77	6660	93	59.8												

TABLE 3-100. ENTRIES SELECTED FOR OVER-ALL AGRONOMIC PERFORMANCE AT LOCATION 100 IN RAINFALL ZONE 2

COUNTRY: USA

STATE: WASHINGTON

STATION: WASHINGTON

COOPERATORS: C. PETERSON

LATITUDE: 46° 42' N LONGITUDE: 117° 08' W ELEVATION: 777M

DATE PLANTED: DATE HARVESTED:

MOISTURE: TOTAL FERTILIZER (KG/HA):

LOCAL CHECK VARIETY USED IN THIS NURSERY: DAWS

COMMENTS: LINES SELECTED FOR HARVEST ARE NOTED.

ENTRY	YIELD (KG/HA)	% OF LOCAL CHECK	TEST WT OR 1000 KW	PL HT (CM)	LDG (%)	DAYS TO FLOWER	PUC S	PUC R	PUC G	SEPT T	E G T	STAND EST	WNT HDNS (%)	SEL	MISC
30														*	
32														*	
33														*	
86														*	
88														*	
90														*	
92														*	
93														*	
95														*	
101														*	
103														*	
124														*	
128														*	
134														*	
139														*	

TABLE 3-101. ENTRIES SELECTED FOR OVER-ALL AGRONOMIC PERFORMANCE AT LOCATION 101 IN RAINFALL ZONE 2

COUNTRY: USSR

STATE:

STATION: KRASNODAR

COOPERATORS: Y. PUCHKOV

LATITUDE: 45°00'N LONGITUDE: 38°55'E ELEVATION: 37M

DATE PLANTED: 10/10/82 DATE HARVESTED: 06/07/83

MOISTURE: 356MM TOTAL FERTILIZER (KG/HA): 90N 60P 4EK

LOCAL CHECK VARIETY USED IN THIS NURSERY:

COMMENTS: DRY AUTUMN, MILD WINTER WITH HIGH RAINFALL, EARLY WARM SPRING, HOT DRY SUMMER HAVING MAXIMUM TEMPERATURES OF 37C. UNFAVORABLE YEAR FOR DISEASE DEVELOPMENT WITHMODERATE POWDERY MILDEW AND SLIGHT INFECTION OF LEAF RUST.

ENTRY	YIELD (KG/HA)	% OF LOCAL CHECK	TEST WT OR 1000 KW	PL HT (CM)	* LDG (%)	* DAYS TO FLOWER	PUC S	PUC R	PUC G	SEPT T	* EGT	STAND EST	WNT HDNS (%)	SEL MISC
53				79	15	138					0			
25				82	20	138					0			
64				73	10	139					0			
27				79	20	139					0			
74				88	20	140					0			
70				84	0	139					1			
14				66	0	141		1R			0			
71				85	0	140		5R			1			
12	3750	75	36.0	58	20	140					1			*
16				75	40	137		1R			3			
52				72	20	139					3			
29				69	20	143					0			
73				79	0	137					4			
62				69	0	140					3			
157				70	0	140					3			
66				74	0	144					0			
148				79	20	144					0			
162				70	20	143					1			
54				73	15	139					4			
75				65	15	142					2			
24	3750	75	36.0	80	20	139					4			*
39				70	20	142					2			
11				72	40	142		1R			2			
65				73	20	141					3			
32				65	20	141					3			
5				71	20	140					8			

TABLE 3- 1. ENTRIES SELECTED FOR OVER-ALL AGRONOMIC PERFORMANCE AT LOCATION 1 IN RAINFALL ZONE 3

COUNTRY: AFGHANISTAN

STATE: KABUL

STATION: DARUL AMAN RES. STA.

COOPERATORS: A. AYAR, M.E. ZEERAK

LATITUDE: 34° 27'N LONGITUDE: 69° 08'E ELEVATION: 1825M

DATE PLANTED: 02/11/82 DATE HARVESTED:

MOISTURE: 264MM+I TOTAL FERTILIZER (KG/HA): 120N 60P

LOCAL CHECK VARIETY USED IN THIS NURSERY:

COMMENTS: THE CROP SEASON WAS NORMAL. ONLY STRIPE RUST INFECTION WAS SUFFICIENT FOR REPORTING.

ENTRY	YIELD (KG/HA)	% OF LOCAL CHECK	TEST WT OR 1000 KW	PL HT (CM)	LOG (%)	* DAYS TO FLOWER	* PUC S	PUC R	PUC G	SEPT T	E G T	STAND EST	WNT HDNS (%)	SEL	MISC
24				85		144						85			
49				80		145						85			
25				80		140	10MS					80			
18				85		144	10MS					80		*	
132				85		145	10MS					75			
14				75		145	10MS					90			
158				95		146	5MR					80			
38				90		146						80		*	
73				95		146						60			
36				90		146						80			
142				85		146						75			
9				90		146						70			
89				85		146						85			
37				78		146						70			
170				73		146						70			
74				95		146						60			
105				75		146						85			
166				80		146	10MS					75			
161				75		146	25MS					85			
116				90		140	40S					60			
52				65		146	25S					80			
48				85		147	25MS					60			
8				75		146	40S					70			
56				70		148	10MS					80			
171				80		147						80			
5				80		148	40S					80			

TABLE 3- 2. ENTRIES SELECTED FOR OVER-ALL AGRONOMIC PERFORMANCE AT LOCATION 2 IN RAINFALL ZONE 3

COUNTRY: AFGHANISTAN

STATE: KUNDUZ

STATION: KUNDUZ AGR. RES. STA.

COOPERATORS: A.A.AHAD, GHULA JOHN

LATITUDE: 36° 32' N LONGITUDE: 68° 53' E ELEVATION: 450M

DATE PLANTED: 24/11/82 DATE HARVESTED:

MOISTURE: IRR TOTAL FERTILIZER (KG/HA): 100N 80P

LOCAL CHECK VARIETY USED IN THIS NURSERY: AFGHAN 14

COMMENTS: PRECIPITATION TOTALED MORE THAN ANY OF THE PAST FOUR YEARS. DISEASES DID NOT DEVELOP WELL ALTHOUGH SEPTORIA TRITICI INFECTION WAS ADEQUATE FOR SOME SCREENING.

ENTRY	* YIELD (KG/HA)	% OF LOCAL CHECK	TEST WT OR 1000 KW	PL HT (CM)	LDG (%)	* DAYS TO FLOWER	PUC S	PUC R	PUC G	* SEPT T	E G T	STAND EST	WNT HDNS (%)	SEL	MISC
1	8400	130		135		149				5		95			
76	6000	93		95		149				5		94			
65	6000	93		115		149				5		95			
59	4960	77		128		151				4		96			
78	4880	75		110		151				4		92			
36	6000	93		116		154				4		90			
67	5760	89		106		154				4		94			
38	4880	75		123		152				4		93			
158	5600	86		120		163				2		98			
9	6000	93		116	5	150				5		95			
71	6000	93		111		150				5		95			
21	5600	86		103		154				4		98			
159	5600	86		119		162				3		96			
117	4720	73		128		156				1		95			
116	4000	62		110		154				2		94			
70	5600	86		120		150				5		95			
27	6480	100		120		152				5		97			
75	5760	89		100		151				5		97		*	
18	4400	68		105	70	152				4		96			
25	4800	74		90		149				5		97			
5	6480	100		101		148				6		98			
112	5680	88		122		162				4		96		*	
37	4800	74		112		154				4		92			
13	4960	77		116	80	150				5		97			
74	5600	86		120		151				5		96			

TABLE 3- 10. ENTRIES SELECTED FOR OVER-ALL AGRONOMIC PERFORMANCE AT LOCATION 10 IN RAINFALL ZONE 3

COUNTRY: BELGIUM

STATE:

STATION: GEMBLOUX

COOPERATORS: J. VANDAM

LATITUDE: 50°34' N LONGITUDE: 04°41' E ELEVATION: 180M

DATE PLANTED: 20/10/82 DATE HARVESTED: 04/08/83

MOISTURE: 706MM TOTAL FERTILIZER (KG/HA): 42N 100P 150K

LOCAL CHECK VARIETY USED IN THIS NURSERY: ZEMON

COMMENTS: THE WINTER HAD OCCASIONAL COLD PERIODS, THE SPRING WAS VERY WET WITH FREQUENT RAINFALL, THE SUMMER WAS VERY DRY. THERE WAS A LIGHT ATTACK OF STRIPE RUST AND MEDIUM INFECTION OF SEPTORIA TRITICI.

ENTRY	YIELD (KG/HA)	% OF LOCAL CHECK	TEST WT OR 1000 KW	PL HT (CM)	LDG (%)	* DAYS TO FLOWER	PUC S	PUC R	PUC G	* SEPT T	E G T	STAND EST	* WNT HDNS (%)	SEL MISC
4				78		148				1			80	*
56				95		151				1			80	*
55				88		150				1			70	*
89				103		151				1			70	
13				90		151	1R			1			70	
142				86		151				1			70	*
67				92		151				1			70	
113				105	20	151	5R			1			70	
124				87		156				1			80	*
121				96		156				1			80	*
45				83		152				1			70	
64				82		152				1			70	*
73				97		153				1			70	
63				86		154				1			70	*
90				93		154				1			70	*
135				93		157				1			80	
70				92		155				1			70	*
62				88		155				1			70	*
71				91		155				1			70	*
157				93		156				1			70	
11				93		156				1			70	*
150				90		156				1			70	*
59				104		156				1			70	
88				98		151				1			60	
149				93		159				1			80	
5				85		159				4			80	

TABLE 3- 12. ENTRIES SELECTED FOR OVER-ALL AGRONOMIC PERFORMANCE AT LOCATION 12 IN RAINFALL ZONE 3

COUNTRY: BRAZIL

STATE:

STATION: CNPT-PASSO FUNDO

COOPERATORS: L. DEL DUCA

LATITUDE: 28°15'S LONGITUDE: 52°24'W ELEVATION: 684M

DATE PLANTED: 07/06/82 DATE HARVESTED: /11/82

MOISTURE: 1326MM TOTAL FERTILIZER (KG/HA): 72N 56P 40K

LOCAL CHECK VARIETY USED IN THIS NURSERY: JACUI

COMMENTS: HIGHER TEMPERATURE, RAINFALL AND AIR HUMIDITY THAN THE NORMAL VALUES FOR THE PERIOD 1950-79 WERE EXTREMELY UNFAVORABLE FOR THE WHEAT CROP. THERE WAS A HEAVY INCIDENCE OF LEAF RUST, STEM RUST, LEAF SPOT AND GLUME BLOTCH. POWDERY MILDEW AND MOSAIC VIRUS WERE PRESENT AT MODERATE LEVELS. MISC. NOTES INCLUDE TWO SEPTORIA AND HELMINTHOSPORIUM ON LEAF AND SPIKE AND KERNEL NOTES. SCALE: 1=GOOD, 9=POOR.

ENTRY	* YIELD (KG/HA)	% OF LOCAL CHECK	TEST WT OR 1000 KW	PL HT (CM)	LDG (%)	* DAYS TO FLOWER	PUC S	* PUC R	* PUC G	SEPT T	* E G T	STAND EST	WNT HDNS (%)	SEL	MISC
39	1225			75		251			1R					*	3 3 6
167								1MS			0				7 6
41	1055			75		251			1R		3			*	5 4 6
75	692			70		245		1S	10R		7				4 6 7
25	589			80		251		1MR	20R					*	5 5 6
44	938			75		245		30MR	10R		4			*	5 7 6
65	1086			80		251		1MR	10MR		7			*	5 4 5
151								5S	1MR		0				3
108								5MS			0				5 5
53	478			80		245					6				8 7 6
24	955			70		253			20R		4			*	4 4 6
63	438			75		251			1S		7			*	4 4 6
5	2430			100		256		10MR	5S		5				4 1 3
89								5R	10X		0				4 9
8	369			80		263		10R						*	4 4 8
135								10R	50S		0				4 7
4	100			60		263			5MR						6 5 7
117	175			70		263		15R	10MR		6				5 3 7
33	58			70		263		5S			0			*	6 8 9
3	54			65		251		60S	20MR						7 6 7
116	441			70		269		10MR			5			*	4 4 4
144	26			70		278			1MS		0			*	5 9 7
1	162			75		256		70S	10S						7 4 6
37	48			80		269		20S			0				6 4 7
73	78			75		299		10MS	1R		0			*	5 7 9

TABLE 3- 16. ENTRIES SELECTED FOR OVER-ALL AGRONOMIC PERFORMANCE AT LOCATION 16 IN RAINFALL ZONE 3

COUNTRY: CANADA

LATITUDE: 43°39'N LONGITUDE: 80°25'W ELEVATION: 380M

STATE:

DATE PLANTED: 18/10/82 DATE HARVESTED: 28/07/83

STATION: ELORA RESEARCH STATION- ONTARIO

MOISTURE: TOTAL FERTILIZER (KG/HA): 75N 65P 65K

COOPERATORS: L.A. HUNT, P. MEHTA

LOCAL CHECK VARIETY USED IN THIS NURSERY: FREDRICK

COMMENTS: THE CROP SEASON WAS DRY AND WARM COMPARED TO AN AVERAGE YEAR HOWEVER GROWTH WAS EXCELLENT. WINTERKILLING WAS THE MOST IMPORTANT OBSERVATION.

ENTRY	YIELD (KG/HA)	% OF LOCAL CHECK	TEST WT OR 1000 KW	PL HT (CM)	LDG (%)	DAYS TO FLOWER	PUC S	PUC R	PUC G	SEPT T	E G T	STAND EST	* WNT HDNS (%)	SEL	MISC
77				92									100	*	
13				95									100		
145				91									100		
67				93									100		
106				94									100		
32				83									100		
163				97									100		
70				102									100		
89				106									100		
17				108									100	*	
148				102									100		
125				97									100		
170				100									100		
97				101									100		
155				97									100		
114				105									100		
164				81									100		
94				93									100	*	
151				99									100		
134				83									100		
102				88									100		
108				92									100		
91				89									100		
126				83									100		
99				100									100		
5				115									98		

TABLE 3- 17. ENTRIES SELECTED FOR OVER-ALL AGRONOMIC PERFORMANCE AT LOCATION 17 IN RAINFALL ZONE 3

COUNTRY: CANADA

STATE:

STATION: UNIVERSITE LAVAL

COOPERATORS: C. ST. PIERRE, A. COMEAU

LATITUDE: 46° 52' N LONGITUDE: 71° 13' W ELEVATION: 150M

DATE PLANTED: 30/08/82 DATE HARVESTED: 10/07/83

MOISTURE: 1000MM TOTAL FERTILIZER (KG/HA): 24N 96P 96K

LOCAL CHECK VARIETY USED IN THIS NURSERY: ELMO

COMMENTS: SEVERE UNIFORM ICE ENCASEMENT STRESS FOR TWO MONTHS. EXCESS RAIN AFTER SNOW MELT IN MAY, EXCESS HEAT AND DROUGHT IN JUNE BYDV WAS ARTIFICIALLY INOCULATED AND WAS VERY SEVERE WHERE SOME PLANTS APPEARED DEAD ON MAY 10 BUT REVIVED. OBSERVATIONS BASED ON TWO REPLICATIONS. THE MISC. COLUMN CONTAINS BIOMASS(STRAW+GRAIN) IN KG/HA RECORDED ON JULY 10, 1983. LINES 73AND 17 WERE BEST UNDER STRESS.

ENTRY	YIELD (KG/HA)	% OF LOCAL CHECK	TEST WT OR 1000 KW	PL HT (CM)	LDG (%)	DAYS TO FLOWER	PUC S	PUC R	PUC G	SEPT T	E G T	STAND EST	* WNT HONS (%)	SEL	MISC
													93	*	9103
73													69	*	3662
70													69	*	4263
71													60	*	3502
105													58	*	6274
17													55	*	3726
64													47	*	3325
155													47		208
67													44	*	2276
116													44	*	2660
156													38	*	4006
78													38		1418
163													37	*	3606
19													28	*	3052
2													27	*	3630
77													25		1034
157													23		1290
119													23		1522
164													21		2155
69													21	*	2788
5													21		1042
16													20	*	2268
49													17		1066
32													16		1819
63													15		2099
76															

TABLE 3- 19. ENTRIES SELECTED FOR OVER-ALL AGRONOMIC PERFORMANCE AT LOCATION 19 IN RAINFALL ZONE 3

COUNTRY: CHILE

LATITUDE: 33°34' S LONGITUDE: 70°38' W ELEVATION: 625M

STATE:

DATE PLANTED: 26/05/82 DATE HARVESTED:

STATION: LA PLATINA-SANTIAGO

MOISTURE: 648MM TOTAL FERTILIZER (KG/HA): 108N 92P CK

COOPERATORS: I. RAMIREZ, R. CORTAZAR, E. HACKE, WHEAT STAFF

LOCAL CHECK VARIETY USED IN THIS NURSERY: TOQUIFEN

COMMENTS: TOTAL RAINFALL AMOUNT WAS DOUBLE OF NORMAL, THERE WERE 165 DAYS WITH DEW (NORMAL=113 DAYS), ONLY 3 DAYS WITH FROST (NORMAL=35), AVERAGE SPRING TEMPERATURES WERE13.8°C (NORMAL=15.1°C). ARTIFICIAL INCCULATION OF THE THREE RUSTS RESULTED IN SEVERE ATTACK OF STEM RUST AND MODERATE ATTACKS OF STRIPE AND LEAF RUST.

ENTRY	YIELD (KG/HA)	% OF LOCAL CHECK	TEST WT OR 1000 KW	PL HT (CM)	LOG (%)	DAYS TO FLOWER	PUC S	* PUC R	* PUC G	SEPT T	E G T	STAND EST	WNT HDNS (%)	SEL	MISC
66									5R						
143									5MR						
41							1R		5MR						
165							1R		5MR						
148									5MR						
108									5M						
29								1S	5S						
78									10MR						
103								10MR	5S						
57								5S	5MR						
156									5S						
144									5S						
168									5S						
155							1R		5S						
154								1R	10S						
28								5S	5S						
149								10M	5MR						
39							1R		10M						
95							30S		10M						
37									10M						
68									10M						
58							5MS		10M						
101								10S	5M						
54								5R	20S						
113								5S	10S						
5								5S	30S						

TABLE 3- 20. ENTRIES SELECTED FOR OVER-ALL AGRONOMIC PERFORMANCE AT LOCATION 20 IN RAINFALL ZONE 3

COUNTRY: CHILE

LATITUDE: 38° 41' S LONGITUDE: 72° 25' W ELEVATION: 200M

STATE:

DATE PLANTED: 01/07/82 DATE HARVESTED: 28/02/83

STATION: CARILLANCA-TEMUCO

MOISTURE: TOTAL FERTILIZER (KG/HA): 100N 150P 0K

COOPERATORS: J. RAMIREZ, J. ACEVEDO, WHEAT STAFF

LOCAL CHECK VARIETY USED IN THIS NURSERY: TOQUIFEN

COMMENTS: MORE RAINFALL THAN NORMAL FOR THE CROP SEASON BUT VERY DRY FROM NOVEMVER 20 TO HARVEST.

ENTRY	YIELD (KG/HA)	% OF LOCAL CHECK	TEST WT OR 1000 KW	PL HT (CM)	LDG (%)	* DAYS TO FLOWER	PUC S	PUC R	PUC G	SEPT T	E G T	STAND EST	WNT HDNS (%)	SEL	MISC
149				80		119								*	
34				80		130									
1				095		134								*	
4				75		135								*	
12				80		137									
33				75		137								*	
14				80		137									
75				85		138								*	
35				85		138								*	
76				95		138								*	
3				75		139								*	
106				85		139								*	
70				90		139								*	
74				105		139									
13				80		139									
89				90		140									
38				95		140									
105				85		140									
18				85		140									
58				85		140									
49				95		140								*	
65				90		140								*	
41				100		140								*	
59				100		140									
71				95		140									
5				80		144									

TABLE 3- 23. ENTRIES SELECTED FOR OVER-ALL AGRONOMIC PERFORMANCE AT LOCATION 23 IN RAINFALL ZONE 3

COUNTRY: CHINA

STATE:

STATION: BEIJING

COOPERATORS: H.L. WANG

LATITUDE: 39°59'N LONGITUDE: 116°17'E ELEVATION: 54M

DATE PLANTED: 24/09/82 DATE HARVESTED: 22/06/83

MOISTURE: 172MM+I TOTAL FERTILIZER (KG/HA): 174N 100P 60K

LOCAL CHECK VARIETY USED IN THIS NURSERY: NONG-DA 139

COMMENTS: WARM CONDITIONS DURING WINTER, VERY DRY IN THE SPRING AND RAINING AT HARVEST TIME. STRIPE AND LEAF RUSTS WERE INOCULATED AND INFECTION WAS MODERATE.

ENTRY	* YIELD (KG/HA)	% OF LOCAL CHECK	TEST WT OR 1000 KW	PL HT (CM)	LDG (%)	* DAYS TO FLOWER	PUC S	PUC R	PUC G	SEPT T	E G T	STAND EST	WNT HONS (%)	SEL MISC
46				86		129	65MS						46	
5	4165	103	30.2	106		128	65MR	10S					99	
1	5081	126	35.9	119		130	80MS	65S					80	
13	4820	119	33.0	96		130	10MR						96	
47				88		130	70R						96	
8	9163	226	29.1	104		131		10MS					100	
73	4820	119	28.6	102		131		5R					100	
4	2499	62	31.1	85		129	1R						99	
136				94		131	5R	25S					94	
64				91		131	20R						98	
25				123		131	70MS	10S					100	
56	3332	82	30.7	91		131							100	
16	2440	60	31.7	104		130		1MR					89	
89	3035	75	33.5	108		131		1R					100	
33	2975	74	32.0	74		131	40R						99	
35	3154	78	33.0	93		132		10MS					99	
76				99		132	60MS						100	
53				84		132	1R						11	
9				95		132	5MR	5MS					87	
71	4784	118	38.6	103		133		1R					100	
55	2047	51	28.5	89		131							100	
54	2761	68	34.2	91		132							90	
52	2678	66	28.1	96		132		1R					70	
34	3118	77	33.0	94		133		10MS					93	
41	3035	75	32.0	99		133		1R					77	

TABLE 3- 25. ENTRIES SELECTED FOR OVER-ALL AGRONOMIC PERFORMANCE AT LOCATION 25 IN RAINFALL ZONE 3

COUNTRY: CHINA

STATE:

STATION: TAIAN-SHANDONG

COOPERATORS: Q.Q. LI, W.I. PAO, W.N. LIU

LATITUDE: 36° 10' N LONGITUDE: 117° 09' E ELEVATION: 129M

DATE PLANTED: 06/10/82 DATE HARVESTED: 11/06/83

MOISTURE: 175MM+I TOTAL FERTILIZER (KG/HA): 198N 31P 15K

LOCAL CHECK VARIETY USED IN THIS NURSERY: JI-NAN 13

COMMENTS: A COLD WAVE OCCURRED EARLY. DRY WINDS WERE EXPERIENCED DURING MATURITY. TEMPERATURES WERE HIGH AND TOTAL RAINFALL WAS LOW. YELLOW RUST AND POWDERY MILDEW INFECTIONS CAME EARLY AND LEAF RUST DEVELOPED LATE. LEAF SPOT IS REPORTED IN THE MISC. COLUMN, SCALE 0-9 WITH 9= HEAVY INFECTION.

ENTRY	* YIELD (KG/HA)	% OF LOCAL CHECK	TEST WT OR 1000 KW	PL HT (CM)	LDG (%)	* DAYS TO FLOWER	* PUC S	* PUC R	PUC G	* SEPT T	* E G T	STAND EST	WNT HDNS (%)	SEL	MISC
56				83		124				4	0	71	100		
74	3566	105	24.4	107		125				3	0	67	91		
63	4064	119	23.8	90		124	5R			6	0	63	96		
64	2539	75	18.7	90		124	5R			5	0	50	100		
53	5387	158	19.9	90		119				6	3	67	100		
55	2879	85	20.8	85		124	5R			6	0	86	100		
25			18.8	100		124	5R			4	7	72	87		
37	3824	112	26.3	82		125				5	3	61	100		
52	5322	156	24.1	80		124	5MR			7	0	84	94		
58	5762	169	28.6	100		128				3	3	75	100		
4	3134	92	27.0	85		124	5R	5S		8	3	72	100		7
54	3502	103	25.1	85		123				5	7	80	98		
34	3585	105	22.1	88		126		10S		5	5	75	99		
79	5924	174	40.3	85		122				7	5	76	100		
13	2797	82	22.4	95		124	5R			7	5	90	99		
57	5314	156	26.2	105		130				3	0	77	100		
35	3323	98	24.4	85		126		5S		4	7	76	100		
59	3772	111	36.5	105		126	10MS	60S		4	3	78	100		
76	6764	199	31.5	105		126	50S	10MS		5	5	68	100		
89	5618	165	35.3	102		126				5	6	75	100		
62	2502	74	18.8	82		126	5MS	5MS		6	4	61	79		
71	5565	164	32.5	100		128				5	3	78	100		
65	1100	32	30.4	95		126	15MS			3	4	62	93		
9	3483	102	24.5	115		123	20MS	10S		7	7	69	100		6
41	5183	152	28.0	94		126		40S		4	7	63	100		
5	3401	100	28.1	83		123	40MS	80S		6	9	78	100		7

TABLE 3- 32. ENTRIES SELECTED FOR OVER-ALL AGRONOMIC PERFORMANCE AT LOCATION 32 IN RAINFALL ZONE 3

COUNTRY: ECUADOR

STATE:

STATION: INIAP-E.E. SANTA CATALINA

COOPERATORS: CEREAL PROGRAM STAFF

LATITUDE: 00° 22' S LONGITUDE: 78° 33' W ELEVATION: 3050M

DATE PLANTED: 20/01/82 DATE HARVESTED:

MOISTURE: 900MM TOTAL FERTILIZER (KG/HA): 100N 180P 31K

LOCAL CHECK VARIETY USED IN THIS NURSERY: SHARAGURO S

COMMENTS: VERY WET YEAR. EXCELLENT STRIPE RUST DEVELOPMENT, HOWEVER A HIGH PERCENTAGE OF ENTRIES WERE RESISTANT. THE MISC. COLUMN CONTAINS OBSERVATIONS FOR GROWTH HABIT UNDER A SPRING WHEAT ENVIRONMENT WHERE S=SPRING TYPE WITH NORMAL HEADING AND W= WINTER TYPE NOT HEADING DUE TO LACK OF VERNALIZATION.

ENTRY	YIELD (KG/HA)	% OF LOCAL CHECK	TEST WT OR 1000 KW	PL HT (CM)	LDG (%)	DAYS TO FLOWER	PUC S	PUC R	PUC G	SEPT T	E G T	STAND EST	WNT HDNS (%)	SEL	MISC
26							1R							S	
39							1R							S	
41							1R							S	
50							1R							S	
51							1R							S	
62							1R							S	
66							1R							S	
72							1R							S	
74							1R							S	
75							1R							S	
101							1R							S	
104							1R							S	
108							1R							S	
113							1R							S	
117							1R							S	
129							1R							S	
130							1R							S	
132							1R							S	
135							1R							S	
138							1R							S	
141							1R							S	
142							1R							S	
165							1R							S	
168							1R							S	
171							1R							S	
172							1R							S	
173							1R							S	

TABLE 3- 38. ENTRIES SELECTED FOR OVER-ALL AGRONOMIC PERFORMANCE AT LOCATION 38 IN RAINFALL ZONE 3

COUNTRY: FRANCE

STATE:

STATION: CNRA-VERSAILLE

COOPERATORS: P. AURIAU

LATITUDE: 48° 46' N LONGITUDE: 02° 04' W ELEVATION: 118 M

DATE PLANTED: 02/11/82 DATE HARVESTED: 08/08/83

MOISTURE: 763MM TOTAL FERTILIZER (KG/HA): 40N 125P 125K

LOCAL CHECK VARIETY USED IN THIS NURSERY: FIDEL

COMMENTS: MILD AND WET FROM OCTOBER PRIOR TO PLANTING TO JULY WITH EXCESS SOIL MOISTURE. GOOD STAND ESTABLISHMENT AND WINTER SURVIVAL. SEVERE EPIDEMIC OF STRIPE RUST (FROM ARTIFICIAL INOCULATION) AND FAIRLY HEAVY ATTACKS OF LEAF RUST AND SEPTORIA. THE MISC. COLUMN CONTAINS OBSERVATIONS ON MATURATION AS FOLLOWS: VG=VERY GOOD, G=GOOD, FG=FAIRLY GOOD, FP=FAIRLY POOR, P=POOR AND VP=VERY POOR.

ENTRY	YIELD (KG/HA)	% OF LOCAL CHECK	TEST WT OR 1000 KW	PL HT (CM)	LOG (%)	* DAYS TO FLOWER	* PUC S	PUC R	PUC G	* SEPT T	E G T	STAND EST	WNT HDNS (%)	SEL	MISC
16				100		144				0					VP
75						146				3				*	VG
34				100		144	5MS			4					FP
52						146	10S			3					FP
53						144				4					P
61						144	1R			6					FG
79				85		150				3					P
39				110		150				3					VG
35				95		144				5					FG
56						144				5					FP
4				80		143	5R			7					FP
63						144	30S			5					FG
59						150	10S			4					FG
133				100		152	1R			3				*	FG
9				100		146	20S			5					G
24				115		148	20S			4				*	G
94				110		150	1R			6					FP
57						152				3					FP
58						152				3					F
109				105		152	10MS			2					G
49				105		150	10S			5					P
73						147	1R			7					FG
43				90		152	10S			2					VG
3				90		144		10S		6					FP
148				100		152	1R			4					FG
5				90		152		40S		6					FP

TABLE 3- 39. ENTRIES SELECTED FOR OVER-ALL AGRONOMIC PERFORMANCE AT LOCATION 39 IN RAINFALL ZONE 3

COUNTRY: GERMANY, WEST

STATE:

STATION: HAMBURG

COOPERATORS: J. LANGE

LATITUDE: 54° 01' N LONGITUDE: 10° 43' E ELEVATION: 20M

DATE PLANTED: 25/09/82 DATE HARVESTED: 03/08/83

MOISTURE: 684MM TOTAL FERTILIZER (KG/HA): 180N 120P 120K

LOCAL CHECK VARIETY USED IN THIS NURSERY: CARIBO

COMMENTS: GOOD PLANTING CONDITIONS, WARMER THAN NORMAL WINTER, UNUSUALLY HIGH SPRING RAINFALL ALMOST DAILY FROM APRIL TO MID-JUNE, DRIER THAN NORMAL THROUGHOUT SUMMER SEASON. HEAVIER THAN NORMAL INFECTION OF ERYSIPHE GRAMINIS, INFECTION OF STRIPE RUST AND MORE LODGING THAN NORMAL.

ENTRY	* YIELD (KG/HA)	% OF LOCAL CHECK	TEST WT OR 1000 KW	PL HT (CM)	LDG (%)	* DAYS TO FLOWER	* PUC S	PUC R	PUC G	SEPT T	* E G T	STAND EST	WNT HDNS (%)	SEL MISC
52				90		147	10MR				1	95	100	
36				90		147	5MR				3	95	98	
145				90		150	10R				1	95	100	
24				110		147	10MR				3	95	100	
25				90		147	10MR				3	95	100	
50				95	20	150	10MR				1	95	100	
144				100		151	10R				1	100	100	
28				90		147	40MR				1	95	100	
162				90		149	5R				3	95	100	
22	5000	127	46	80		150	25MR				1	90	100	*
35				95		146	5MR				5	95	100	
9	3500	89	48	100	20	149	20MR				3	95	98	*
70				95	10	151	10MR				1	90	100	
71				100		151	10MR				1	95	100	
16				100	10	147	25MR					100	100	
2	2300	59	47	100		144	25MS				3	95	100	
3	2200	56	41	75		145	25MS				3	95	98	
136				90		147	25MR				3	95	100	
34				90		146	10MR				5	95	100	
53				85		147	40MS			5	1	95	100	
32				90		150	25MR				1	95	100	
14				95	10	149	20MS				1	95	100	
166				95		152	10MR				1	95	100	
59				120		150	10MR				3	95	100	
74				105	10	150	10MR				3	100	99	
5	3930	100	42	100		159	40MR				5	95	99	

TABLE 3- 46. ENTRIES SELECTED FOR OVER-ALL AGRONOMIC PERFORMANCE AT LOCATION 46 IN RAINFALL ZONE 3

COUNTRY: IRAN

STATE:

STATION: KARAJ CENTRAL RESEARCH STATION

COOPERATORS: N. BANI SADR

LATITUDE: 50° 35' N LONGITUDE: 58° 50' E ELEVATION: 1300M

DATE PLANTED: 03/11/82 DATE HARVESTED: 18/07/83

MOISTURE: 280MM+I TOTAL FERTILIZER (KG/HA): 120N 60P 0K

LOCAL CHECK VARIETY USED IN THIS NURSERY: AZADI

COMMENTS: SEVERE COLD WEATHER, FROST WITHOUT SNOW COVER. THERE WERE 75 DAYS BELOW ZERO. MILD INFECTIONS OF POWDERY MILDEW AND STRIPE RUST AND HEAVIER INFECTION OF STEM RUST.

ENTRY	* YIELD (KG/HA)	% OF LOCAL CHECK	TEST WT OR 1000 KW	PL HT (CM)	LDG (%)	* DAYS TO FLOWER	PUC S	PUC R	* PUC G	SEPT T	E G T	STAND EST	* WNT HDNS (%)	SEL MISC
19	5336	89		90		140			0R				100	
47	4936	82		80		136	40S						100	
18	5003	83		100		140			5MR				100	
21	4836	81		100		139							100	
16	4636	77		85		136							100	
41	5136	86		95		142			0R				100	
39	5036	84		90		140			5S				100	
58	5369	89		90		143			0R				100	
64	4669	78		80		139							100	
54	5136	86		75		139			0R				95	
53	4669	78		80		140							100	
63	4802	80		85		141	20S						100	
142	4602	77		80		142	15S		5MR				100	
1	4856	81		105	50	138			20S				100	
105	4702	78		85		144			0R				100	
14	4969	83		85		142							100	
152	5269	88		85		144			5MS				100	
149	4836	81		85		142	20S						100	
55	5936	99		85		139			30S				100	
132	4736	79		75		142							100	
46	4269	71		75		140							100	
11	4669	78		85		142			10S				100	
129	4869	81		95		144			5S				100	
49	5003	83		95		142			5S				98	
74	4469	74		90		142			10S				100	
5	5970	99		95		140	40S		30S		5		95	

TABLE 3- 54. ENTRIES SELECTED FOR OVER-ALL AGRONOMIC PERFORMANCE AT LOCATION 54 IN RAINFALL ZONE 3

COUNTRY: MEXICO LATITUDE: 27°30' N LONGITUDE: 109°50' W ELEVATION: 40M

STATE: SONORA DATE PLANTED: DATE HARVESTED:

STATION: CIUDAD OBREGON MOISTURE: TOTAL FERTILIZER (KG/HA):

COOPERATORS: S. RAJARAM, CIMMYT BREAD WHEAT STAFF LOCAL CHECK VARIETY USED IN THIS NURSERY: GLENNSON

COMMENTS: MILD WINTER CROP SEASON. HEAVY ATTACK OF LEAF AND STEM RUSTS. SOME HEADING NOTATIONS WERE RECORDED AS E=EARLY, ME=MID-EARLY, M=MEDIUM, L=LATE AND VL=VERY LATE. PLANT DEVELOPMENT AT NORMAL HEADING TIME WAS RECORDED IN THE MISC. COLUMN AS FOLLOWS: V=VERNALIZED(SPRING GROWTH HABIT), SEMI-VERNALIZED(INTERMEDIATE TYPE REQUIRING SOME VERNALIZATION) AND NV=NON-VERNALIZED(GRASS CLUMPS).

ENTRY	YIELD (KG/HA)	% OF LOCAL CHECK	TEST WT OR 1000 KW	PL HT (CM)	LDG (%)	DAYS TO FLOWER	PUC S	* PUC R	* PUC G	SEPT T	E G T	STAND EST	WNT HDNS (%)	SEL	MISC
78								1R	1R						NV
10						VL		1R	1R						V
119								1R	1R						NV
39						ME		1R	1R						V
95								1R	1R						NV
28								1R	1R						V
87								1R	1R						NV
56								1R	1R						NV
105								1R	1R						NV
11								1R	1R						NV
96								1R	1R						NV
49								1R	1R						NV
31						VL		1R	1R						V
64								1R	1R						SV
34								1R	1R						SV
41						ME		1R	1R						V
33								1R	1R						SV
57								1R	1R						NV
37						ME		1R	1R						V
69								1R	1R						NV
35								1R	1R						SV
58								1R	1R						SV
66								1R	1R						SV
67								1R	1R						NV
145								5R	1R						SV
5						E		10MR	1R						V

TABLE 3- 55. ENTRIES SELECTED FOR OVER-ALL AGRONOMIC PERFORMANCE AT LOCATION 55 IN RAINFALL ZONE 3

COUNTRY: MEXICO

STATE:

STATION: TOLUCA

COOPERATORS: CIMMYT BREAD WHEAT

LATITUDE: 19° 16' N LONGITUDE: 99° 51' W ELEVATION: 2640M

DATE PLANTED: 07/11/82 DATE HARVESTED: 10/07/83

MOISTURE: TOTAL FERTILIZER (KG/HA): 100N 80P EK

LOCAL CHECK VARIETY USED IN THIS NURSERY: NR 72-837

COMMENTS: GOOD DEVELOPMENT OF LEAF AND STEM RUST.

ENTRY	YIELD (KG/HA)	% OF LOCAL CHECK	TEST WT OR 1000 KW	PL HT (CM)	LDG (%)	* DAYS TO FLOWER	PUC S	* PUC R	* PUC G	SEPT T	E G T	STAND EST	WNT HDNS (%)	SEL	MISC
55						170			1R						
109						170		1R	1R						
24						170		1R	1R						
41						170		1R							
31				85		170		1R							
47						170		1R							
25						170		1R	5R						
54				95		170		1R	5R						
42						175			1R						
53						170		1R	5S						
150				85		175		1R	1R						
21						175		1R	1R						
172						175		1R	1R						
65						175		1R							
133						175		1R							
39						175		1R							
170						175		1R							
108						175		1R							
149						178		1R	1R						
132						170		1MR	5S						
32						170		5M	5R						
136						180		1R							
69						180		1R							
73				85		175		1R	10S						
45						180		1R	5R						

TABLE 3- 62. ENTRIES SELECTED FOR OVER-ALL AGRONOMIC PERFORMANCE AT LOCATION 62 IN RAINFALL ZONE 3

COUNTRY: PERU

STATE:

STATION: JUNIN-EL MANTARO

COOPERATORS: J. CALDERON, J. MANDUJANO

LATITUDE: 12°04'S LONGITUDE: 75°12'W ELEVATION: 3325M

DATE PLANTED: 27/04/82 DATE HARVESTED: 15/02/83

MOISTURE: 25MM+I TOTAL FERTILIZER (KG/HA): 50N 50P 20K

LOCAL CHECK VARIETY USED IN THIS NURSERY: UNC-2, UNC-3

COMMENTS: NATURAL INFECTIONS OF STRIPE AND STEM RUST AND SEPTORIA. THE MISC. COLUMN CONTAINS 1000 GRAIN WEIGHT.

ENTRY	YIELD (KG/HA)	% OF LOCAL CHECK	TEST WT OR 1000 KW	PL HT (CM)	LDG (%)	* DAYS TO FLOWER	PUC S	PUC R	PUC G	* SEPT T	E G T	STAND EST	WNT HDNS (%)	SEL	MISC
5			70	85		126									31
59			73	90		129				1					51
25			74	75		130				1					46
45			72	70		130			10S	1					43
9			72	65		130	5R		50S	1					33
65			72	80		130				1					40
46			75	60		130	1			1					35
36			71	65		131	1			1					42
76			72	100		132				1					46
63			72	80		132	1			1					45
32			74	65		132				1					39
48			75	65		132			1	1					50
61			59	70		132			1	1					35
44			84	70		132			1	1					52
53			72	65		132			1	1					39
75			74	70		134				1					35
135			73	65		138				1				*	51
55			74	85		139			5S	1					49
129			71	70		140	1			1					44
39			74	55		141				1					49
41			70	65		141				1					41
109			73	95		139	1								40
157			72	70		142			1	1					40
119			71	75		141	5R							*	39
24			70	80		145	1		5S	1					43

TABLE 3- 66. ENTRIES SELECTED FOR OVER-ALL AGRONOMIC PERFORMANCE AT LOCATION 66 IN RAINFALL ZONE 3

COUNTRY: PORTUGAL

STATE:

STATION: ELVAS

COOPERATORS: CEREAL DEPARTMENT

LATITUDE: 38° 53' N LONGITUDE: 07° 03' W ELEVATION: 208M

DATE PLANTED: 29/10/82 DATE HARVESTED: 26/07/83

MOISTURE: 168MM+I TOTAL FERTILIZER (KG/HA): 140N 63P 50K

LOCAL CHECK VARIETY USED IN THIS NURSERY: MARA

COMMENTS: WINTER WAS ABNORMALLY DRY. RAINFALL OCCURRED ONLY AFTER 15 APRIL. SNOWFALL OCCURRED ON FEBRUARY 11 AND 12. THERE WERE 14 DAYS BELOW ZERO CENTIGRADE. IRRIGATION WAS APPLIED FIVE TIMES.

ENTRY	YIELD (KG/HA)	% OF LOCAL CHECK	TEST WT OR 1000 KW	PL HT (CM)	* LDG (%)	* DAYS TO FLOWER	PUC S	PUC R	PUC G	SEPT T	E G T	STAND EST	WNT HDNS (%)	SEL	MISC
53					40	97						70			
65					40	97						65			
74					50	97						65			
52					20	98						70			
76					30	98						70			
34	3642	88	80.9	90	10	99						65		*	
56					20	99						70			
46					20	99						65			
47					20	99						65			
3					40	99						70			
35					40	99						60			
61					40	99						70			
75	5376	130	79.3	92	50	99						70		*	
12					10	100						75			
62					15	100						70			
9					20	100						70			
4					25	100						70			
54					25	100						65			
55					15	101						70			
79					25	101						75			
44					25	101						70			
64					30	101						70			
41					30	101						70			
39					35	101						65			
1					40	101						70			
5					40	102						70			

TABLE 3- 67. ENTRIES SELECTED FOR OVER-ALL AGRONOMIC PERFORMANCE AT LOCATION 67 IN RAINFALL ZONE 3

COUNTRY: ROMANIA

STATE:

STATION: I.C.C.P.T. FUNDULEA

COOPERATORS: WHEAT BREEDING LAB

LATITUDE: 44° 03' N LONGITUDE: 24° 10' E ELEVATION: 66M

DATE PLANTED: 15/10/82 DATE HARVESTED: 02/07/83

MOISTURE: 294MM TOTAL FERTILIZER (KG/HA): 120N 80P 0K

LOCAL CHECK VARIETY USED IN THIS NURSERY: FUNDULEA 29

COMMENTS: ADEQUATE MOISTURE WAS AVAILABLE IN THE FALL, BUT IT WAS VERY HOT AND DRY DURING THE SPRING AND SUMMER. THERE WAS POOR DISEASE DEVELOPMENT. FROST DAMAGE IS REPORTED IN THE MISC. COLUMN WITH A SCALE OF 1-9: 1=LEAST DAMAGE, 9=MOST DAMAGE.

ENTRY	* YIELD (KG/HA)	% OF LOCAL CHECK	TEST WT OR 1000 KW	PL HT (CM)	LDG (%)	* DAYS TO FLOWER	PUC S	PUC R	PUC G	SEPT T	E G T	STAND EST	WNT HDNS (%)	SEL	MISC
4	8290	120		80		130									5
13				92		130									6
61				81		130									6
16				95		130									5
56	6874	99		88		130									5
46	6561	95		85		130									5
33	7811	113		75		131									7
54	7353	106		80		131									5
64				83		131									5
52				84		131									6
55				84		131									5
53				85		131									5
47	6249	90		76		131									6
79				80		132									7
9				90		132									5
65				85		132									7
25				90		132									7
62				77		132									6
18				100		132									6
63				85		132									6
76	8332	120		86		133									5
15	6874	99		82		133									6
1	6811	98		95		133									6
24	6249	90		90		133									6
34	6145	89		80		133									5
5	6978	101		80		135									4

TABLE 3- 71. ENTRIES SELECTED FOR OVER-ALL AGRONOMIC PERFORMANCE AT LOCATION 71 IN RAINFALL ZONE 3

COUNTRY: SWITZERLAND

STATE:

STATION: ZURICH

COOPERATORS: F. WEILENMANN, FRIED, H. WINZELER

LATITUDE: 47°29'N LONGITUDE: 08°32'E ELEVATION: 445M

DATE PLANTED: 29/10/82 DATE HARVESTED: 10/09/83

MOISTURE: 761MM TOTAL FERTILIZER (KG/HA): 120N 90P 186K

LOCAL CHECK VARIETY USED IN THIS NURSERY: ZENITH

COMMENTS: EXTREMELY WET FALL, LONG MILD WINTER, WET SPRING, VERY DRY SUMMER. DAYS BELOW ZERO CENTIGRADE WERE 36. LEAF RUST READINGS WERE 10=RESISTANT AND 90=VERY SUSCEPTIBLE. GRAIN NOTATIONS WERE RECORDED AS 1=PLUMP KERNEL AND 9= SHRIVELED. ZELENY EVALUATION FOR QUALITY IS ALSO INCLUDED IN MISC. COLUMN.

ENTRY	* YIELD (KG/HA)	% OF LOCAL CHECK	TEST WT OR 1000 KW	PL HT (CM)	* LDG (%)	* DAYS TO FLOWER	* PUC S	PUC R	PUC G	* SEPT T	* E G T	STAND EST	WNT HDNS (%)	SEL	MISC
52	5125	109	33.9	80	0	152	1R			5	1		90	4	40
34	4500	96	34.5	80	0	150	1MR	30		5	3		90	4	46
162	4625	99	33.2	80	0	154	1MS	20		2	3		100	4	66
41	7000	149	35.7	100	50	156		10		1	5		90	3	38
39	6750	144	35.7	100	25	156		10		1	5		100	4	36
59	4688	100	40.3	95	70	154	10MR	30		2	3		80	3	38
37	5875	125	33.6	90	15	155		30		3	5		100	4	30
149	4438	95	31.1	90	15	155	1MR	30		5	0		90	6	57
35	3875	83	34.1	85	0	151	1MR			7	3		80	4	52
19	4688	100	31.9	95	20	152	5MR	20		5	5		90	5	40
16	3750	80	35.6	90	10	150	1S	20		5	3		80	5	55
112	5438	116	38.3	100	10	157		20		2	5		95	4	35
68	5125	109	34.6	100	20	156		50		3	5		100	5	50
69	4063	87	38.0	90	40	157	1R	20		2	3		90	5	38
71	3813	81	37.3	80	50	154	1MR	20		4	3		100	4	60
53	3500	75	33.2	90	10	151	1R			5	5		90	6	43
9	4563	97	31.3	90	5	152	10MS	10		3	7		100	5	47
135	5750	123	38.5	95	50	158	1MS	10		2	3		100	4	47
8	4375	93	37.2	90	15	154	2R			9	3		100	4	26
3	4688	100	33.5	85	60	153	1R	30		9	7		100	5	40
29	4375	93	25.1	80	5	156	1MR	30		7	1		100	7	50
108	4875	104	33.1	95	75	158	1R	20		3	3		90	4	51
123	5938	127	40.5	90	25	162	1R	20		2	0		100	4	41
127	5938	127	40.6	95	30	162	1R	50		2	0		100	3	27
56	3750	80	33.1	85	15	148	1R			7	7		100	5	43
5	4688	100	28.7	100	20	164	10MR	70		3	3		100	5	64

TABLE 3- 72. ENTRIES SELECTED FOR OVER-ALL AGRONOMIC PERFORMANCE AT LOCATION 72 IN RAINFALL ZONE 3

COUNTRY: SYRIA

STATE:

STATION: ICARDA-EL HADYA

COOPERATORS: M. TAHIR, G. ORTIZ AND STAFF

LATITUDE: 36° 05' N LONGITUDE: 36° 55' E ELEVATION: 282M

DATE PLANTED: 16/11/82 DATE HARVESTED: 29/06/83

MOISTURE: 322MM+I TOTAL FERTILIZER (KG/HA): 100N 60P 0K

LOCAL CHECK VARIETY USED IN THIS NURSERY: MEXIPAK

COMMENTS: THERE WERE 47 DAYS HAVING SUBZERO CENTIGRADE TEMPERATURES. POOR STRIPE RUST DEVELOPMENT. THE MISC. COLUMN CONTAINS GROWTH HABIT OBSERVATIONS READ AT TILLERING STAGE AS FOLLOWS:P=PROSTRATE, SP=SEMI-PROSTRATE AND E=ERECT.

ENTRY	* YIELD (KG/HA)	% OF LOCAL CHECK	TEST WT OR 1000 KW	PL HT (CM)	LDG (%)	* DAYS TO FLOWER	* PUC S	PUC R	PUC G	SEPT T	E G T	STAND EST	* WNT HDNS (%)	SEL	MISC
39	5003	130		110		120							90	*	E
70	5003	130		100		121	0R						90	*	E
36	5336	139		110		124							90	*	E
89				100		119	0R						80		E
38	5336	139		120		121							80	*	E
59	5336	139		105		122	0R						80	*	E
64	4669	122		90		120	0R						80		E
119	5003	130		75		125	0R						90		SP
67	4002	104		100		123	0R						90		SP
87	4669	122		105		125	0R						90		E
58				100		123	0R						80		E
65	5336	139		100		119	0R						70	*	E
136	5670	148		95		120	0R						70	*	E
69	5003	130		105		124	10R						90		SP
63	5336	139		95		120	0R						70	*	E
117	4669	122		100		124	0R						80	*	E
52	5003	130		90		115	20R						80	*	E
35	3335	87		90		120	0R						80		E
78	4002	104		90		122	0R						80		SP
55	6003	157		95		113	10R						70	*	SP
68	4669	122		110		122	10MR						90		SP
54	4669	122		95		114	10MR						80	*	SP
2	4556	119		100		124	10R						90		SP
71	5003	130		100		120	20R						80	*	E
153	4669	122		95		125	0R						80		SP
5	3835	100		85		122	30MR						60		E

TABLE 3 - 73. ENTRIES SELECTED FOR OVER-ALL AGRONOMIC PERFORMANCE AT LOCATION 73 IN RAINFALL ZONE 3.

COUNTRY: THAILAND

LATITUDE: 14°40'N LONGITUDE: 102°00'E ELEVATION: 300M

STATE:

DATE PLANTED: 16/10/82 DATE HARVESTED: 04/02/83

STATION: SUWAN FARM - BANGKOK

MOISTURE: 200MM (IRR) TOTAL FERTILIZER: 48N 60P

COOPERATORS: N. RATANADILOK

LOCAL CHECK VARIETY USED FOR THIS NURSERY:

COMMENTS: LOW RAINFALL AND DROUGHT STRESS AT THE END OF THE CROP SEASON. THE MISC. COLUMN CONTAINS GROWTH HABIT AS S = SPRING, I = INTERMEDIATE, AND W = WINTER AND PHYSIOLOGICAL MATURITY AS DAYS FROM JANUARY 1.

ENTRY	YIELD (KG/HA)	% OF LOCAL CHECK	1000 KN WT (G)	PL HT (CM)	LDG %	DAYS TO FLOWER	PUC S	PUC R	PUC G	SEPT T	E G T	STAND EST	WNT HDNS %	SEL	MISC
12				68											W 105
27				66		55									S 105
28				60		59									S 105
29				55		57									S 105
36				66		58									I 105
37				61											I 105
39				78											W 109
44				60											I 102
45				56											I 102
46				51		54									S 103
49				66											W 103
50				50		60									I 100
52				58		56									S 105
53				54		56									S 102
54				65											W 103
59				65											W 105
60				60		55									S 98
62				55											W 100
74				65											S 99
75				56											S 99
76															W 99
3				64		57									S 105

TABLE 3- 81. ENTRIES SELECTED FOR OVER-ALL AGRONOMIC PERFORMANCE AT LOCATION 81 IN RAINFALL ZONE 3

COUNTRY: TURKEY

STATE:

STATION: IZMIR

COOPERATORS: M. KANBERTAY, P. SOLEN

LATITUDE: 38° 35' N LONGITUDE: 27° 05' E ELEVATION: 20M

DATE PLANTED: 15/11/82 DATE HARVESTED: 13/06/83

MOISTURE: TOTAL FERTILIZER (KG/HA): 120N 60P 0K

LOCAL CHECK VARIETY USED IN THIS NURSERY: CUMHURIYET 75

COMMENTS: THE WINTER WAS UNUSUALLY COLD FOR 2 WEEKS. THERE WAS NO SIGNIFICANT RAINFALL FROM APRIL TO HARVEST. STRIPE RUST DEVELOPMENT WAS SLIGHT, LEAF RUST MODERATE, AND THERE WAS HEAVY STEM RUST. LATE ENTRIES ARE IDENTIFIED IN THE MISC. COLUMN WITH AN (L).

ENTRY	YIELD (KG/HA)	% OF LOCAL CHECK	TEST WT OR 1000 KW	PLANT (CM)	LOG (%)	DAYS TO FLOWER	PUCS	PUCR	PUCG *	SEPT T	EGT	STAND EST	WNT HDNS (%)	SEL	MISC
109									0X						
63							20S		5MR						
5									10MR						
39									10MS						
8								30MS	20MS						
58									20MS		7				
144								20S	20S		7				
14								60S	20S		7				
165								20S	20S						
45								30S	30MS						
74								20MS	30MS						
37									30MS						
141									30MS						
68									30MS		7				
78									30MS		7				
21									30MS						
79									30MS						
41									30MS						
69								30MS	30MS		7				
93								99S	30S					L	
145							20S		40S						
96									40S						
59									60S					*	
76									60S						
64							20S		60S						

TABLE 3- 85. ENTRIES SELECTED FOR OVER-ALL AGRONOMIC PERFORMANCE AT LOCATION 85 IN RAINFALL ZONE 3

COUNTRY: USA

STATE: KANSAS

STATION: KANSAS-FORT HAYS

COOPERATORS: J. MARTIN

LATITUDE: 38° 52' N LONGITUDE: 99° 22' W ELEVATION: 609M

DATE PLANTED: 28/09/82 DATE HARVESTED: 03/07/83

MOISTURE: 700MM TOTAL FERTILIZER (KG/HA): 45N 0P 0K

LOCAL CHECK VARIETY USED IN THIS NURSERY: TAM 105

COMMENTS: POOR STANDS RESULTED FROM UNEQUAL SEED DISTRIBUTION CAUSED BY HIGH WINDS DURING PLANTING. GOOD PLANT DEVELOPMENT IN FALL AND VERY MILD WINTER. SPRING GROWING CONDITIONS WERE VERY DRY, BUT COOL.

ENTRY	* YIELD (KG/HA)	% OF LOCAL CHECK	TEST WT OR 1000 KW	PL HT (CM)	LDG (%)	* DAYS TO FLOWER	PUC S	PUC R	PUC G	SEPT T	E G T	STAND EST	* WNT HONS (%)	SEL MISC
33	3841	100	77	78		141						85	100	
47	3841	100	79	77		142						90	100	
54	3746	98	79	91		142						100	100	
55	3374	88	79	93		142						100	100	
63	3563	93	80	92		143						95	100	
66	3530	92	74	87		143						95	100	
56	3308	86	77	100		142						100	100	
52	3497	91	78	90		143						80	100	
73	4240	111	78	93		144						90	100	
5	3868	101	79	96		144						95	100	
136	3175	83	77	105		143						80	100	
76	3574	93	77	104		144						80	100	
61	3352	88	74	90		144						85	100	
32	3186	83	78	94		144						85	100	
67	3130	82	77	96		144						95	100	
70	3080	80	81	98		144						75	100	
49	3530	92	78	101		146						85	100	
1	3008	79	78	116		144						95	100	
13	2775	72	80	99		143						90	100	
12	2991	78	75	91		144						80	100	
89	2986	78	80	105		144						80	100	
149	2980	78	73	97		144						90	100	
24	2975	78	76	93		144						75	100	
165	2942	77	76	91		144						85	100	
142	3546	93	74	89		147						90	100	

TABLE 3- 86. ENTRIES SELECTED FOR OVER-ALL AGRONOMIC PERFORMANCE AT LOCATION 86 IN RAINFALL ZONE 3

COUNTRY: USA

STATE: KANSAS

STATION: KANSAS-MANHATTAN

COOPERATORS: R. SEARS, G. PAULSEN

LATITUDE: 39° 20' N LONGITUDE: 96° 44' W ELEVATION: 335M

DATE PLANTED: 01/10/82 DATE HARVESTED: 15/07/83

MOISTURE: TOTAL FERTILIZER (KG/HA): 105N 36P 50OK

LOCAL CHECK VARIETY USED IN THIS NURSERY: NEWTON

COMMENTS: GOOD FALL STAND ESTABLISHMENT, MILD WINTER. GOOD LEAF RUST AND MILD SEPTORIA INFECTIONS. THE MISC. COLUMN CONTAINS SPRING VIGOR OBSERVATIONS BASED ON A SCALE OF 1-9. 1=BEST AND 9=WORST.

ENTRY	YIELD (KG/HA)	% OF LOCAL CHECK	TEST WT OR 1000 KW	PL HT (CM)	LDG (%)	* DAYS TO FLOWER	PUC S	* PUC R	PUC G	SEPT T	E G T	STAND EST	* WNT HDNS (%)	SEL	MISC
64				85		143		1MS					100	*	4
97				93				1S					100		6
55				89		142		1MR					90		3
149				93				10MR					100		4
58				95		145		10MR					100	*	3
70				97		143		1R					80		3
63				85		144		1MR					90		4
67				90		147		1S					100		4
56				90		143		1MR					75		4
89				97		144		1MR					80		3
68				96		146		10MS					100		5
105				93		147		10MR					100		3
98				90		140		30S					100		3
30				85		130		1MR					50		4
71				97		143		1S					75	*	4
135				95		149		1MS					100		3
96				95		148		1MS					95		3
151				90				20MS					100		4
8				100		144		20MS					95	*	3
4				85		139		30S					95		3
165				93		145		20S					95		3
87				92		149		10MS					100		4
148				103		149		10MS					100		4
54				90		143		20MR					65		4
73				90		143		20S					85		4
5				95		143		80S					95		3

TABLE 3- 87. ENTRIES SELECTED FOR OVER-ALL AGRONOMIC PERFORMANCE AT LOCATION 87 IN RAINFALL ZONE 3

COUNTRY: USA

STATE: KENTUCKY

STATION: KENTUCKY

COOPERATORS: D.A. VAN SANFORD

LATITUDE: 38° 05' N LONGITUDE: 84° 30' W ELEVATION: 1000M

DATE PLANTED: 21/10/82 DATE HARVESTED:

MOISTURE: 860MM TOTAL FERTILIZER (KG/HA): 80N 0P 0K

LOCAL CHECK VARIETY USED IN THIS NURSERY: DOUBLECROP

COMMENTS: A VERY MILD WINTER FOLLOWED BY A COOL WET SPRING CAUSED HEAVY DISEASE PRESSURE. MILDEW AND SEPTORIA INFESTATIONS BEGAN IN LATE APRIL AND TAPERED OFF IN JUNE. LEAF RUST DID NOT EXPRESS ITSELF UNTIL JUNE. READINGS FOR SEPTORIA NODORUM AFE LISTED IN THE MISC. COLUMN, USING A SCALE OF 0-5.

ENTRY	YIELD (KG/HA)	% OF LOCAL CHECK	TEST WT OR 1000 KW	PL HT (CM)	LDG (%)	* DAYS TO FLOWER	PUC S	PUC R	PUC G	* SEPT T	* E G T	STAND EST	WNT HDNS (%)	SEL	MISC
170								1		2	2				2
147								1		3	3				1
149								1		3	3				2
148								1		3	3				2
162										3	3				2
51								1		4	2				4
125								1		4	2				1
161								1		3	4				3
142								1		4	3				2
164								1		4	4				2
138								1		4	4				1
16						137		1		4	6				3
150										4	5				2
33						143				4	4				4
52						142		1		5	4				2
167								1		3	6				2
171								1		5	4				2
29						145		1		3	4				2
132								5		4	6				1
64						141				6	5				2
169								1		5	5				2
94								1		5	5				1
127								1		5	5				1
137								1		5	5				1
119						145		1		4	5				2
5						136		40		8	9				2

TABLE 3- 93. ENTRIES SELECTED FOR OVER-ALL AGRONOMIC PERFORMANCE AT LOCATION 93 IN RAINFALL ZONE 3

COUNTRY: USA

STATE: OKLAHOMA

STATION: OKLAHOMA

COOPERATORS: E. SMITH

LATITUDE: 36° 06' N LONGITUDE: 97° 04' W ELEVATION: 270M

DATE PLANTED: 05/11/82 DATE HARVESTED: 23/06/83

MOISTURE: 550MM TOTAL FERTILIZER (KG/HA): 35N 0P 0K

LOCAL CHECK VARIETY USED IN THIS NURSERY: PAYNE

COMMENTS: THE NURSERY WAS PLANTED LATER THAN NORMAL BECAUSE OF WEATHER PROBLEMS. PLANTS DID NOT REACH FULL PRODUCTION POTENTIAL. LIGHT INFECTIONS ONLY OF POWDERY MILDEW, LEAF RUST AND SEPTORIA TRITICI. SEED SCORE IS RECORDED AS 1=PLUMP AND 5=SHRIVELED IN THE MISC. COLUMN.

ENTRY	* YIELD (KG/HA)	% OF LOCAL CHECK	TEST WT OR 1000 KW	PL HT (CM)	LDG (%)	* DAYS TO FLOWER	PUC S	PUC R	PUC G	SEPT T	E G T	STAND EST	WNT HONS (%)	SEL	MISC
41	3089	138				132								*	3
52	2133	95				129								*	3
44	2244	100				132								*	3
89	2133	95				132								*	2
45	1800	80				129									3
13	2022	90				132									2
9	2322	103				133								*	2
8	1966	88				132									2
63	2255	100				133								*	2
5	2244	100				133									2
1	2189	98				133									2
25	2166	97				133								*	1
64	1989	89				133									2
65	1955	87				133									3
61	1900	85				133									3
42	1855	83				133									4
3	1644	73				132									3
59	2622	117				136								*	2
70	2555	114				136									2
16	1467	65				131									3
49	1722	77				133									3
58	2944	131				138								*	1
53	1355	60				129									4
50	1700	76				133									3
46	1333	59				129									4

TABLE 3- 95. ENTRIES SELECTED FOR OVER-ALL AGRONOMIC PERFORMANCE AT LOCATION 95 IN RAINFALL ZONE 3

COUNTRY: USA

STATE: OREGON

STATION: CORVALLIS

COOPERATORS: W. MCCUISTON, W. KRONSTAD

LATITUDE: 45° 30' N LONGITUDE: 123° 30' W ELEVATION: 68M

DATE PLANTED: 19/10/82 DATE HARVESTED: 11/08/83

MOISTURE: 1480MM TOTAL FERTILIZER (KG/HA): 180N 37P 0K

LOCAL CHECK VARIETY USED IN THIS NURSERY: STEPHENS

COMMENTS: DAYS TO MATURITY FROM JAN. 1 IS RECORDED IN THE MISC. COLUMN.

ENTRY	* YIELD (KG/HA)	% OF LOCAL CHECK	TEST WT OR 1000 KW	PL HT (CM)	LDG (%)	* DAYS TO FLOWER	* PUC S	PUC R	PUC G	* SEPT T	E G T	STAND EST	WNT HDNS (%)	SEL	MISC
14	7320	123	59.4			129	1R			4					176
74	6540	110	59.7			126	10MR	0R		4					174
16	5700	96				118	10MR	50S		4					174
36	7080	119	59.1			134	10MR	10MR		6					182
121	7140	120	58.4			139	10MR	5MR		5					183
130	7320	123	60.1			134	20MR	0R		5					181
76	6240	105	58.7			122	20MR			6					173
159	7260	122	58.9			139	10MR	5MR		6					187
117	7500	126	60.3			138	20MR	1MR		5					189
72	6840	115	61.0			140	10MR	5MR		5					185
118	7980	134	56.2			140	10MR	0R		6					188
104	6960	117	60.1			141	10MR	0R		3					185
50	6060	102	57.6			134	10R	0R		6					183
48	5760	97				136	1R	1MR		5					183
54	6000	101	59.7			118	10MR			8					171
149	7140	120	60.5			139	20MR	0R		5					182
38	6660	112	60.4			128	50MS			5					177
57	6300	106	61.1			135	10MR	0R		6					181
59	6480	109	61.0			127	30MR			6					176
45	5760	97				118	10MR	10S		8					171
169	6780	114	61.0			141	10MR	30S		5					186
52	7980	134	59.4			120				8					173
51	6360	107	59.0			133	10MR	1MR		7					184
58	6720	113	59.1			129	10MR	0R		8					178
13	5820	98				120	20MR			7					171
5	5940	100	58.8			142	20MR	0R		7					192

TABLE 4. ENTRIES SELECTED FOR THEIR YIELD RESPONSE OVER ALL LOCATIONS REPORTING

ENTRY	PEDIGREE	YIELD (KG/HA)	DAYS TO FLOWER	WINTER HARDINESS (%)	PUC S	PUC R	PUC G	SEPT T	SEPT
52	KRF/COL	94- 9324/25	70-312/49	0-100/14	1R -25S / 7	0R -20S /10	1R -99S /14	1-8/13	0-5/13
146	ND//LEE/FN/3/N/4/CNOR	97- 8253/23	109-328/48	0-100/15	0R -40MS/ 9	0R -50MS/11	5R -99 /13	1-7/12	1-9/13
58	TAST/ANZA	67- 7437/25	93-334/49	0-100/15	0R -40MR/ 5	0R -60MS/11	0R -20MS/10	1-8/11	1-9/13
112	YMH/MCS	74- 7660/24	98-324/48	0-100/15	1R -99S / 7	0R -80S /14	1R -80S / 7	1-8/11	2-9/13
163	LOM/SAPSUCKER S	94- 8895/22	104-330/48	10-100/15	0R -40MS/ 6	0R -80S /12	1R -99S /13	1-9/13	3-9/12
133	LFN*2//DJ*2/VG8316/3/BLUEJAY S	99- 9030/23	104-325/47	0-100/14	0R -40S / 7	1R -99S /14	1R -99S /10	1-9/13	0-9/12
76	BOLILLO S/HEIMA	77-10338/25	88-319/49	0-100/15	30R -99S /10	1R -99S /12	1S -80S /11	1-8/14	1-9/13
132	CBO//KAL/BB	100- 9353/23	99-325/48	0-100/15	0R -60S /10	1R -50S /13	1MR-99S /13	1-9/13	3-9/13
63	SOY/TI-RESEL	77- 5860/26	78-313/50	0-100/15	0R -80S / 9	0R -30 / 9	1R -80S /10	1-9/14	0-8/14
31	ND/P101//KAL/BB	85- 9200/23	99-328/48	0-100/15	5R -99S / 8	0R -60S /10	1R -99 /10	1-8/12	0-9/13
105	COFN/PCH//P101/VOGAF	98- 8788/23	108-343/48	5-100/15	1R -30S / 7	0R -95 /12	0R -99S /14	3-8/13	3-8/12
36	PCHU/3/2*KT54AE/KT548//NAR/4/LFN/5/JUP	80- 7450/24	79-324/46	0-100/15	5MR-80S / 6	1R -99 /13	5MR-95 /13	1-8/13	0-8/13
59	RDL/DRC//MON	62- 7336/24	80-317/49	0-100/15	0R -99S / 8	0R -60S /13	1R -99S / 9	1-8/12	1-8/13
61	7C/6720//MGP	94- 8160/23	70-313/48	0-100/15	1R -80S /10	0R -99 /13	1MR-70S /11	1-8/14	2-9/12
152	MILDRESS/CZECH X	96- 9629/21	111-324/46	0-100/15	0R -99S / 9	0R -99 /12	1R -99S /14	1-7/12	2-8/12
145	TAST/TORIM	95- 8040/24	109-328/48	0-100/15	0R -99S / 9	0R -80S /12	1R -70S /11	1-8/12	0-7/13
84	HYS/RPB14-68,F1//SPN	93- 8710/22	105-341/48	0-100/15	5R -10X / 9	0R -95 /13	20S -99S /14	4-9/11	1-8/12
107	ND/VG9144//CNOR	79- 9000/21	104-340/48	0-100/15	5R -70MS/ 8	1R -99 /12	10MR-99S /13	1-8/11	3-9/11
70	BEZ2B/CGN	36- 8540/24	90-318/49	0-100/15	0R -20MR/ 7	0R -95 / 8	1S -99S /14	1-8/13	1-7/13
161	TJB788-1039/4/CD/3/VG8056//CD/SK,F1/5/HQN/SN//II50-18/V	111- 8937/22	107-327/48	0-100/15	0R -60S / 8	0R -99 /12	0X -99S /11	1-8/12	1-9/12
110	ND/P101//BB/GLL	10- 8063/23	104-340/49	0-100/15	1R -50S / 9	0R -50S /12	0X -99S /15	1-9/11	0-9/13
147	ND/VG9144//TORIM	88- 8987/23	109-330/47	0-100/15	0R -30MS/ 8	0R -70S /11	5R -10X /12	1-7/11	1-9/13
106	1879/3/MY54/CD//PCHU/4/TORIM	97- 9088/25	103-330/49	0-100/15	0R -40S / 9	1R -99 /13	10S -99S /14	1-8/12	0-8/14
127	TJB 368-268/YMH	86- 8895/25	112-348/48	0-100/15	0R -10MR/ 4	1R -99 /12	0R -99S /14	1-8/12	0-5/13
49	BB/KAL//TJB791-12765	78- 5922/24	98-330/47	0-100/14	1R -40MS/ 9	0R -70S /11	1R -80S /10	1-9/12	1-9/13

TABLE 5. ENTRIES SELECTED FOR EARLINESS OVER ALL LOCATIONS REPORTING

ENTRY	PEDIGREE	YIELD (KG/HA)	DAYS TO FLOWER	WINTER HARDINESS (%)	PUC S	PUC R	PUC G	SEPT T	EGT
4	ROUSSALKA	72- 8290/31	87-319/51	0-100/15	1R -99S / 9	0R -80 /10	5MR-99S /15	1-9/12	0-9/14
53	RSK/AZ	46- 6625/24	71-313/48	0-100/14	1R -50S / 5	0R -70 / 6	5MR-10X /10	1-8/13	0-9/14
55	RSK//CNO S/GLL	80- 7300/25	86-313/49	0-100/15	1R -25S / 5	0R -60MS/ 7	1R -99S /11	1-9/13	0-8/12
46	CO/72-4093/TOB	77- 6561/23	69-312/48	0-100/14	1R -70S / 9	0R -70S /10	1R -99S / 9	1-9/13	1-9/12
54	RSK//CNO S/GLL	100- 7353/26	71-311/49	0-100/14	1R -65S / 5	0R -60 / 9	0R -99S / 9	2-9/14	1-9/13
47	CO72-4085/POLLO	80- 6249/24	87-319/49	0-100/14	5MS-99S / 4	0R -60 / 8	1R -99S /11	1-9/13	1-9/11
56	RSK//CNO S/GLL	81- 6874/25	86-319/49	0-100/15	1R -25MR/ 5	0R -60 / 8	0R -10X /13	1-8/14	0-9/13
25	TH*6/KF//LEE*6/KF/3/CAL/4/ALONDRA S	94- 6786/23	70-312/49	0-100/15	1R -30S / 8	0R -20MS/10	1R -99S /11	1-9/12	0-8/13
52	KRF/CDL	94- 9324/25	70-312/49	0-100/14	1R -25S / 7	0R -20S /10	1R -99S /14	1-8/13	0-5/13
33	MZL/TI	58- 7811/28	88-319/50	0-100/15	1MR-40S / 8	0R -80 /10	1R -99S /12	3-9/14	0-9/13
13	MZL/TI	20- 5789/24	81-319/49	0-100/15	5R -99S /10	0R -99 /12	5MR-99S /10	1-9/11	1-9/13
16	PJ/HN4//GLL	19- 5560/25	83-330/50	0-100/15	1S -25MR/ 4	1R -60S /11	1S -99S /13	0-9/13	0-7/13
35	PJ/HN4//GLL	88- 6960/24	87-322/48	0-100/15	0R -80S / 6	0R -90S /10	1R -99S /11	1-8/13	0-8/13
65	7C/CNO//CAL/3/CNO S/PJ 62//GLL	78- 7519/22	67-313/43	0- 80/14	0R -60S / 7	0R -10 / 8	1R -80S / 7	1-9/12	1-7/12
3	ANZA	54- 6840/26	68-312/46	0- 90/14	1R -99S / 7	0R -99VS/14	10MR-99S /14	3-9/13	2-9/13
61	7C/6720//MGP	94- 8160/23	70-313/48	0-100/15	1R -80S /10	0R -99 /13	1MR-70S /11	1-8/14	2-9/12
1	BOLAL	30- 8400/31	88-317/51	0-100/15	20MS-99S /10	25S -99S /15	5R -99S /15	4-9/12	3-8/14
63	SDY/TI-RESEL	77- 5860/26	78-313/50	0-100/15	0R -80S / 9	0R -30 / 9	1R -80S /10	1-9/14	0-8/14
9	CAR 422/TORIM	30- 6052/24	60-313/48	0-100/15	5R -90S / 9	0R -99S /13	10MS-99S /13	1-8/11	1-8/12
64	CO/72-4093/TOB	62- 7195/23	86-319/49	0-100/15	0R -90S / 8	0R -40 / 8	1R -60S / 9	1-9/14	0-7/13
34	PJ/HN4//GLL	99- 7580/27	89-321/48	0-100/15	1MR-80S / 6	0R -80S /11	1R -99S /10	1-9/14	0-9/13
62	PI/MZ//CNO/3/LFN/4/CNO/GLL	91- 7795/23	79-313/47	0- 95/15	10MR-60S / 8	0R -95 /12	1R -60S / 8	1-8/13	2-9/13
24	TH*6/KF//LEE*6/KF/3/CAL/4/ALONDRA S	96- 6249/24	81-314/48	0-100/15	1R -30MS/ 7	0R -10 / 9	1R -99S /11	1-9/12	1-9/13
73	BEZ//CNO S/GLL	58- 8130/26	93-328/50	10-100/14	1R -99S / 7	0R -50 /10	1R - 5X /11	1-8/12	0-9/14
45	PMF/LFN//PRT	83- 6510/22	70-313/48	0-100/14	1R -90S / 8	0R -70 /13	1R -40MS/11	1-9/13	1-9/12

TABLE 6. ENTRIES SELECTED FOR WINTERHARDINESS OVER ALL LOCATIONS REPORTING

ENTRY	PEDIGREE	YIELD (KG/HA)	DAYS TO FLOWER	WINTER HARDINESS (%)	PUC S	PUC R	PUC G	SEPT T	EGT
119	AU//MINN/HK/3/38MA/4/YMH/ERA	93- 7188/26	103-333/49	4-100/15	0R -80S / 7	0R -90MS/11	0R -50S / 7	1-9/12	2-9/13
99	HYS//DRC*2/7C	91- 7038/23	110-343/48	6-100/15	0R -50MS/ 6	30S -99 /13	20S -99S /14	3-8/11	1-7/12
90	RSB/YMH//HYS/WA4995/3/1879/MY54//DJ*2	79- 9375/23	105-333/47	2-100/15	20MR-65S / 5	5MR-99 /13	20MS-99S /14	1-8/12	3-9/12
163	LOM/SAPSUCKER S	94- 8895/22	104-330/48	10-100/15	0R -40MS/ 6	0R -80S /12	1R -99S /13	1-9/13	3-9/12
164	TENOR/JUBILAR*2//BENNO/3/YR	121- 8350/24	108-332/47	2-100/15	0R -80S / 7	1R -80S /11	1R -50 /11	1-9/13	0-8/13
155	V6707/4/PATO/CAL/3/7C//BB/CNO	75- 8070/21	112-328/45	20-100/15	0R -80S / 9	0R -60 /10	1R -99S /11	0-6/12	1-7/12
131	TJB 729/1278//DAWS	91- 7063/23	109-330/48	15-100/15	0R -65S / 7	0R -80S /13	0R -99S /14	3-8/12	1-9/13
2	BEZOSTAJA	10- 6978/30	98-339/51	10-100/15	10R -80S /10	0R -99 /14	5S -99S /15	3-9/13	3-9/14
67	CHAMPLEIN/BEZ	38- 7382/23	98-342/49	0-100/15	0R -40MR/ 7	0R -99S /11	1R -60S /12	1-8/12	1-5/12
156	V6707/4/PATO/CAL/3/7C//BB/CNO	79- 6786/23	110-328/47	44-100/15	0R -80S / 9	0R -60 /10	1R -99S /11	1-7/11	1-7/13
159	HYS/T2484-35T-2T-1T CB75-270	104- 8850/22	100-332/47	1-100/15	1MR-10X / 9	0R -90 /11	5S -99S /14	1-8/12	1-8/13
151	HN VII/RMD//1523/DRC DWF,F1/3/CERCO	80- 6272/22	121-332/43	0-100/15	0R -40S / 6	0R -60 /12	1R -99S /15	1-8/11	0-7/13
126	TJB 368-268/YMH	93- 7076/24	113-348/45	2-100/15	0R -40MS/ 6	0R -99S /13	5MS-99S /14	2-7/12	0-6/12
105	COFN/PCH//P101/VOGAF	98- 8788/23	108-343/48	5-100/15	1R -30S / 7	0R -95 /12	0R -99S /14	3-8/13	3-8/12
77	HYS/CB75-270,F1/3/YMH/HYS//HYS/YY	83- 9350/22	105-333/48	27-100/15	0R -99S /10	1R -99 /11	15S -99S /14	1-8/12	3-7/11
85	HYS/RPB14-68,F1//SPN	84- 8712/24	107-343/47	4-100/14	5R -20S / 7	0R -99 /13	10MS-99S /14	1-8/11	0-7/12
96	CNO S/INIA S//HN VII	93- 8000/21	104-343/48	0-100/15	5R -40S / 8	0R -95 /11	0X -99 /12	1-8/12	2-9/12
70	BEZ2B/CGN	36- 9540/24	90-318/49	0-100/15	0R -20MR/ 7	0R -95 / 8	1S -99S /14	1-8/13	1-7/13
78	BEZ//TOB/8156/3/ALD	89- 7493/22	98-333/48	20-100/15	0R -60MS/ 7	0R -75 /11	1R -70 / 8	1-8/14	0-9/13
87	HYS//R37/GHL	95- 9562/26	104-342/48	7-100/14	0R -40MS/ 5	0R -60S /12	1R -70 / 9	1-9/11	4-9/12
116	S148/PICH S	83- 6882/23	99-328/49	4-100/15	10MR-60S / 8	0R -80S /14	1R -99S /12	1-7/11	3-8/14
127	TJB 368-268/YMH	86- 8895/25	112-348/48	0-100/15	0R -10MR/ 4	1R -99 /12	0R -99S /14	1-8/12	0-5/13
98	YMH/T.SPELTA//YMH/CAMA,F3/3/1523.DRC.DWF	95- 8100/22	115-332/45	0-100/15	0R -99S /10	0R -99 /12	20MS-99S /14	1-7/13	0-7/13
123	ND/P101//TJB 368/251	96- 8769/23	110-342/46	0-100/15	0R -99S / 8	0R -99 /11	25MS-99S /14	1-8/12	0-5/13
64	CO/72-4093/TOB	62- 7195/23	86-319/49	0-100/15	0R -90S / 8	0R -40 / 8	1R -60S / 9	1-9/14	0-7/13

TABLE 7. ENTRIES SELECTED FOR THEIR RESPONSE TO PUCCINIA STRIIFORMIS (STRIPE RUST) OVER ALL LOCATIONS REPORTING

ENTRY	PEDIGREE	YIELD (KG/HA)	DAYS TO FLOWER	WINTER HARDINESS (%)	PUC S	PUC R	PUC G	SEPT T	EGT
127	TJB 368-268/YMH	86- 8895/25	112-348/48	0-100/15	0R -10MR/ 4	1R -99 /12	0R -99S /14	1-8/12	0-5/13
148	COFN/BEZ//SUW92/CI13645/3/NAI60/4/ EMU S,F1/5/CB74-472	74- 7336/22	109-330/48	0-100/15	0R -25MS/ 7	0R -50S /10	0X -50 / 9	1-8/12	0-9/13
171	OFN/4/YT54/3/N10B/LR//MFO/5/DJ/6/ PCHU/7/CNDR	108- 7004/22	108-326/47	0-100/14	0R -10MR/ 6	0R -70 /13	10MS-10X /13	2-8/13	0-5/12
66	KOL/PMF/3/7C//CNO/CAL/4/CLEO	94- 5878/22	89-322/49	0-100/15	0R -10MS/ 6	0R -60 /11	1R -25 / 7	1-8/14	0-8/13
135	ND/2*101SEL//MCS,F1/3/TJB 801/1332	89- 8547/23	108-327/46	0-100/14	0R -80S / 9	0R -40MS/10	1R -99S /13	1-9/13	0-7/13
70	BEZ2B/CGN	36- 8540/24	90-318/49	0-100/15	0R -20MR/ 7	0R -95 / 8	1S -99S /14	1-8/13	1-7/13
69	KKZ/PI	62- 8100/23	98-320/48	0-100/15	1R -25MR/ 5	0R -50 / 9	1R -80S / 9	1-7/13	0-8/13
133	LFN*2//DJ*2/VG8316/3/BLUEJAY S	99- 9030/23	104-325/47	0-100/14	0R -40S / 7	1R -99S /14	1R -99S /10	1-9/13	0-9/12
101	CAR58-182/DRC//YR	83- 6865/20	102-328/43	0-100/14	0R -20S / 8	0R -90VS/13	5M -60S / 8	4-9/11	1-7/12
134	ND/2*101SEL//MCS,F1/3/TJB 801/1332	86- 7326/22	104-327/46	0-100/14	0R -10MR/ 6	0R -99 / 9	1R -99S /13	1-9/13	1-9/13
81	TJB791-1088/SPN	72- 8253/22	108-333/45	0-100/14	0R -25MR/ 7	0R -99VS/12	1S -99S /13	3-7/11	1-7/13
94	YMH//HN VII/CD,F1/3/ CI 14106	80-10125/22	110-350/46	0-100/15	0R -80S / 7	0R -99 /13	10S -99S /14	2-7/12	2-6/13
162	CAR 193/WOODPECKER S	14- 7336/23	99-325/49	0-100/15	0R -80MS/ 8	0R -90 /10	0X -99S /11	1-8/13	0-7/14
30	ND/2*101SEL//MCS,F1/3/TJB 801/1332	93- 7520/23	102-328/47	0-100/15	1R -25MS/ 8	0R -95 / 9	5R -99 /12	1-8/11	1-9/13
56	RSK//CNO S/GLL	81- 6874/25	86-319/49	0-100/15	1R -25MR/ 5	0R -60 / 8	0R -10X /13	1-8/14	0-9/13
67	CHAMPLEIN/BEZ	38- 7382/23	98-342/49	0-100/15	0R -40MR/ 7	0R -99S /11	1R -60S /12	1-8/12	1-5/12
95	YMH//HN VII/CD,F1/3/F1(1523/DRC DWF //MRS	88- 8475/24	109-348/46	0-100/15	0R -50MR/ 8	0R -90 /12	1R -90 /10	1-6/12	1-7/13
41	ORE F1-158/FOL//BOLILLO S	56- 8210/26	79-318/49	0-100/15	1R -25MR/ 3	0R -40S /11	0R -30MS/ 9	1-8/13	1-7/14
125	TJB 801/1332//1523 DRC DWF/ 6720-69-13	91- 7500/22	114-343/44	0-100/15	0R -40MR/ 9	0R -95 /11	0R -99S /14	1-8/12	0-3/12
104	HN4/4/KT54A/N10B//KT54B/3/NAR/5/ TZPP/PL//7C	93- 6950/24	103-328/47	0-100/15	0R -25MP/ 5	0R -95 /11	1R -70 /11	2-8/12	1-7/13
128	ND/P101//AZT	90- 7336/23	113-348/47	0-100/15	0R -25MS/10	0R -50S /13	1R -99S /14	1-9/12	1-8/12
57	HIM//KAL/BB	65- 8345/26	100-330/48	0-100/15	1R -40S / 6	0R -40MS/11	1R -50S / 8	1-8/12	0-5/13
136	SWM75-296,F1//ND/P101	87- 7353/23	71-319/49	0-100/14	0R -60S / 7	0R -99VS/12	1R -90S / 9	3-9/13	0-9/14
52	KRF/CDL	94- 9324/25	70-312/49	0-100/14	1R -25S / 7	0R -20S /10	1R -99S /14	1-8/13	0-5/13
91	RCL/SW7107//ND/VG9144	81- 8975/22	116-343/47	0-100/15	0R -40MR/ 7	20MS-99S /13	1R -99S /13	2-9/11	3-9/12

TABLE 8. ENTRIES SELECTED FOR THEIR RESPONSE TO PUCCINIA RECONDITA (LEAF RUST) OVER ALL LOCATIONS REPORTING

ENTRY	PEDIGREE	YIELD (KG/HA)	DAYS TO FLOWER	WINTER HARDINESS (%)	PUC S	PUC R	PUC G	SEPT T	EGT
65	7C/CNO//CAL/3/CNO S/PJ 62//GLL	78- 7519/22	67-313/43	0- 80/14	0R -60S / 7	0R -10 / 8	1R -80S / 7	1-9/12	1-7/12
25	TH*6/KF//LEE*6/KF/3/CAL/4/ALONDRA S	94- 6786/23	70-312/49	0-100/15	1R -30S / 8	0R -20MS/10	1R -99S /11	1-9/12	0-8/13
41	ORE F1-158/FDL//BOLILLO S	56- 8210/26	79-318/49	0-100/15	1R -25MR/ 3	0R -40S /11	0R -30MS/ 9	1-8/13	1-7/14
58	TAST/ANZA	67- 7437/25	93-334/49	0-100/15	0R -40MR/ 5	0R -60MS/11	0R -20MS/10	1-8/11	1-7/13
89	TRIT AST/SPARROW S	79- 7813/24	99-330/49	0-100/15	0R -25MR/ 5	0R -40S /11	1R -10X /11	1-8/11	0-7/14
24	T I*6/KF//LEE*6/KF/3/CAL/4/ALONDRA S	96- 6249/24	81-314/48	0-100/15	1R -30MS/ 7	0R -10 / 9	1R -99S /11	1-9/12	1-9/13
66	KOL/PMF/3/7C//CNO/CAL/4/CLEO	94- 6878/22	89-322/49	0-100/15	0R -10MS/ 6	0R -60 /11	1R -25 / 7	1-8/14	0-8/13
54	RSK//CNO S/GLL	100- 7353/26	71-311/49	0-100/14	1R -65S / 5	0R -60 / 9	0R -99S / 9	2-9/14	1-9/13
144	HN4/4/KT54A/N10B//KT54B/3/NAR/5/BB/ GLL/3/CNO/S64//BB	26- 7770/21	99-325/48	0-100/15	10R -20MR/ 4	0R -20MS/ 9	1R -50 / 9	1-9/11	0-6/13
148	COFN/BEZ//SUW92/CI13645/3/NAI60/4/ EMU S,F1/5/CB74-472	74- 7336/22	109-330/48	0-100/15	0R -25MS/ 7	0R -50S /10	0X -50 / 9	1-8/12	0-9/13
63	SDY/TI-RESEL	77- 6860/26	78-313/50	0-100/15	0R -80S / 9	0R -30 / 9	1R -80S /10	1-9/14	0-8/14
135	ND/2*101SEL//MCS,F1/3/TJB 801/1332	89- 8547/23	108-327/46	0-100/14	0R -80S / 9	0R -40MS/10	1R -99S /13	1-9/13	0-7/13
39	ORE F1-158/FDL//BOLILLO S	87- 6910/25	78-318/49	0-100/15	20MR-25MS/ 2	0R -70 / 9	1R -30 /10	1-8/13	1-7/13
154	HN IV/4/KT54A/N10B//KT54B/3/NI/5/ BLUETIT	74- 7853/21	110-328/46	0-100/15	0R -40S / 5	0R -80 /11	0X -70 / 9	1-9/14	1-7/12
57	HIM//KAL/BB	65- 8345/26	100-330/48	0-100/15	1R -40S / 6	0R -40MS/11	1R -50S / 8	1-8/12	0-5/13
52	KRF/COL	94- 9324/25	70-312/49	0-100/14	1R -25S / 7	0R -20S /10	1R -99S /14	1-8/13	0-5/13
64	CO/72-4093/TOB	62- 7195/23	86-319/49	0-100/15	0R -90S / 8	0R -40 / 8	1R -60S / 9	1-9/14	0-7/13
71	S64/2*SS/CNDR	7- 7770/25	92-322/48	0-100/15	1MR-20MS/ 7	0R -95 /10	10S -99S /13	1-9/13	1-6/13
168	TWIN ROGUE	109- 7810/23	105-327/48	0-100/15	0R -30MS/ 7	0R -30 /11	1R -95 / 9	1-8/12	0-8/13
108	CNO/INIA//HN7/3/CC//CAL/SR	91- 7000/24	103-330/48	0-100/15	1R -40MS/ 9	0R -50 /11	1R -80S /10	1-9/13	0-9/13
138	CAR58-182/GNS//KAL/EB	90- 8070/22	108-326/48	0-100/15	0R -40S / 5	0R -80 /12	1R -10X /13	1-9/12	0-9/12
121	H68-406/YMH	85- 9088/25	108-338/48	0-100/15	0R -99S / 7	0R -70 / 9	5MR-99S /13	1-7/12	1-8/13
139	CAR58-182/GNS//KAL/BB	92- 7831/24	106-326/48	0-100/15	0R -35S / 8	0R -40S /11	1R -99 / 9	1-9/12	1-9/13
31	ND/P101//KAL/BB	85- 9200/23	99-328/48	0-100/15	5R -99S / 8	0R -60S /10	1R -99 /10	1-8/12	0-9/13
134	ND/2*101SEL//MCS,F1/3/TJB 801/1332	86- 7326/22	104-327/46	0-100/14	0R -10MR/ 6	0R -99 / 9	1R -99S /13	1-9/13	1-9/13

TABLE 9. ENTRIES SELECTED FOR THEIR RESPONSE TO PUCCINIA GRAMINIS TRITICI (STEM RUST) OVER ALL LOCATIONS REPORTING

ENTRY	PEDIGREE	YIELD (KG/HA)	DAYS TO FLOWER	WINTER HARDINESS (%)	PUC S	PUC R	PUC G	SEPT T	EGT
41	ORE F1-158/FDL//BOLILLO S	56- 8210/26	79-318/49	0-100/15	1R -25MR/ 3	0R -40S /11	0R -30MS/ 9	1-8/13	1-7/14
58	TAST/ANZA	67- 7437/25	93-334/49	0-100/15	0R -40MR/ 5	0R -60MS/11	0R -20MS/10	1-8/11	1-7/13
165	KOL/PMF/3/7C//CNO/CAL/4/CLEO	89- 8070/23	99-325/48	0-100/15	10R -80S / 6	0R -30MS/10	1R -20S / 7	1-9/13	0-9/13
8	RMN F12-71/SKA	65- 9163/24	84-318/49	0-100/15	1R -80S / 9	0R -80S /13	1R -20MS/ 9	1-9/13	1-8/12
143	HN4/4/KT54A/N10B//KT54B/3/NAR/5/ TZPP/PL//7C	96- 9078/21	101-328/47	0-100/15	0R -30MR/ 4	0R -60S / 9	0R -40 / 8	1-9/11	0-9/12
39	ORE F1-158/FDL//BOLILLO S	87- 6910/25	78-318/49	0-100/15	20MR-25MS/ 2	0R -70 / 9	1R -30 /10	1-8/13	1-7/13
149	COFEN/BEZO//SUW92/CI13645/3/NAI60 /4/EMU S	87- 7490/23	109-328/47	0-100/15	1MR-99S / 8	0R -60S /11	1R -35 / 7	1-9/12	0-9/13
148	COFN/BEZ//SUW92/CI13645/3/NAI60/4/ EMU S.F1/5/CB74-472	74- 7336/22	109-330/48	0-100/15	0R -25MS/ 7	0R -50S /10	0X -50 / 9	1-8/12	0-9/13
108	CNO/INIA//HN7/3/CC//CAL/SR	91- 7000/24	103-330/48	0-100/15	1R -40MS/ 9	0R -50 /11	1R -80S /10	1-9/13	0-9/13
66	KOL/PMF/3/7C//CNO/CAL/4/CLEO	94- 6878/22	89-322/49	0-100/15	0R -10MS/ 6	0R -60 /11	1R -25 / 7	1-8/14	0-8/13
144	HN4/4/KT54A/N10B//KT54B/3/NAR/5/BB/ GLL/3/CNO/S64//BB	26- 7770/21	99-325/48	0-100/15	10R -20MR/ 4	0R -20MS/ 9	1R -50 / 9	1-9/11	0-6/13
130	OFN/4/YT54/3/N10B/LR//MFO/5/DJ/6/ PCH/7/KAL/BB	79- 6750/21	85-324/47	0-100/15	0R -30MR/ 8	0R -99S /14	1R -50S / 8	3-8/12	0-9/13
78	BEZ//TOB/8156/3/ALD	89- 7493/22	98-333/48	28-100/15	0R -60MS/ 7	0R -75 /11	1R -70 / 8	1-8/14	0-9/13
65	7C/CNO//CAL/3/CNO S/PJ 62//GLL	78- 7519/22	67-313/43	0- 80/14	0R -60S / 7	0R -10 / 8	1R -80S / 7	1-9/12	1-7/12
47	CO72-4085/POLLO	80- 6249/24	87-319/49	0-100/14	5MS-99S / 4	0R -60 / 8	1R -99S /11	1-9/13	1-9/11
166	LFN/DIBO/3/DIBO/DIJA//SUW92/CI13645 /4/ZZ S	65- 7700/24	107-325/48	0-100/15	1MS-20S / 8	0R -70 / 9	1R -30 /11	1-9/14	0-6/13
57	HIN//KAL/BB	65- 5345/26	100-330/48	0-100/15	1R -40S / 6	0R -40MS/11	1R -50S / 8	1-8/12	0-5/13
164	TENOR/JUBILAR*2//BENNO/3/YR	121- 8350/24	108-332/47	2-100/15	0R -80S / 7	1R -80S /11	1R -50 /11	1-9/13	0-8/13
64	CO/72-4093/TOB	62- 7195/23	86-319/49	0-100/15	0R -90S / 8	0R -40 / 8	1R -60S / 9	1-9/14	0-7/13
45	PMF/LFN//PRT	83- 5510/22	70-313/48	0-100/14	1R -90S / 8	0R -70 /13	1R -40MS/11	1-9/13	1-9/12
119	AU//MINN/HK/3/38MA/4/YMH/ERA	93- 7188/26	103-333/49	4-100/15	0R -80S / 7	0R -90MS/11	0R -50S / 7	1-9/12	2-9/13
55	RSK//CNO S/GLL	80- 7300/25	86-313/49	0-100/15	1R -25S / 5	0R -60MS/ 7	1R -99S /11	1-9/13	0-8/12
44	WRM/2*HUACA	73- 7120/22	70-319/45	0- 95/13	20R -90MS/ 6	0R -40MS/13	1R -70S /11	1-8/13	1-9/14
142	NAD/VG9144//KAL/BB	92- 8850/20	100-325/48	0-100/15	0R -40S / 8	5S -99S /13	1R -60 / 9	1-9/12	0-9/13
37	TAST/ANZA	22- 7560/23	78-319/48	0-100/15	10MR-20S / 3	1R -90VS/ 9	1R -50 / 8	1-8/13	0-7/14

TABLE 10. ENTRIES SELECTED FOR THEIR RESPONSE TO SEPTORIA TRITICI OVER ALL LOCATIONS REPORTING

ENTRY	PEDIGREE	YIELD (KG/HA)	DAYS TO FLOWER	WINTER HARDINESS (%)	PUC S	PUC R	PUC G	SEPT T	EGT
94	YMH//HN VII/CO,F1/3/ CI 14106	80-10125/22	110-350/46	0-100/15	0R -80S / 7	0R -99 /13	10S -99S /14	2-7/12	2-6/13
155	V6707/4/PATO/CAL/3/7C//BB/CNO	75- 8070/21	112-328/45	20-100/15	0R -80S / 9	0R -60 /10	1R -99S /11	0-6/12	1-7/12
69	KKZ/PI	62- 8100/23	98-320/48	0-100/15	1R -25MR/ 5	0R -50 / 9	1R -80S / 9	1-7/13	0-8/13
41	ORE F1-158/FDL//BOLILLO S	56- 8210/26	79-318/49	0-100/15	1R -25MR/ 3	0R -40S /11	0R -30MS/ 9	1-8/13	1-7/14
82	TJB801-12795/YMH	91- 8345/25	103-346/48	0-100/15	0R -10X / 9	5S -95 /12	5S -99S /14	2-6/11	1-7/13
137	RBS47-51/YR	90- 7703/23	102-327/47	0-100/15	0R -25MS/ 5	0R -99 /13	10S -99S /14	1-8/12	1-9/13
59	RDL/DRC//MON	62- 7336/24	80-317/49	0-100/15	0R -99S / 8	0R -60S /13	1R -99S / 9	1-8/12	1-8/13
159	HYS/T2484-35T-2T-1T CB75-270	104- 8850/22	100-332/47	1-100/15	1MR-10X / 9	0R -90 /11	5S -99S /14	1-8/12	1-8/13
39	ORE F1-158/FDL//BOLILLO S	87- 6910/25	78-318/49	0-100/15	20MR-25MS/ 2	0R -70 / 9	1R -30 /10	1-8/13	1-7/13
147	ND/VG9144//TORIM	88- 8987/23	109-330/47	0-100/15	0R -30MS/ 8	0R -70S /11	5R -10X /12	1-7/11	1-9/13
164	TENOR/JUBILAR*2//BENNO/3/YR	121- 8350/24	108-332/47	2-100/15	0R -80S / 7	1R -80S /11	1R -50 /11	1-9/13	0-8/13
95	YMH//HN VII/CO,F1/3/F1(1523/DRC DWF //MRS	88- 8475/24	109-348/46	0-100/15	0R -50MR/ 8	0R -90 /12	1R -90 /10	1-6/12	1-7/13
127	TJB 368-268/YMH	86- 8895/25	112-348/48	0-100/15	0R -10MR/ 4	1R -99 /12	0R -99S /14	1-8/12	0-5/13
57	HIM//KAL/BB	65- 8345/26	100-330/48	0-100/15	1R -40S / 6	0R -40MS/11	1R -50S / 8	1-8/12	0-5/13
148	COFN/BEZ//SUW92/CI13645/3/NAI60/4/ EMU S,F1/5/CB74-472	74- 7336/22	109-330/48	0-100/15	0R -25MS/ 7	0R -50S /10	0X -50 / 9	1-8/12	0-9/13
17	TJB 240-1834/HYS,F1//RDL/6720-7109	56- 9513/22	115-350/46	0-100/15	1R -40MS/ 6	1R -99 /12	20MS-99S /13	1-8/13	1-7/13
168	TWIN ROGUE	109- 7810/23	105-327/48	0-100/15	0R -30MS/ 7	0R -30 /11	1R -95 / 9	1-8/12	0-8/13
81	TJB791-1088/SPN	72- 8253/22	108-333/45	0-100/14	0R -25MR/ 7	0R -99VS/12	1S -99S /13	3-7/11	1-7/13
51	SN64/SS2//TORIM,F1/3/TJB 788/1039	104- 9352/22	88-322/47	0-100/14	5MR-80S / 9	0R -95 /11	5MR-99S /14	1-8/13	0-5/13
97	69-153/YMH,F3//67-237-69-24	80- 8388/23	112-343/46	0-100/15	0R -20MS/ 6	1R -99 /13	5S -99 /13	2-7/11	3-8/11
116	S148/PICH S	83- 6882/23	99-328/49	4-100/15	10MR-60S / 8	0R -80S /14	1R -99S /12	1-7/11	3-8/14
68	RBS/CONDOR	52- 8253/24	97-322/48	0-100/15	1R -40MR/ 4	0R -50S /12	0X -60 /10	1-7/12	3-9/12
158	CO/PCHU//TORIM	49- 7770/22	100-327/48	0-100/15	1R -60S / 7	0R -99S /14	10MS-99 /14	1-7/13	1-8/13
121	H68-406/YMH	85- 9088/25	108-338/48	0-100/15	0R -99S / 7	0R -70 / 9	5MR-99S /13	1-7/12	1-8/13
163	LOM/SAPSUCKER S	94- 8895/22	104-330/48	10-100/15	0R -40MS/ 6	0R -80S /12	1R -99S /13	1-9/13	3-9/12

TABLE 11. ENTRIES SELECTED FOR THEIR RESPONSE TO ERYSIPHE GRAMINIS TRITICI (POWDERY MILDEW) OVER ALL LOCATIONS REPORTING

ENTRY	PEDIGREE	YIELD (KG/HA)	DAYS TO FLOWER	WINTER HARDINESS (%)	PUC S	PUC R	PUC G	SEPT T	EGT
127	TJB 368-268/YMH	86- 8895/25	112-348/48	0-100/15	0R -10MR/ 4	1R -99 /12	0R -99S /14	1-8/12	0-5/13
52	KRF/CDL	94- 9324/25	70-312/49	0-100/14	1R -25S / 7	0R -20S /10	1R -99S /14	1-8/13	0-5/13
57	HIM//KAL/BB	65- 8345/26	100-330/48	0-100/15	1R -40S / 6	0R -40MS/11	1R -50S / 8	1-8/12	0-5/13
14	MZL/CNDR	30- 7338/25	92-328/49	0-100/15	1R -30S / 9	0R -99S /12	1MR-80S / 9	1-8/12	0-5/13
148	COFN/BEZ//SUW92/CI13645/3/NAI60/4/EMU S,F1/5/CB74-472	74- 7336/22	109-330/48	0-100/15	0R -25MS/ 7	0R -50S /10	0X -50 / 9	1-8/12	0-9/13
29	OFN/4/YT54/3/N10B/LR//MFO/5/DJ/6/PCH/7/KAL/BB	91- 7082/22	78-318/47	0-100/15	1R -80S / 7	0R -80 /10	1R -99S /10	3-8/14	0-7/13
123	ND/P101//TJB 368/251	96- 8769/23	110-342/46	0-100/15	0R -99S / 8	0R -99 /11	25MS-99S /14	1-8/12	0-5/13
166	LFN/DIBO/3/DIBO/DIJA//SUW92/CI13645/4/ZZ S	65- 7700/24	107-325/48	0-100/15	1MS-20S / 8	0R -70 / 9	1R -30 /11	1-9/14	0-6/13
144	HN4/4/KT54A/N10B//KT54B/3/NAR/5/BB/GLL/3/CNO/S64//BB	26- 7770/21	99-325/48	0-100/15	10R -20MR/ 4	0R -20MS/ 9	1R -50 / 9	1-9/11	0-6/13
98	YMH/T.SPELTA//YMH/CAMA,F3/3/1523.DRC.DWF	95- 8100/22	115-332/45	0-100/15	0R -99S /10	0R -99 /12	20MS-99S /14	1-7/13	0-7/13
145	TAST/TORIM	95- 8040/24	109-328/48	0-100/15	0R -99S / 9	0R -80S /12	1R -70S /11	1-8/12	0-7/13
51	SN64/SS2//TORIM,F1/3/TJB 788/1039	104- 9352/22	88-322/47	0-100/14	5MR-80S / 9	0R -95 /11	5MR-99S /14	1-8/13	0-5/13
167	GOLDEN VALLEY/PICH S	96- 7336/23	106-327/48	0-100/15	0R -40S / 7	0R -40S /13	1R -95 /12	1-8/12	0-6/14
74	HIM/CNDR	4- 7243/21	79-323/44	0-100/14	5MR-20S / 8	0R -90VS/11	5S -60S / 9	1-7/11	0-5/12
125	TJB 801/1332//1523 DRC DWF/6720-69-13	91- 7500/22	114-343/44	0-100/15	0R -40MR/ 9	0R -95 /11	0R -99S /14	1-8/12	0-3/12
71	S64/2*SS/CNDR	7- 7770/25	92-322/48	0-100/15	1MR-20MS/ 7	0R -95 /10	10S -99S /13	1-9/13	1-6/13
171	OFN/4/YT54/3/N10B/LR//MFO/5/DJ/6/PCHU/7/CNDR	108- 7004/22	108-326/47	0-100/14	0R -10MR/ 6	0R -70 /13	10MS-10X /13	2-8/13	0-5/12
66	KOL/PMF/3/7C//CNO/CAL/4/CLEO	94- 6878/22	89-322/49	0-100/15	0R -10MS/ 6	0R -60 /11	1R -25 / 7	1-8/14	0-8/13
162	CAR 193/WOODPECKER S	14- 7336/23	99-325/49	0-100/15	0R -80MS/ 8	0R -90 /10	0X -99S /11	1-8/13	0-7/14
65	7C/CNO//CAL/3/CNO S/PJ 62//GLL	78- 7519/22	67-313/43	0- 80/14	0R -60S / 7	0R -10 / 8	1R -80S / 7	1-9/12	1-7/12
126	TJB 368-268/YMH	93- 7076/24	113-348/45	2-100/15	0R -40MS/ 6	0R -99S /13	5MS-99S /14	2-7/12	0-6/12
135	ND/2*101SEL//MCS,F1/3/TJB 801/1332	89- 8547/23	108-327/46	0-100/14	0R -80S / 9	0R -40MS/10	1R -99S /13	1-9/13	0-7/13
149	COFEN/BEZO//SUW92/CI13645/3/NAI60/4/EMU S	87- 7490/23	109-328/47	0-100/15	1MR-99S / 8	0R -60S /11	1R -35 / 7	1-9/12	0-9/13
172	HUAC//TJB/370-491	105-11090/24	104-328/46	0-100/14	1MS-65S / 8	0R -60S /10	1R -90 /10	1-9/13	0-6/11
170	SPD/RQ	16- 3270/21	93-320/47	0-100/15	0R -30S / 9	0R -60 /13	1R -99S /11	1-9/12	0-5/12

TABLE 12. ENTRIES SELECTED FOR THEIR RELATIVE SUPERIOR AGRONOMIC PERFORMANCE OVER ALL LOCATIONS REPORTING IN THE LOW RAINFALL ZONE

ENTRY	PEDIGREE	YIELD (KG/HA)	DAYS TO FLOWER	WINTER HARDINESS (%)	PUC S	PUC R	PUC G	SEPT T	EGT
55	RSK//CNO S/GLL	113- 5199/ 6	86-313/12	0- 60/ 3	- / 0	0R -20MS/ 2	5R -10MS/ 3	6-8/ 2	0-5/ 2
54	RSK//CNO S/GLL	102- 4222/ 6	71-310/12	0- 75/ 3	- / 0	0R - 1MR/ 2	5R - 5R / 1	6-8/ 2	1-9/ 2
56	RSK//CNO S/GLL	110- 5366/ 6	86-319/12	0- 60/ 3	- / 0	0R -20MR/ 2	0R - 5 / 4	5-8/ 2	0-7/ 2
52	KRF/CDL	106- 6577/ 6	70-307/12	0- 30/ 3	- / 0	0R -20S / 3	1S -80S / 5	4-5/ 2	0-5/ 2
63	SDY/TI-RESEL	94- 5877/ 6	78-313/12	0- 70/ 3	- / 0	0R - 1MR/ 2	1 -80S / 4	7-8/ 2	1-5/ 2
10	YMH/TORIM	78- 5100/ 7	90-328/13	0- 70/ 3	- / 0	0R -60MS/ 4	5S -40MS/ 4	5-5/ 1	2-7/ 3
73	BEZ//CNO S/GLL	98- 6733/ 6	93-328/12	10- 90/ 3	- / 0	0R - 1 / 2	50MS-50MS/ 2	5-5/ 1	1-9/ 2
4	ROUSSALKA	93- 3826/ 7	87-319/13	0- 60/ 3	- / 0	0R -20S / 2	10MS-70S / 5	9-9/ 1	0-7/ 3
25	TH*6/KF//LEE*6/KF/3/CAL/4/ALONDRA S	94- 6055/ 6	70-307/12	0- 90/ 3	- / 0	0R -20MS/ 4	10MR-15 / 3	9-9/ 1	1-5/ 2
66	KOL/PMF/3/7C//CNO/CAL/4/CLEO	99- 4455/ 6	89-322/12	0- 70/ 3	- / 0	0R -15 / 4	5R -20 / 2	5-5/ 2	0-5/ 2
46	CO/72-4093/TOB	83- 4388/ 6	69-311/12	0- 90/ 3	- / 0	0R -20MS/ 3	80S -80S / 1	8-8/ 2	5-9/ 2
3	ANZA	121- 4722/ 7	68-310/13	0- 0/ 2	- / 0	0R -99S / 5	10S -80S / 5	8-9/ 2	2-9/ 3
64	CO/72-4093/TOB	106- 7110/ 6	86-319/12	0- 80/ 3	- / 0	0R - 0R / 1	1S -30MR/ 2	8-8/ 2	3-7/ 2
78	BEZ//TOB/8156/3/ALD	89- 5566/ 6	98-333/12	20- 70/ 3	- / 0	0R -50S / 4	5R - 5R / 1	5-8/ 2	5-9/ 2
27	NO/P101//AZT	79- 5125/ 6	75-309/12	0- 30/ 3	- / 0	0R -50S / 3	5MS-70 / 3	8-8/ 1	1-9/ 2
2	BEZOSTAJA	88- 4550/ 7	98-339/13	10- 60/ 3	- / 0	0R -60S / 5	5S -90 / 5	4-9/ 2	5-7/ 3
32	CAR58-182/GNS//KAL/BB	102- 5000/ 6	79-313/12	0- 70/ 3	- / 0	0R -60S / 5	10MS-90S / 5	4-9/ 2	0-7/ 2
62	PI/MZ//CNO/3/LFN/4/CNO/GLL	111- 5222/ 6	79-313/12	0- 10/ 3	- / 0	0R -20MS/ 4	10R -10 / 2	3-8/ 2	3-9/ 2
1	BOLAL	60- 4322/ 7	88-297/13	0- 50/ 3	- / 0	25S -90S / 5	20MS-90S / 5	8-8/ 1	5-8/ 3
39	ORE F1-158/FDL//BOLILLO S	91- 5855/ 6	78-310/12	0- 50/ 3	- / 0	0R -30MR/ 2	5R -30 / 2	3-8/ 2	3-7/ 2
162	CAR 193/WOODPECKER S	124- 6633/ 6	99-325/12	0- 30/ 3	- / 0	0R -20MR/ 3	15MR-60 / 5	8-8/ 1	0-3/ 2
12	CAR58-182/GNS//KAL/BB	105- 3997/ 6	76-308/12	0- 60/ 3	- / 0	20S -80S / 4	10MS-60S / 4	8-8/ 1	1-7/ 2
13	MZL/TI	73- 4796/ 6	81-319/12	0- 50/ 3	- / 0	0R -40S / 4	10MS-80S / 3	8-8/ 1	1-7/ 2
47	CO72-4085/POLLO	96- 3433/ 6	87-319/12	0- 70/ 3	- / 0	0R - 0R / 1	5R - 2S / 4	8-8/ 2	7-9/ 2
61	7C/6720//MGP	119- 6766/ 6	70-311/12	0- 30/ 3	- / 0	0R -60S / 4	1MR-70S / 3	5-8/ 2	3-5/ 2

TABLE 13. ENTRIES SELECTED FOR THEIR RELATIVE SUPERIOR AGRONOMIC PERFORMANCE OVER ALL LOCATIONS REPORTING IN THE INTERMEDIATE RAINFALL ZONE

ENTRY	PEDIGREE	YIELD (KG/HA)	DAYS TO FLOWER	WINTER HARDINESS (%)	PUC S	PUC R	PUC G	SEPT T	EGT
64	CO/72-4093/TOB	62- 7195/ 9	115-312/17	75-100/ 5	10R -90S / 3	0R -40 / 4	1R -50 / 3	5-8/ 4	0-7/ 7
55	RSK//CNO S/GLL	92- 7300/10	113-311/17	75-100/ 5	1R - 1R / 1	1R -30 / 3	5MR-35 / 3	3-8/ 3	1-8/ 7
54	RSK//CNO S/GLL	101- 6694/10	107-311/17	50-100/ 5	1R - 1R / 1	0R -60 / 3	15MR-60 / 3	4-8/ 4	1-7/ 7
52	KRF/CDL	94- 9324/10	104-312/17	50-100/ 5	10R -10R / 1	1R -10 / 3	10MS-85 / 4	2-8/ 3	1-7/ 7
25	TH*6/KF//LEE*6/KF/3/CAL/4/ALONDRA S	96- 6786/ 9	108-312/17	25-100/ 5	1R - 1R / 1	0R -10 / 3	1R -90 / 3	3-6/ 3	0-5/ 7
47	CO72-4085/POLLO	81- 6133/ 9	113-312/17	60-100/ 5	- / 0	0R -60 / 3	1R -60 / 4	5-8/ 4	1-9/ 7
56	RSK//CNO S/GLL	85- 6150/10	113-311/17	80-100/ 5	1R - 1R / 1	0R -60 / 3	5S -10X / 4	4-8/ 4	1-8/ 7
33	MZL/TI	80- 5830/11	112-312/17	80-100/ 5	10R -10R / 1	0R -80 / 3	10MR-60 / 4	5-9/ 4	1-9/ 7
63	SDY/TI-RESEL	96- 6860/11	112-313/17	50-100/ 5	40MR-80S / 3	0R -30 / 4	5 -50MS/ 2	3-8/ 4	2-8/ 7
34	PJ/HN4//GLL	108- 7580/11	113-312/17	70-100/ 5	10R -80S / 2	30MS-80 / 3	10S -99 / 4	4-7/ 4	1-6/ 7
61	7C/6720//MGP	100- 7230/ 9	106-313/17	25-100/ 5	1R -80S / 3	0R -99 / 4	10MS-70S / 4	3-8/ 4	2-8/ 7
35	PJ/HN4//GLL	102- 6960/ 9	112-312/17	70-100/ 5	80S -80S / 2	40MR-80 / 3	10MR-99 / 4	3-8/ 3	1-5/ 7
73	BEZ//CNO S/GLL	58- 8130/10	114-323/17	90-100/ 5	99S -99S / 1	1R -50 / 3	10MR-95 / 3	5-8/ 3	1-6/ 7
71	S64/2*SS/CNDR	7- 7770/10	115-318/17	90-100/ 5	10R -10MS/ 2	0R -95 / 4	20S -95 / 4	3-9/ 3	1-6/ 7
59	RDL/DRC//MON	62- 7336/10	112-317/17	75-100/ 5	10R -10R / 1	10MR-30 / 4	1R -50S / 3	3-7/ 3	1-6/ 7
24	TH*6/KF//LEE*6/KF/3/CAL/4/ALONDRA S	97- 6161/ 9	110-314/17	25-100/ 5	1R - 1R / 1	1R -10 / 3	1R -99 / 3	4-7/ 3	1-5/ 7
4	ROUSSALKA	72- 5594/12	111-311/17	75-100/ 5	1R -80S / 3	0R -80 / 3	30MS-85 / 4	5-9/ 3	2-9/ 7
12	CAR58-182/GNS//KAL/BB	99- 6466/10	109-318/17	50-100/ 5	10R -80S / 3	50MS-80 / 3	1R -80S / 4	3-6/ 3	1-7/ 7
53	RSK/AZ	46- 6605/ 9	104-313/16	0-100/ 5	10R -10R / 1	0R -70 / 3	5MR-80 / 4	3-8/ 3	0-6/ 7
16	PJ/HN4//GLL	19- 5560/ 9	110-312/17	70-100/ 5	- / 0	1R -60 / 4	25S -95 / 4	4-9/ 3	1-6/ 7
13	MZL/TI	20- 5789/ 9	113-313/17	50-100/ 5	5R -80S / 3	1R -99 / 4	20MR-99 / 4	4-9/ 3	2-9/ 7
136	SWM75-296,F1//ND/P101	95- 6900/ 9	109-317/17	70-100/ 5	1R -60S / 3	5MR-99VS/ 3	1R -90S / 3	4-8/ 4	1-7/ 7
70	BEZ28/CGN	36- 9325/10	115-318/17	75-100/ 5	1R - 1R / 1	1R -95 / 4	30S -95 / 4	3-8/ 3	1-5/ 7
8	RMN F12-71/SKA	65- 7061/ 8	115-318/17	50-100/ 5	1R -80S / 2	1R -60S / 4	1R -10 / 3	3-8/ 3	1-8/ 7
62	PI/MZ//CNO/3/LFN/4/CNO/GLL	91- 7795/ 9	107-312/17	25- 70/ 5	25MS-60S / 2	0R -95 / 4	1R -10 / 2	6-8/ 4	2-8/ 7

TABLE 14. ENTRIES SELECTED FOR THEIR RELATIVE SUPERIOR AGRONOMIC PERFORMANCE OVER ALL LOCATIONS REPORTING UNDER HIGH RAINFALL OR IRRIGATION

ENTRY	PEDIGREE	YIELD (KG/HA)	DAYS TO FLOWER	WINTER HARDINESS (%)	PUC S	PUC R	PUC G	SEPT T	EGT
63	SOY/TI-RESEL	77- 5600/ 9	102-251/21	16-100/ 7	0R -65S / 6	1MR-20MS/ 3	1R -10S / 4	1-9/ 8	0-8/ 5
39	ORE F1-158/FDL//BOLILLO S	87- 6750/10	101-251/20	0-100/ 7	20MR-25MS/ 2	1R -10MR/ 3	1R -10MS/ 5	1-8/ 8	3-6/ 4
89	TRIT AST/SPARROW S	95- 5760/ 8	109-195/20	1-100/ 7	0R -25MR/ 4	1R - 5MR/ 5	10MS-10X / 5	1-8/ 7	0-6/ 5
64	CO/72-4093/TOB	85- 4800/ 8	101-180/20	55-100/ 7	0R -30MS/ 5	1R -10MS/ 3	1R -60S / 4	1-9/ 8	0-5/ 4
33	MZL/TI	58- 7811/11	103-263/21	9-100/ 7	1MR-40S / 7	1R -15S / 4	1R -99S / 5	3-9/ 8	0-5/ 4
73	BEZ//CNO S/GLL	78- 4820/10	104-299/21	60-100/ 6	1R -25MR/ 6	1R -20S / 5	1R - 5X / 6	1-8/ 8	0-8/ 5
4	ROUSSALKA	74- 8290/12	100-263/21	2- 95/ 7	1R -99S / 6	1S -30S / 5	5MR-99S / 6	1-9/ 8	3-9/ 4
56	RSK//CNO S/GLL	81- 6874/ 9	99-175/20	5-100/ 7	1R -25MR/ 4	1R -20S / 3	1R -99S / 5	1-8/ 8	0-9/ 4
16	PJ/HN4//GLL	95- 5200/ 9	103-278/20	0-100/ 7	1S -25MR/ 4	1R -60S / 4	15MR-99S / 5	0-7/ 8	3-6/ 3
13	MZL/TI	97- 4960/ 9	102-175/20	5-100/ 7	5R -99S / 7	1MR-70S / 4	5MR-99S / 3	1-9/ 7	5-7/ 4
1	BOLAL	75- 8400/12	101-256/21	14-100/ 7	20MS-99S / 7	25S -99S / 6	10S -99S / 6	5-9/ 8	3-7/ 4
52	KRF/CDL	133- 5322/ 9	98-190/20	3-100/ 6	1R -25S / 6	1R -20S / 4	1R -99S / 5	1-8/ 8	0-4/ 4
58	TAST/ANZA	112- 5762/ 8	104-199/20	4-100/ 7	0R -40MR/ 4	1R -10MR/ 2	0R -20MS/ 5	1-8/ 7	3-6/ 4
41	ORE F1-158/FDL//BOLILLO S	77- 7000/10	101-251/20	0-100/ 7	10MR-25MR/ 2	1R -40S / 4	0R -30MS/ 5	1-8/ 7	3-7/ 5
76	BOLILLO S/HEIMA	104- 8332/ 9	98-190/20	15-100/ 7	20MR-99S / 7	5S -99S / 5	1S -60S / 5	1-7/ 8	3-9/ 4
67	CHAMPLEIN/BEZ	81- 5760/ 8	111-190/20	47-100/ 7	0R -40MR/ 6	1R -99S / 4	1R -60S / 5	1-8/ 8	3-5/ 3
55	RSK//CNO S/GLL	80- 6003/ 9	101-170/20	0-100/ 7	5R -25S / 4	1MR-60MS/ 2	1R -99S / 5	1-9/ 8	0-5/ 3
69	KKZ/PI	88- 5003/ 8	106-180/19	21-100/ 7	1R -25MR/ 5	1R -20MS/ 3	1R -30MS/ 4	1-7/ 8	0-5/ 4
34	PJ/HN4//GLL	102- 6145/10	99-181/19	0-100/ 7	1MR-10MR/ 4	1R -80S / 5	1R -99S / 4	1-9/ 8	3-7/ 4
70	BEZ2B/CGN	83- 8540/ 8	105-180/20	65-100/ 7	0R -20MR/ 6	1R -10S / 3	10S -99S / 5	1-8/ 8	1-7/ 4
53	RSK/AZ	98- 5600/ 9	97-245/20	0-100/ 6	1R -50S / 4	1R -30S / 3	5S -10X / 4	1-8/ 8	1-8/ 5
8	RMN F12-71/SKA	95- 9163/10	105-263/20	0-100/ 7	2R -40S / 7	10R -80S / 6	1R -20MS/ 4	1-9/ 8	3-8/ 3
2	BEZOSTAJA	10- 6978/11	107-299/21	28-100/ 7	10R -50MS/ 7	0R -30S / 5	10S -99S / 6	3-8/ 8	3-9/ 4
25	TH*6/KF//LEE*6/KF/3/CAL/4/ALONDRA S	99- 4800/ 8	104-251/20	0- 80/ 7	5R -30S / 7	1R -10R / 3	5R -99S / 5	1-8/ 8	3-8/ 4
78	BEZ//TOB/8156/3/ALD	104- 4880/ 7	107-195/19	38-100/ 7	0R -60MS/ 5	1R -30S / 3	1R -30MS/ 4	1-8/ 8	0-7/ 4

APPENDIX I.

LOCATION TABLES FOR DATA RETURNED FROM THE NINTH THROUGH THE SIXTH IWSWSN

TABLE 3-68. ENTRIES SELECTED FOR OVER-ALL AGRONOMIC PERFORMANCE AT LOCATION 68 IN RAINFALL ZONE 1

COUNTRY: SOUTH AFRICA

LATITUDE: 28 10 S LONGITUDE: 28 18 E ELEVATION: 1631M

STATE:

DATE PLANTED: 17/05/82 DATE HARVESTED: 15/12/82

STATION: SM. GRAIN CNT-BETHLEHEM

MOISTURE: 250MM TOTAL FERTILIZER (KG/HA): 55N 38P 25K

COOPERATORS: I.B.J. SMIT

LOCAL CHECK VARIETY USED IN THIS NURSERY: BETTA

COMMENTS: INADEQUATE MOISTURE FROM MID-OCTOBER AND DAILY TEMPERATURES ABOVE AVERAGE. PART OF THE NURSERY WAS SEVERELY AFFECTED BY TAKE-ALL DISEASE. LEAF AND STEM RUST WAS INOCULATED HOWEVER INFECTION WAS MODERATE AND DEVELOPED IN LATE SEASON. THE MISC. COLUMN CONTAINS OBSERVATIONS FOR TAKE-ALL AND BARLEY MOSAIC VIRUS RECORDED AS 0=NO INFECTION AND 9=VERY SUSCEPTIBLE AND ALSO LODGING IN PERCENT.

ENTRY	YIELD (KG/HA)	% OF LOCAL CHECK	1000 KN WT (G)	PL HT (CM)	LOG (%)	DAYS TO FLOWER	PUC S	PUC R	PUC G	SEPT T	EGT	STAND EST	WNT HDNS (%)	SEL	MISC
11	5894	109	71.6	85		134			5S						2 1 0
13	5460	101	72.6	86		139			5MR						1 0 0
58	4988	92	75.6	90		133			10S						2 0 0
39	5050	93	75.2	92		134			10S					*	2 0 0
56	4739	88	73.2	93		136									3 1 0
41	4031	74	69.8	91		130									2 1 0
38	4025	74	75.6	92		131								*	2 0 0
15	4366	81	75.2	97		138			5S						2 0 0
42	3913	72	73.6	84		134		1S	10S						3 2 0
218	5621	104	75.8	100		140		30S	0X						2 0 18
45	3671	68	71.2	90		139			1MR						1 3 0
4	3984	74	73.1	80		135		1MR	20S						2 0 5
23	2814	52	71.6	90		133		1S							5 2 0
167	4267	79	73.2	93		140		5MR	1MS						5 1 0
147	5366	99	74.8	106		140								*	1 5 5
61	3801	70	71.4	88		134									5 3 0
3	4648	86	71.5	84		131		20S	30S						3 1 0
12	3925	72	74.0	91		138		10R							1 1 5
9	3963	73	72.8	78		135									2 1 0
5	5416	100	80.0	113		140		2S	20S						2 3 0
161	2894	53	65.2	81		138		1R							2 3 0
21	2801	52	73.6	90		135			5MR						5 2 0
57	4130	76	75.0	106		132			20S						4 0 0
172	4068	75	74.2	104		139		5S	5MS						1 1 0
77	4696	87	78.0	96		139		10S	10S						2 1 5

TABLE 3-67. ENTRIES SELECTED FOR OVER-ALL AGRONOMIC PERFORMANCE AT LOCATION 67 IN RAINFALL ZONE 1

COUNTRY: ROMANIA

STATE:

STATION: ICCPT-FUNDULEA

COOPERATORS:

LATITUDE: 44 03 N LONGITUDE: 24 10 E ELEVATION: 66M

DATE PLANTED: 15/10/82 DATE HARVESTED: 02/07/83

MOISTURE: 294MM TOTAL FERTILIZER (KG/HA): 120N 80P

LOCAL CHECK VARIETY USED IN THIS NURSERY: FUNDULEA 29

COMMENTS: MOISTURE WAS ADEQUATE IN THE FALL FOR GOOD STAND ESTABLISHMENT HOWEVER IT WAS VERY HOT AND DRY DURING THE SPRING AND SUMMER. THERE WERE 47 DAYS WITH SUBZERO TEMPERATURES. DISEASE DEVELOPMENT WAS POOR. THE MISC. COLUMN CONTAINS FROST DAMAGE OBSERVATIONS WHERE 1=PLANTS KILLED AND 9=NO FOLIAR DAMAGE.

ENTRY	YIELD (KG/HA)	% OF LOCAL CHECK	1000 KN WT (G)	PL HT (CM)	LDG (%)	DAYS TO FLOWER	PUC S	PUC R	PUC G	SEPT T	E G T	STAND EST	WNT HDNS (%)	SEL	MISC
56				86		128									4
61				84		128									7
8				85		129									7
38				93		129									5
34				80		129									7
57				100		129									5
37				90		129									5
51				88		129									5
26	7426	92		85		129									5
42	6968	86		84		129									5
28	8154	101		86		130									5
55	6635	82		85		129									4
163				95		130									6
33				85		130									7
23				90		130									6
29				90		130									7
24				86		130									6
41	5512	68		90		128									4
50	9360	116		85		131									6
49	8362	104		84		131									5
48	8278	103		83		131									6
25	7363	91		88		131									6
3	5930	74		78		130									8
4	5970	74		78		130									5
9	6864	85		80		131									6
5	8070	100		84		135									5

TABLE 3-63. ENTRIES SELECTED FOR OVER-ALL AGRONOMIC PERFORMANCE AT LOCATION 63 IN RAINFALL ZONE 3

COUNTRY: PERU
STATE: JUNIN
STATION: SAN JUAN DE YANAMUCLO
COOPERATORS: M.ROMERO, R.MONT, L.GOMEZ

LATITUDE: 11 45 S LONGITUDE: 76 45 W ELEVATION: 3300M
DATE PLANTED: 01/07/82 DATE HARVESTED: 01/03/83
MOISTURE: IRR TOTAL FERTILIZER (KG/HA): 60N 60P 0K
LOCAL CHECK VARIETY USED IN THIS NURSERY: CHUMPI(DURUM)

COMMENTS: RAINFALL WAS IRREGULARLY DISTRIBUTED OVER THE GROWING SEASON. THERE WERE 30 DAYS WITH SUBZERO TEMPERATURES. STRIPE RUST INFECTION WAS GOOD. BARLEY YELLOW DWARF VIRUS WAS RECORDED WHEN PRESENT AS S=SUSCEPTIBLE IN THE MISC. COLUMN.

ENTRY	YIELD (KG/HA)	% OF LOCAL CHECK	1000 KN WT (G)	PL HT (CM)	LDG (%)	DAYS TO FLOWER	PUC S	PUC R	PUC G	SEPT T	E G T	STAND EST	WNT HONS (%)	SEL	MISC
57	2999	94		80		96	1S								
192	3290	103		100			10S								
88	3249	101		100			5S								
23	2416	75		110		90	50S								
31	2916	91		90		99									
42	2291	71		80		96	1S								
101	5415	169		110		108	10S								
58	2166	68		90		96	10S								
153	3665	114		80		108									
216	2749	86		105			1S							S	
116	2749	86		115			30S							S	
189	2624	82		90		105	20S								
99	4873	152		110		111	10S								
25	1916	60		100		96									
39	2083	65		80		99									
148	2749	86		90		108	1S								
91	2666	83		105			1S							S	
5	3207	100		140		111	20S								
218	2582	81		110			5S							S	
21	1708	53		90		96									
207	4582	143		100		114	30S								
30	1874	59		80		99									
33	1666	52		80		96									
169	2499	78		90		108									
97	2499	78		100		108	5S								

TABLE 3-63. ENTRIES SELECTED FOR OVER-ALL AGRONOMIC PERFORMANCE AT LOCATION 63 IN RAINFALL ZONE 3.

COUNTRY: PERU

LATITUDE: 11°45'S LONGITUDE:76°45'W ELEVATION:3300

STATE:

DATE PLANTED: 01/07/82 DATE HARVESTED: 01/03/83

STATION: SAN JUAN DE YANAMUCLO

MOISTURE: IRR TOTAL FERTILIZER: 60N 60P

COOPERATORS: R.ROMERO, R.MONT, L.GOMEZ

LOCAL CHECK VARIETY USED IN THIS NURSERY: CHUMPI (DURUM)

COMMENTS: RAINFALL WAS IRREGULARLY DISTRIBUTED OVER THE GROWING SEASON. THERE WERE 30 DAYS WITH SUBZERO TEMPERATURES. STRIPE RUST INFECTION WAS GOOD.

ENTRY	YIELD (KG/HA)	% OF LOCAL CHECK	1000 KN WT (G)	PL HT	LDG (%)	DAYS TO FLOWER	PUC S	PUC R	PUC G	SEPT T	E G T	STAND EST	WNT HDNS (%)	SEL	MISC-BYDV
76	2957			90			1S								S
70	2874			100		111	1S								
153	2832			85		131	5S								
50	2790			80		114	-								
207	2790			95		117	10S								
218	2749			100		-	1S								S
216	2707			85		-	1S								S
190	2666			75		-	5S								S
183	2624			90		-	10S								
158	2582			70		131	1S								
173	2499			90		144	1S								
151	2457			95		-	5S								
150	2416			100		-	5S								
182	2416			80		144	10S								S
102	2374			100		-	1S								
172	2374			80		-	10S								S
203	2332			95		120	1S								S
194	2332			70		127	5S								S
121	2291			90		127	5S								
234	2291			80		117	20S								
191	2249			80		144	1S								S
127	2207			90		144	1S								
246	2166			85		111	1S								
125	2166			80		117	1S								
175	2124			75		117	5S								
5	1666			100		111	10S								

TABLE 3-63. ENTRIES SELECTED FOR OVER-ALL AGRONOMIC PERFORMANCE AT LOCATION 63 IN RAINFALL ZONE 3.

COUNTRY: PERU

LATITUDE: 16°00'S LONGITUDE: 70°00'W ELEVATION: 3850M

STATE:

DATE PLANTED: 01/08/82 DATE HARVESTED: 01/04/83

STATION: PUNO-MORO

MOISTURE: IRR. TOTAL FERTILIZER: 60N 60P

COOPERATORS: M.ROMERO, J.PALACIOS, R.MONT

LOCAL CHECK VARIETY USED IN THIS NURSERY: UNA 4219

COMMENTS: FROST WAS PREVALENT AND IRREGULAR DISTRIBUTION OF RAINFALL. THERE WERE 45 DAYS WITH SUBZERO TEMPERATURES. NO NATURAL INFECTION OF RUST RECORDED.

ENTRY	YIELD (KG/HA)	% OF LOCAL CHECK	1000 KN WT (G)	PL HT	LDG (%)	DAYS TO FLOWER	PUC S	PUC R	PUC G	SEPT T	E G T	STAND EST	WNT HDNS (%)	SEL	MISC
184	3074			76											
39	3057			75											
182	2466			78											
9	2407			70											
188	2341			72											
26	2232			76											
127	2182			79											
235	2132			67											
16	2132			70											
43	2008			90											
63	1866			68											
194	1783			86											
143	1691			60											
51	1658			65											
65	1608			70											
134	1549			78											
57	1474			63											
38	1466			78											
240	1416			92											
196	1391			87											
19	1349			73											
91	1349			73											
94	1349			80											
151	1341			72											
141	1324			80											
5	741			73											

TABLE 3-63. ENTRIES SELECTED FOR OVER-ALL AGRONOMIC PERFORMANCE AT LOCATION 63 IN RAINFALL ZONE 3.

COUNTRY: PERU

LATITUDE: 11°45'S LONGITUDE: 76°45'W ELEVATION: 3300M

STATE:

DATE PLANTED: 09/07/82 DATE HARVESTED: 01/03/83

STATION: SAN JUAN DE YANAMUCLO

MOISTURE: IRR TOTAL FERTILIZER: 60N 60P

COOPERATORS: M.ROMERO, R.MONT, L.GOMEZ

LOCAL CHECK VARIETY USED IN THIS NURSERY: CHUMPI(DURUM)

COMMENTS: RAINFALL WAS IRREGULARLY DISTRIBUTED OVER THE GROWING SEASON. GOOD NATURAL RUST INFECTION. BYDV WAS RECORDED AS S=SUSCEPTIBLE WHEN PRESENT.

ENTRY	YIELD (KG/HA)	% OF LOCAL CHECK	1000 KN WT (G)	PL HT (CM)	LDG (%)	DAYS TO FLOWER	PUC S	PUC R	PUC C	SEPT T	E G T	STAND EST	WNT HDNS (%)	SEL	MISC
92	5581			100		108	1S								
93	5523			105		108	20S								
35	5448			100		127	40S								
77	4623			80		104	10S								
55	4340			100		108	30S								
56	4107			85		99	10S								
7	3882			110		124	5S								
28	3873			110		117	30S								
97	3873			90		144	5S								
119	3665			100		127	10S								
114	3524			80		127	5S								
37	3424			110		144	5S								
78	3382			80		114	10S								
96	3274			100		135	5S								
26	3232			100		114	40S								
195	3107			105		120	40S								
193	2999			95		117	-								
54	2957			90		131	10S								
196	2940			90		117	20S								
59	2924			100		127	10S								
61	2874			80		124	1S								
51	2874			100		-	1S								
192	2866			90		117	-								
23	2840			90		131	10S								
5	2332			125		111	50S								

TABLE 3-102. ENTRIES SELECTED FOR OVER-ALL AGRONOMIC PERFORMANCE AT LOCATION 102 IN RAINFALL ZONE 2

COUNTRY: USSR LATITUDE: 45° 15'N LONGITUDE: 40° 51'E ELEVATION: 135M

STATE: DATE PLANTED: 05/10/82 DATE HARVESTED: 20/06/83

STATION: KUBAN MOISTURE: 383MM TOTAL FERTILIZER APPLIED:

COOPERATORS: VIR LOCAL CHECK VARIETY USED IN THIS NURSERY: BEZOSTAJA 1

COMMENTS: INSUFFICIENT RAINFALL DURING ALL SEASONS OF THE YEAR, EXCEPT WINTER. LARGE FLUCTUATION IN TEMPERATURE DURING FEBRUARY AND MARCH. IRREGULAR DISTRIBUTION OF HEAT DURING SUMMER. LODGING WAS MARKED EITHER 5 OR 7. DISEASE READINGS WERE NOTED FOR LEAF RUST, SEPTORIA, AND POWDERY MILDEW. GERMINATION PERCENTAGES WERE NOTED IN THE MISC. COLUMN.

ENTRY	YIELD KG/HA	TEST WT. OR 1000 KW	DAYS TO FLOWER	PLT HT (CMS)	LDG (5-7)	PUC REC	SEPT	EGT	% GERMINATION
76	942	38.4	178	97	7	1	0	3	72
73	907	37.4	178	98	7	0	3	1	78
4	903	38.4	172	82	7	0	0	3	64
6	891	35.0	180	100	5	2	0	3	78
64	857	31.6	176	92	7	0	0	1	66
36	828	36.8	180	99	7	3	0	0	82
71	816	41.4	178	104	5	3	0	3	56
7	813	39.6	184	98	5	3	0	3	72
20	789	41.2	176	122	5	5	0	5	62
58	780	33.0	181	101	5	3	0	3	80
50	756	35.0	180	89	7	1	0	1	62
54	747	39.0	175	90	5	0	0	3	80
8	744	43.2	176	93	7	1	0	1	70
19	735	38.0	176	98	5	3	0	3	56
116	732	35.0	180	98	7	5	1	5	56
84	731	36.9	182	85	7	5	1	3	82
82	730	38.2	182	93	7	3	0	1	68
169	728	36.4	183	93	7	1	0	3	80
94	726	34.6	185	86	7	3	0	1	72
18	720	39.6	178	103	5	3	0	3	68
59	717	42.8	178	113	5	1	0	3	48
63	710	38.2	176	100	7	0	0	3	48
70	706	43.6	179	97	5	5	0	3	58
99	706	31.2	184	79	7	7	1	5	72
109	706	34.6	180	83	7	1	0	3	74
5	556	40.0	179	96	7	7	3	5	44