

Barnyardgrass
Echinochloa crus-galli
Annual. Vigorous and numerous stems 1 to 5 feet tall with stem bases often red or purple. Flat, wide leaves without a ligule. Panicles often are red or purple.



Bittercress, little
Cardamine oligosperma
Annual/Biennial. Erect stems branched at plant base form a basal rosette. Numerous leaflets increase in size along individual stems. Small, white flowers produced on stem ends. Mature seeds propelled from siliques when touched.



Bluegrass, annual
Poa annua
Annual. Flattened stems that are spreading or erect form dense clumps 2 to 12 inches long. Short leaves are bright green with the tip curved. Inflorescences on short, spreading branches.



Buckwheat, wild
Polygonum convolvulus
Annual. Prostrate with trailing stems. Leaves alternate, heart-shaped, with base pointing toward petiole. Papery sheath around stem at base of leaf petiole. Small, green flowers in leaf axils.



Canada thistle
Cirsium arvense
Perennial. Forms colony of plants interconnected by deep roots. Stems 1 to 4 feet tall and branched above. Leaves are alternate and lobed with spiny margins. Flowers are purple or occasionally white in heads 1/2 to 3/4 inch in diameter.



Catchweed bedstraw
Galium aparine
Annual. Numerous square stems often intertwined and up to 7 feet in length. Slender leaves with stiff hairs in whorls of six to eight. Minuscule, white flowers in leaf axils.




Chickweed, common
Stellaria media
Annual. Prostrate, branched stems form mat 4 to 12 inches tall. Lower leaves small with petioles; upper leaves lack petioles, are up to 1 1/2 inches long. Numerous white flowers; petioles shorter than sepals.



Dandelion, common
Taraxacum officinale
Perennial. Tap-rooted. Forms a basal rosette of toothed leaves. Yellow flowers produced on leafless stalks. Vegetative parts exude milky sap when injured.



Downy brome
Bromus tectorum
Annual or winter annual. 4 to 30 inches tall with densely hairy leaf sheaths and blades. Inflorescence usually is drooping and one-sided. Awns are 1/2 to 3/4 inch long and often slightly purple at maturity.



Field bindweed
Convolvulus arvensis
Perennial. Prostrate stems 1 to 4 feet in length form dense mats. Alternate leaves are arrowhead-shaped with rounded tips. Bell-shaped white or white-pink flowers measure 1 inch in diameter.



Filaree
Erodium cicutarium
Annual/Biennial. Numerous stems 1 inch to 2 feet in length form a spreading rosette. Hairy leaves finely divided. Flowers are purple to pink in clusters of two or more.



Flixweed
Descurainia sophia
Annual. Stem 8 to 24 inches high with finely dissected, alternately arranged leaves. Leaves covered with numerous branched hairs. Inflorescence forms a raceme with small yellow-green flowers. Seed capsules 1/2 to 1 1/4 inch long.



Foxtail, green
Setaria viridis
Annual. Forms clumps up to 3 feet in height. Rough leaves are rolled in bud and have hairs only on the lower margin. Hairy ligule. Seedhead is "fox-tail"-like and pale green.



Groundsel, common
Senecio vulgaris
Annual/Biennial. Branched with taproot. Leaves are alternate and irregularly produced. Young leaves are hairy and purplish on the underside. Yellow disk flowers on several heads per plant.



Horseweed
Conyza canadensis
Annual. Prostrate form rosette with softly toothed and hairy leaves. Mature plants produce a 2- to 5-foot stem that is terminally branched. Numerous small, white or pink flowers produced on stem branches.



Knotweed, prostrate
Polygonum aviculare
Annual. Prostrate with multiple stems 1 to 3 feet in length. Stems swollen at each branch. Leaves slender and hairless with papery sheath at leaf base. Clusters of small, pink flowers are produced in leaf axils.



Kochia
Kochia scoparia
Annual. Erect, 1 to 6 feet in height with multiple branches. Slender, alternate leaves are smooth on top and hairy below. Flowers form short spikes in axils of upper leaves.



Lambsquarters, common
Chenopodium album
Annual. Erect with branched stem up to 5 feet in height. Leaves are irregularly toothed and dusted with a grey, mealy coating. Inconspicuous flowers produced on upper stem ends and in leaf axils.



Nightshade, black
Solanum nigrum
Annual. Erect glabrous or hairy stems 1/2 to 2 feet tall. Leaves are smooth to wavy edged. Young leaves often deep purple underneath. White or pale-blue flowers resemble those of potato or tomato.



Nightshade, hairy
Solanum sarrachoides
Annual. Erect stem 1 to 2 feet tall. Leaves are hairy and sticky when touched. Flowers resemble those of potato or tomato.



Nutsedge, yellow
Cyperus esculentus
Perennial. Triangular stems emerge in groups of three and have grass-like, pale yellow leaves. Spreads primarily by underground tubers produced at end of rhizomes. Pale yellow or brownish flowers produced in spikelets.



Pineappleweed
Matricaria matricarioides
Annual. Erect, branched stem 1 foot tall. Leaves greatly divided or feathered. Branches terminate with yellow-green flowers. Pineapple odor when plant is crushed.



Powell's sparrow
Amaranthus powellii
Annual. Leaves are shiny, green and lack hairs. Lower stem, particularly on young plants, is tinged red. Often confused with redroot pigweed, but leaves are more diamond-shaped or pointed than redroot pigweed, and flower bracts are longer, pointed.



Picky lettuce
Luca serriola
Annual/Biennial. Produces erect stems 1 to 2 feet high from a basal rosette. Leaf margins are smooth, midrib lined with small spines. Exudes milky latex when injured.



Puncturevine
Tribulus terrestris
Annual. Plants form mat with trailing stems 3 to 5 feet in length. Hairy leaves are opposite and divided into four to eight pairs of leaflets. Fruits consist of five sharp, piercing spines.



Quackgrass
Elytrigia repens
Perennial. Erect stems 1 to 3 feet tall rise from shallow below-ground rhizomes. Leaf blades are flat and have small claw-like auricles that wrap around the leaf sheath. Short spikelets arranged in two rows.



Rattail fescue
Vulpia myuros
Annual. Up to 2 feet tall. Narrow leaf blades are folded and hairless. Panicles are slender and up to 8 inches in length. Awns are 3/8 to 1/2 inch long.



Red orach
Atriplex rosea
Annual. Erect with multiple branches up to 1 foot in height. Alternate leaves with wavy margin and silvery surf. Branches terminate with numerous inconspicuous flowers.




Redroot pigweed
Amaranthus retroflexus
Annual. Egg-shaped leaves are dull green on top and have defined veins. Underside of young leaves often red. Erect stem, often 2 to 3 feet tall, shaded red or red-striped and often hairy. Flowers arranged in large, spike-like flowers.



Russian thistle
Salsola iberica
Annual. Several branches form a rounded bush 1 to 3 feet tall. Lower leaves have long, thin, string-like bracts. Upper leaves are diamond-shaped with a stiff spine. Small flowers are produced in upper leaf axils and have spiny bracts.



Ryegrass, Italian
Lolium multiflorum
Annual. Erect stems often purplish at base and 1 to 2 1/2 feet tall. Shiny, dark green leaves have prominent veins. Long spikes have spikelets that are alternate along the stem.



Salsify, common
Tragopogon porrifolius
Biennial. Erect, 2 to 3 feet in height with leaves that resemble grasses. Branched taproot, leaves, and stems exude milky juice when injured. Purple flowers.



Shepherdspurse
Capsella bursa-pastoris
Annual. Lower leaves deeply lobed and form a basal rosette, while upper leaves are slightly toothed or entire on erect stems from 3 to 18 inches tall. Small, white flowers on end of elongated racemes. Fruits are heart-shaped.




Sorrel, red
Rumex acetosella
Perennial. Woody stem 1/2 to 2 feet tall with few branches. Lower leaves arrowhead-shaped; upper leaves slender and often without lobes. Red-orange or orange-yellow flowers on terminal branches.



Sowthistle, annual
Sonchus oleraceus
Annual. Erect fleshy stem 1 to 4 feet in height with deeply lobed leaves. Lower leaves with one to three lobes along each side, upper leaves often not lobed. Numerous pale yellow flowers.



Tumble mustard
Sisymbrium altissimum
Winter annual. 2 to 5 feet tall. Branched upper stem creates bushy appearance. Lower leaves large, coarsely divided into leaflets; upper leaves small, less divided. Yellow flowers form small raceme.



WEED MANAGEMENT IN MINT



EM 8774
February 2001



OREGON STATE UNIVERSITY
EXTENSION SERVICE

Weed terms
Awn—A slender, usually terminal bristle.
Axil—The angle between a leaf and stem.
Bracket—A small, leaf-like structure below a flower.
Glabrous—Smooth; without hairs.
Ligule—A thin, membranous outgrowth or fringe of hairs from the base of a grass blade.
Panicle—Loose, irregularly compound flowering part of a plant with flowers borne on individual stalks.
Petiole—Stem or stalk of a leaf.
Raceme—Arrangement of flowers along a stem on individual stalks about equal in length.
Rosette—Compact cluster of leaves arranged in an often basal circle.
Sepal—The outer, leaf-like part of a flower.
Siliqua—Elongated capsule with two separate valves.
Spikelet—Flower cluster in grasses consisting of usually two basal bracts and one or more florets.

Authors: Jed Colquhoun, Extension weed specialist; Bill Brewster, senior instructor in crop and soil science, and Carol Malloy-Smith, associate professor in crop and soil science; Oregon State University.
Funding for this project was provided by the Oregon Mint Commission. Photos are courtesy of Larry Burrill. Layout by Teresa Welch.
© 2001 Oregon State University. Produced and distributed in furtherance of the Acts of Congress of May 8 and June 30, 1914. Extension work is a cooperative program of Oregon State University, the U.S. Department of Agriculture, and Oregon counties. Oregon State University Extension Service offers educational programs, activities, and materials—without discrimination based on race, color, religion, sex, sexual orientation, national origin, age, marital status, disability, and disabled veteran or Vietnam-era veteran status. Oregon State University Extension Service is an Equal Opportunity Employer. Published February 2001.

Use herbicides safely!

- Wear protective clothing and safety devices as recommended on the label. Bathe or shower after each use.
- Read the label—even if you've used the product before. Follow closely the instructions on the label (and any other directions you have).
- Be cautious when you apply herbicides. Know your legal responsibility as a pesticide applicator. You may be liable for injury or damage resulting from herbicide use.



Witchgrass
Panicum capillare
Annual. Erect, 1 to 2 feet tall and softly hairy throughout. Leaves broad and somewhat wavy. Spikelets in an open, branched panicle.