

Out Standing in Left Field: Disciplinary Boundaries in Undergraduate Forestry and Natural Resources Education

Sarah Vonhof

SUNY-College of Environmental Science & Forestry
Syracuse, New York



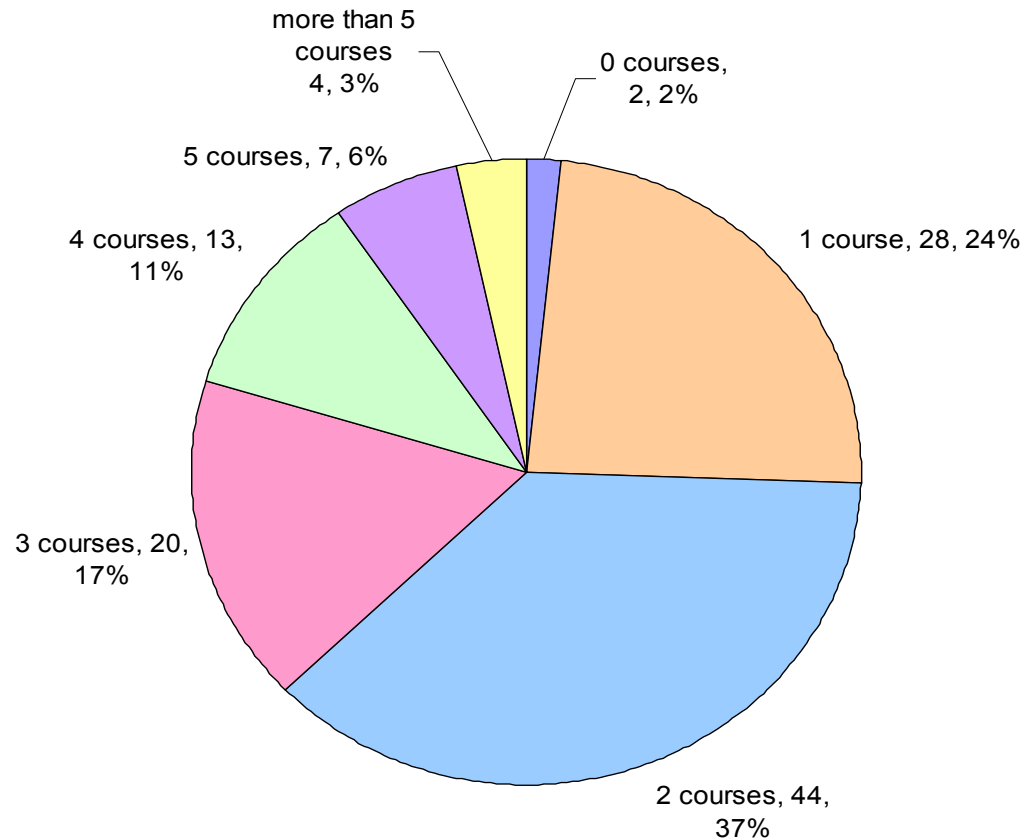
slvonhof@esf.edu

University Education in Natural Resources Conference, March 13-15, 2008

Starting Point > Left Field

- SAF Accredited Forestry Programs
 - 118 curricula
 - 44 institutions
- 98% have upper division requirements in social sciences
 - Most require two courses
 - Policy, economics

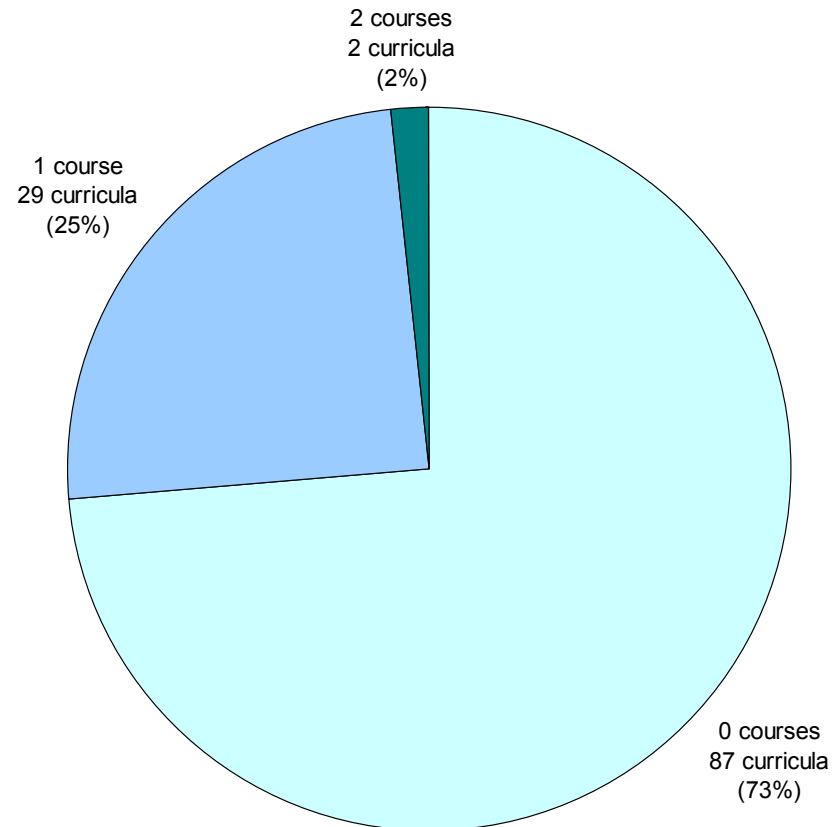
Number of Required Upper Division Social Science Courses in Forestry Curricula



Starting Point > Left Field

- SAF Accredited Forestry Programs
- Most do not have requirements in the humanities
 - 11 institutions (25%) require one or two courses
 - Ethics, law

Number of Required Upper Division Humanities Courses in Forestry Curricula





A Closer Look

- What are the upper division requirements in the disciplines?
 - Biophysical sciences, social sciences
- Do forestry degree program requirements differ from natural resources management program requirements?



Methods and Data

- Analyzed upper division requirements in six areas
 - Biophysical Sciences
 - Social Sciences
 - Humanities
 - Quantitative
 - Management
 - Communications



Methods and Data

- Forestry programs
 - Identified through SAF accreditation list
 - 93 curricula at 44 institutions
 - Coded average 16 courses / 51 credits
 - 38% of degree



Methods and Data

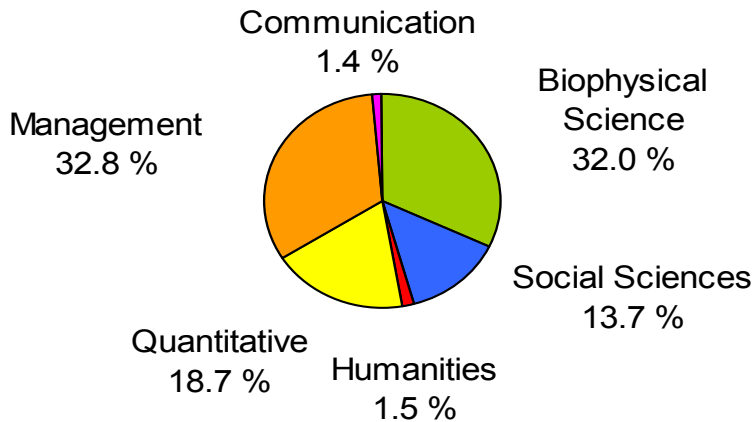
- Natural Resource / Environmental Management programs
 - Identified over 300 institutions through Peterson's and CollegeBoard.Com
 - 74 degree curricula at 38 institutions
 - Coded average 10 courses / 32 credits
 - 25% of degree

Comparing Upper Division Curricular Requirements

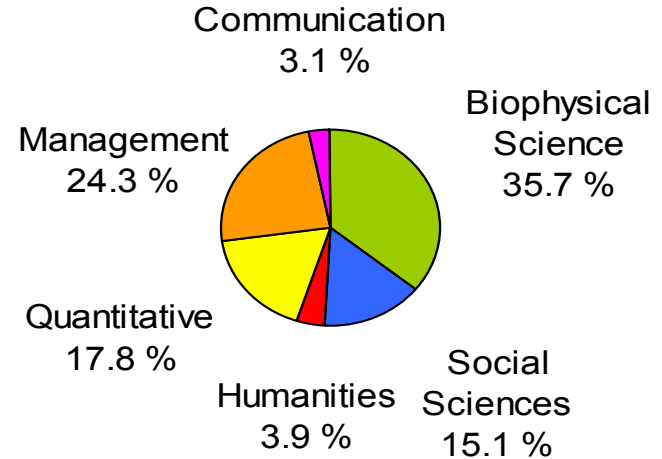
	FOR BPS	NREM BPS	FOR SS	NREM SS	FOR H	NREM H	FOR Q	NREM Q	FOR M	NREM M	FOR C	NREM C
Min Crses	1	0	0	0	0	0	0	0	1	0	0	0
Max Crses	12	13	5	5	2	2	7	5	13	11	2	2
Mean Crses	5.3	3.6	2.3	1.5	0.2	0.4	3.1	1.8	5.5	2.5	0.2	0.3
Min Crdts	4	0	0	0	0	0	0	0	3	0	0	0
Max Crdts	48	43	18	15	6	6	27	28	45	30	7	6
Mean Crdts	16.6	12.1	7.3	4.9	0.6	1.2	9.9	5.5	16.3	7.7	0.7	0.9

Percentages of Upper Division

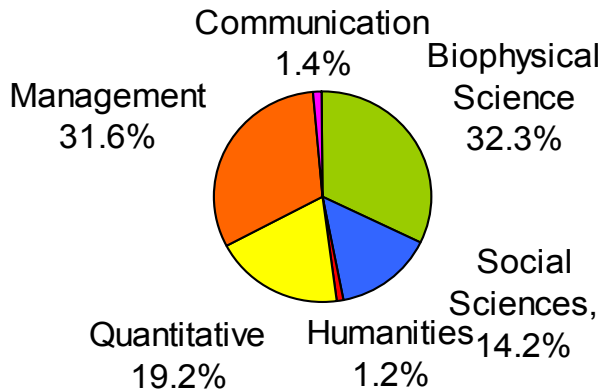
Forestry - Courses



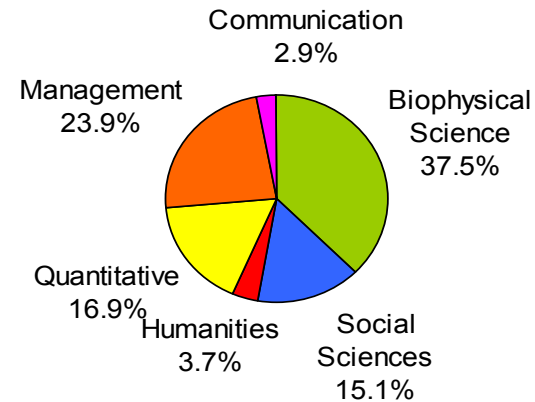
NR/E M - Courses



Forestry - Credits



NR/E M - Credits





The Differences

■ Explanations

- Departments offering programs
- Differences in degree options/concentrations
- Number of curricula with requirements & maximum

	Humanities % of total	% having requirement	Communications % of total	% having requirement
Forestry	1.5 %	24%	1.4 %	20%
NREM	3.9 %	32%	3.9 %	28%



Indications and Next Questions

- Social sciences & humanities
 - small part of forestry / natural resource education
- Interesting differences in allocation
 - Forestry has an accreditation process
- Next questions ?
 - Look at particular courses
 - Human dimensions, conflict, public participation

Out Standing in Left Field: Disciplinary Boundaries in Undergraduate Forestry and Natural Resources Education

Sarah Vonhof

SUNY-College of Environmental Science & Forestry
Syracuse, New York



slvonhof@esf.edu

Acknowledgement: Maggie Saia, research assistant

University Education in Natural Resources Conference, March 13-15, 2008